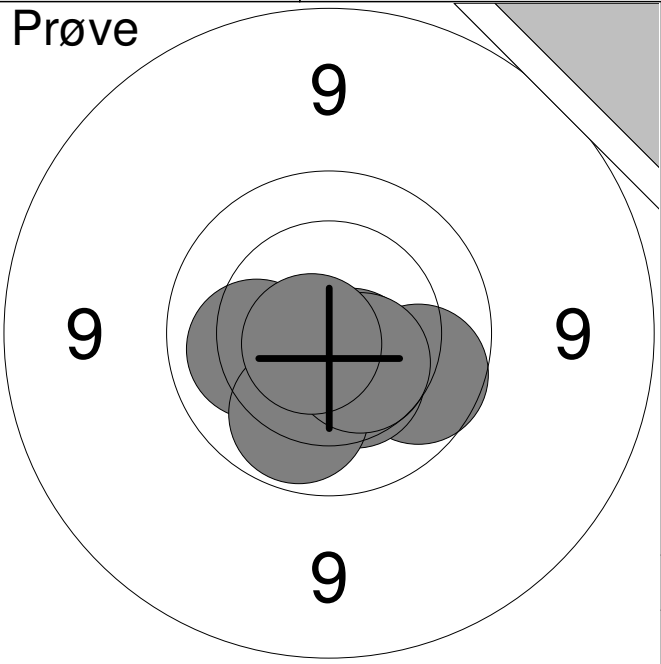


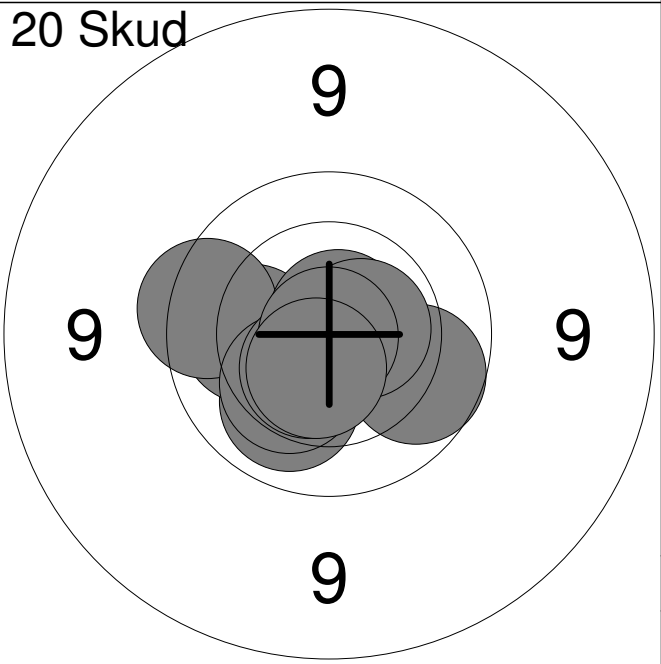
Prøve



1:	9.9	↘
2:	10.1	←
3:	*10.6	↘
4:	10.4	↘
5:	10.0	↘
6:	10.5	↘
7:	*10.7	↙

Serie	69.0
Total	0.0

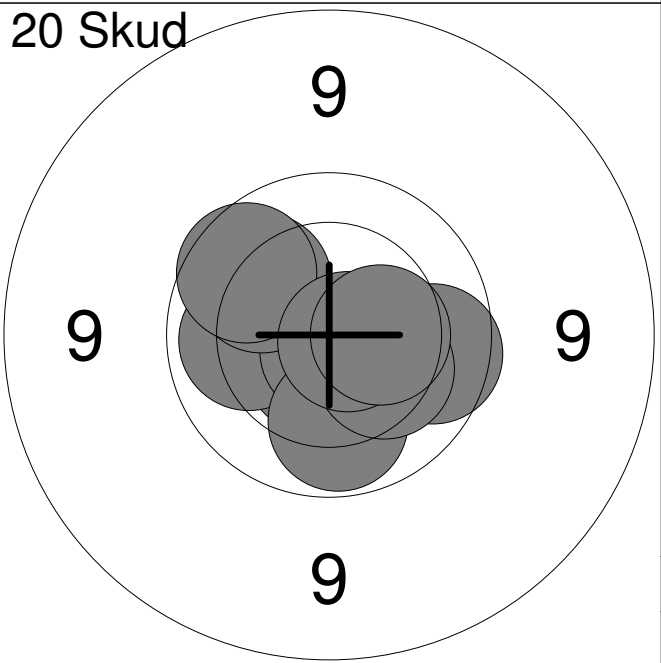
20 Skud



1:	10.1	↙
2:	9.9	↘
3:	10.1	←
4:	9.8	↙
5:	10.3	↘
6:	*10.5	↘
7:	*10.8	↗
8:	*10.6	→
9:	*10.9	↘
10:	*10.6	↘

Serie	98.0
Total	98.0

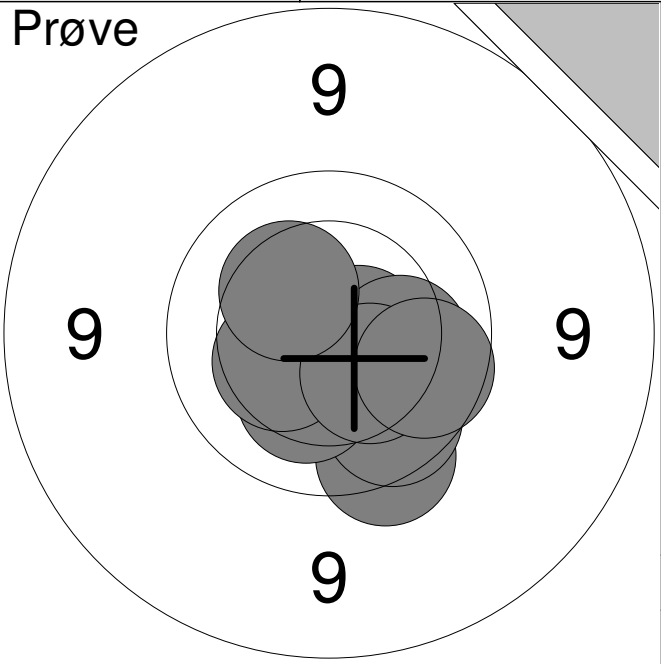
20 Skud



11:	*10.6	↙
12:	10.1	←
13:	*10.8	↘
14:	10.0	↘
15:	10.0	↗
16:	9.9	↗
17:	9.9	→
18:	10.3	↘
19:	*10.7	↘
20:	10.4	→

Serie	98.0
Total	196.0

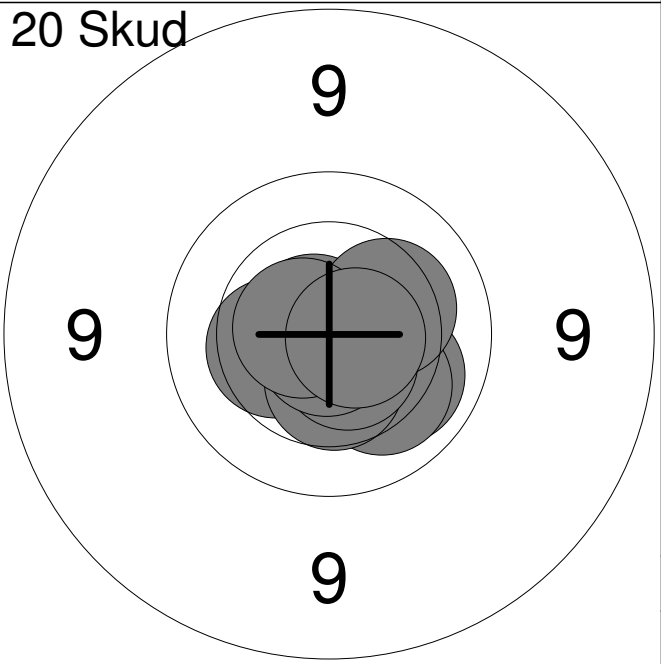
Prøve



1:	9.7	↘
2:	9.9	↘
3:	10.3	↙
4:	10.3	→
5:	*10.6	→
6:	10.2	→
7:	10.4	↙
8:	10.3	↘
9:	10.3	↗
10:	9.9	↘

Serie	97.0
Total	0.0

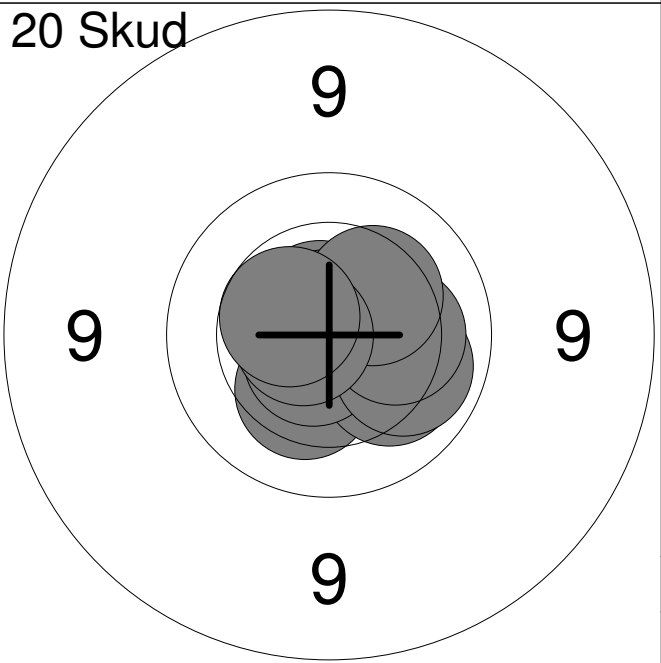
20 Skud



1:	*10.8	↗
2:	10.1	↘
3:	10.2	↘
4:	10.3	→
5:	10.4	↙
6:	10.4	↘
7:	*10.6	↘
8:	*10.8	↘
9:	*10.7	↙
10:	*10.7	→

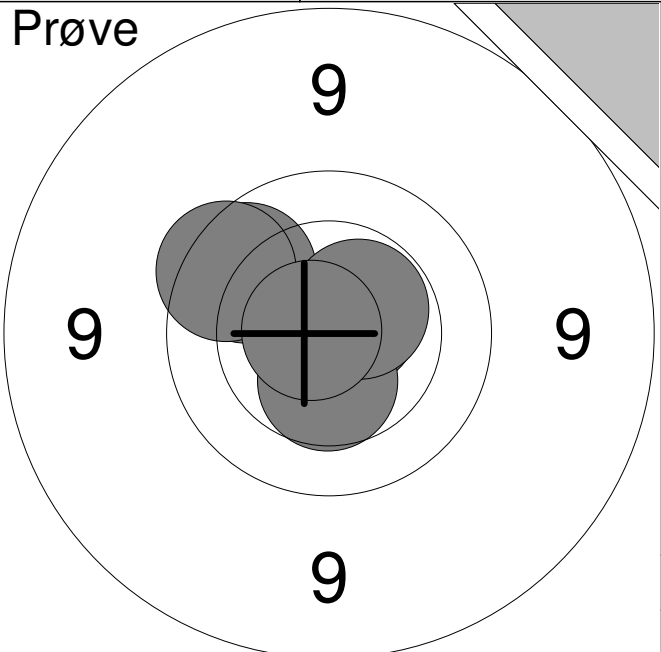
Serie	100.0
Total	100.0

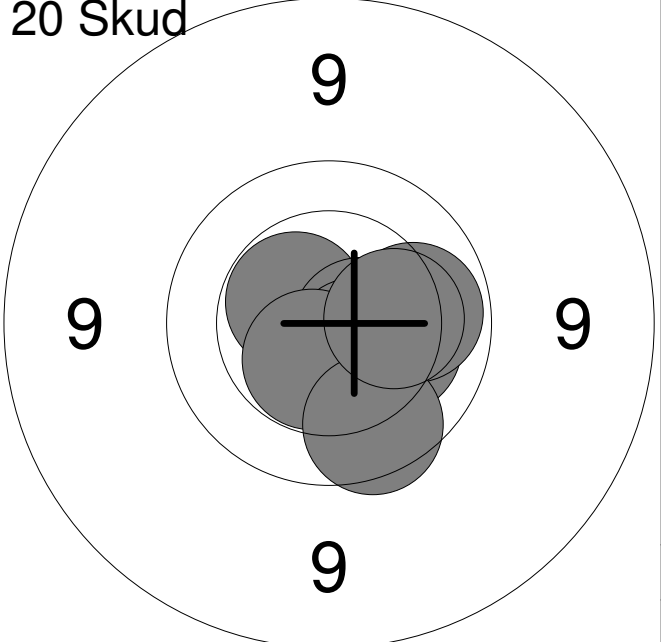
20 Skud

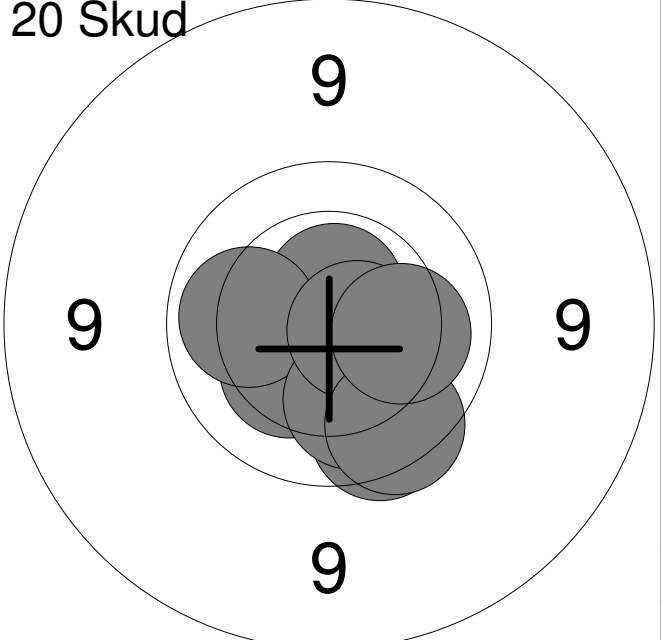


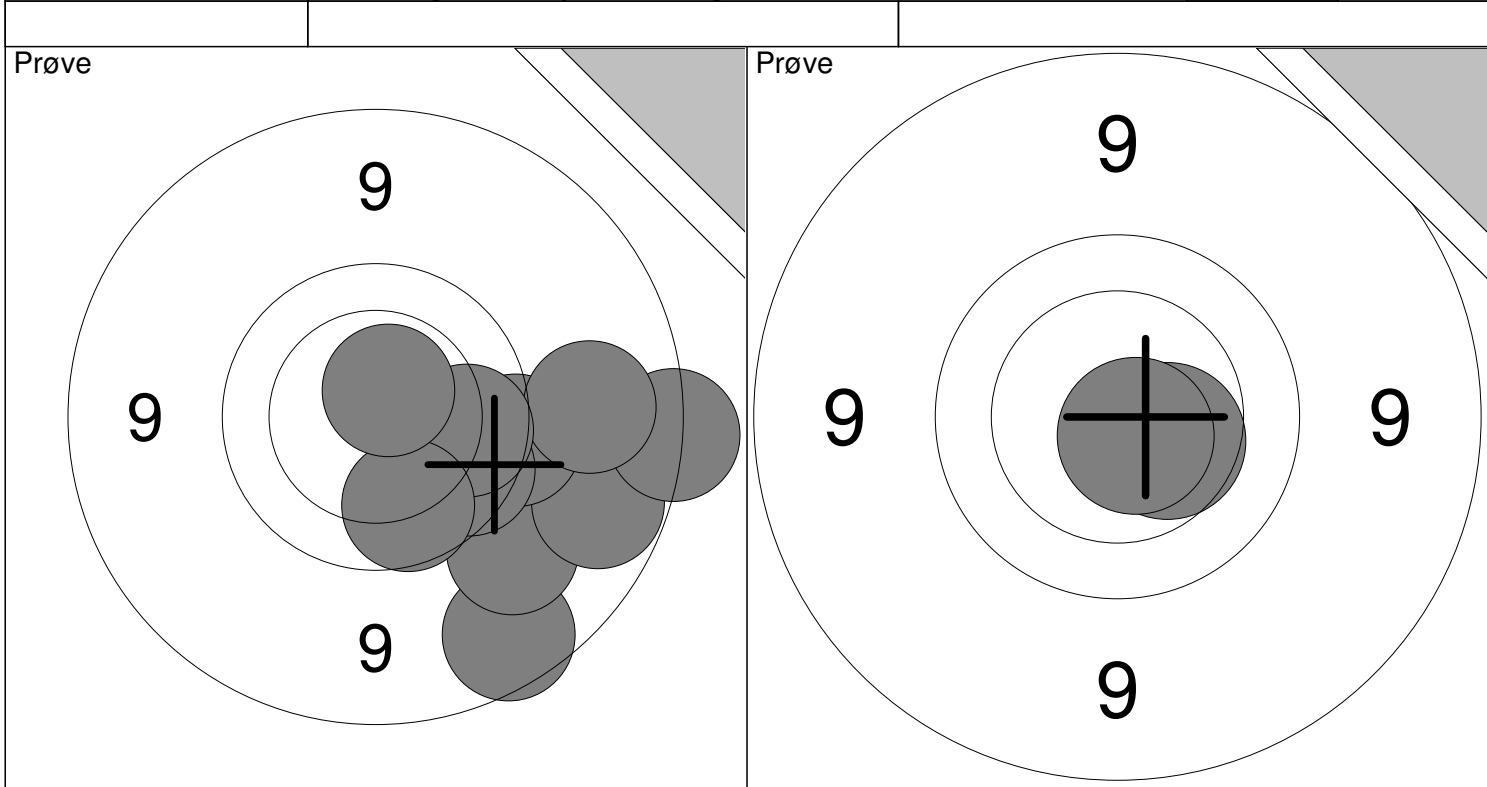
11:	10.3	↘
12:	*10.7	↗
13:	10.2	↘
14:	*10.8	↗
15:	*10.7	↘
16:	10.1	↘
17:	10.2	→
18:	10.3	↗
19:	*10.7	↙
20:	10.5	↗

Serie	100.0
Total	200.0

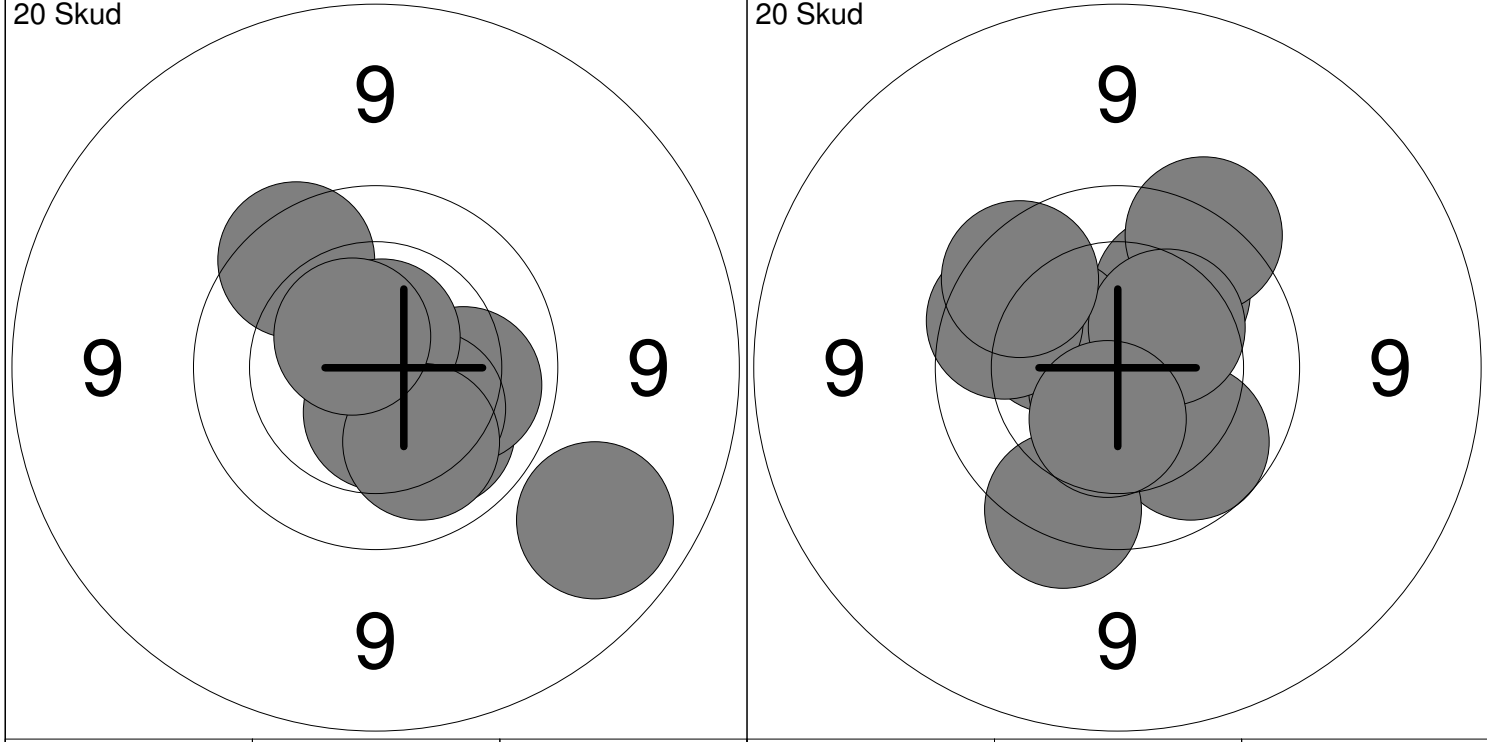
<p>Prøve</p> 	<table style="width:100%; border-collapse: collapse;"> <tr><td style="width:10%;">1:</td><td style="width:15%;">9.9</td><td style="width:10%; text-align: center;">↗</td></tr> <tr><td>2:</td><td>9.8</td><td style="text-align: center;">↗</td></tr> <tr><td>3:</td><td>*10.7</td><td style="text-align: center;">↗</td></tr> <tr><td>4:</td><td>10.4</td><td style="text-align: center;">↓</td></tr> <tr><td>5:</td><td>*10.5</td><td style="text-align: center;">↗</td></tr> <tr><td>6:</td><td>*10.8</td><td style="text-align: center;">←</td></tr> </table>	1:	9.9	↗	2:	9.8	↗	3:	*10.7	↗	4:	10.4	↓	5:	*10.5	↗	6:	*10.8	←
1:	9.9	↗																	
2:	9.8	↗																	
3:	*10.7	↗																	
4:	10.4	↓																	
5:	*10.5	↗																	
6:	*10.8	←																	
	<table border="1" style="width:100%; border-collapse: collapse;"> <tr> <td style="width:10%;">Serie</td> <td style="width:80%;"></td> <td style="width:10%; text-align: right;">58.0</td> </tr> <tr> <td>Total</td> <td></td> <td style="text-align: right;">0.0</td> </tr> </table>	Serie		58.0	Total		0.0												
Serie		58.0																	
Total		0.0																	

<p>20 Skud</p> 	<table style="width:100%; border-collapse: collapse;"> <tr><td style="width:10%;">1:</td><td style="width:15%;">10.3</td><td style="width:10%; text-align: center;">↘</td></tr> <tr><td>2:</td><td>*10.6</td><td style="text-align: center;">↘</td></tr> <tr><td>3:</td><td>10.2</td><td style="text-align: center;">→</td></tr> <tr><td>4:</td><td>*10.5</td><td style="text-align: center;">↗</td></tr> <tr><td>5:</td><td>*10.6</td><td style="text-align: center;">→</td></tr> <tr><td>6:</td><td>10.0</td><td style="text-align: center;">→</td></tr> <tr><td>7:</td><td>*10.5</td><td style="text-align: center;">↘</td></tr> <tr><td>8:</td><td>*10.5</td><td style="text-align: center;">↘</td></tr> <tr><td>9:</td><td>9.8</td><td style="text-align: center;">↘</td></tr> <tr><td>10:</td><td>10.2</td><td style="text-align: center;">→</td></tr> </table>	1:	10.3	↘	2:	*10.6	↘	3:	10.2	→	4:	*10.5	↗	5:	*10.6	→	6:	10.0	→	7:	*10.5	↘	8:	*10.5	↘	9:	9.8	↘	10:	10.2	→
1:	10.3	↘																													
2:	*10.6	↘																													
3:	10.2	→																													
4:	*10.5	↗																													
5:	*10.6	→																													
6:	10.0	→																													
7:	*10.5	↘																													
8:	*10.5	↘																													
9:	9.8	↘																													
10:	10.2	→																													
	<table border="1" style="width:100%; border-collapse: collapse;"> <tr> <td style="width:10%;">Serie</td> <td style="width:80%;"></td> <td style="width:10%; text-align: right;">99.0</td> </tr> <tr> <td>Total</td> <td></td> <td style="text-align: right;">99.0</td> </tr> </table>	Serie		99.0	Total		99.0																								
Serie		99.0																													
Total		99.0																													

<p>20 Skud</p> 	<table style="width:100%; border-collapse: collapse;"> <tr><td style="width:10%;">11:</td><td style="width:15%;">*10.6</td><td style="width:10%; text-align: center;">↘</td></tr> <tr><td>12:</td><td>10.3</td><td style="text-align: center;">↖</td></tr> <tr><td>13:</td><td>*10.6</td><td style="text-align: center;">↗</td></tr> <tr><td>14:</td><td>10.1</td><td style="text-align: center;">←</td></tr> <tr><td>15:</td><td>9.8</td><td style="text-align: center;">↘</td></tr> <tr><td>16:</td><td>10.1</td><td style="text-align: center;">↘</td></tr> <tr><td>17:</td><td>10.4</td><td style="text-align: center;">→</td></tr> <tr><td>18:</td><td>*10.6</td><td style="text-align: center;">→</td></tr> <tr><td>19:</td><td>9.8</td><td style="text-align: center;">↘</td></tr> <tr><td>20:</td><td>10.2</td><td style="text-align: center;">→</td></tr> </table>	11:	*10.6	↘	12:	10.3	↖	13:	*10.6	↗	14:	10.1	←	15:	9.8	↘	16:	10.1	↘	17:	10.4	→	18:	*10.6	→	19:	9.8	↘	20:	10.2	→
11:	*10.6	↘																													
12:	10.3	↖																													
13:	*10.6	↗																													
14:	10.1	←																													
15:	9.8	↘																													
16:	10.1	↘																													
17:	10.4	→																													
18:	*10.6	→																													
19:	9.8	↘																													
20:	10.2	→																													
	<table border="1" style="width:100%; border-collapse: collapse;"> <tr> <td style="width:10%;">Serie</td> <td style="width:80%;"></td> <td style="width:10%; text-align: right;">98.0</td> </tr> <tr> <td>Total</td> <td></td> <td style="text-align: right;">197.0</td> </tr> </table>	Serie		98.0	Total		197.0																								
Serie		98.0																													
Total		197.0																													

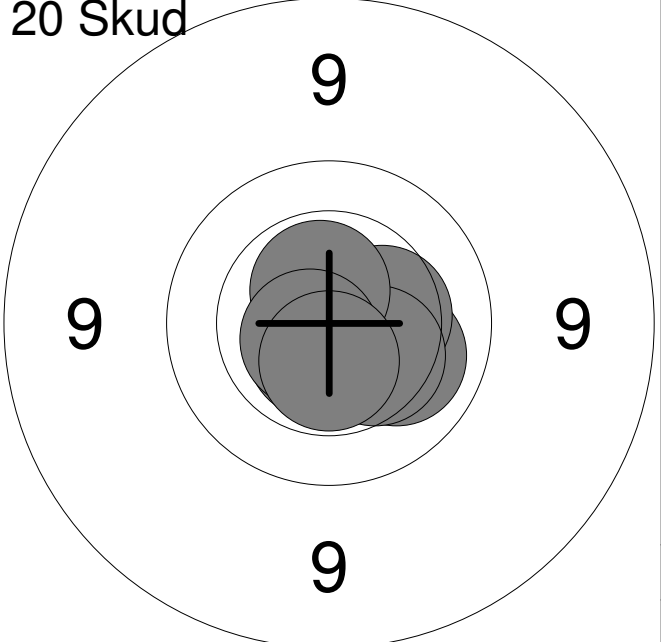


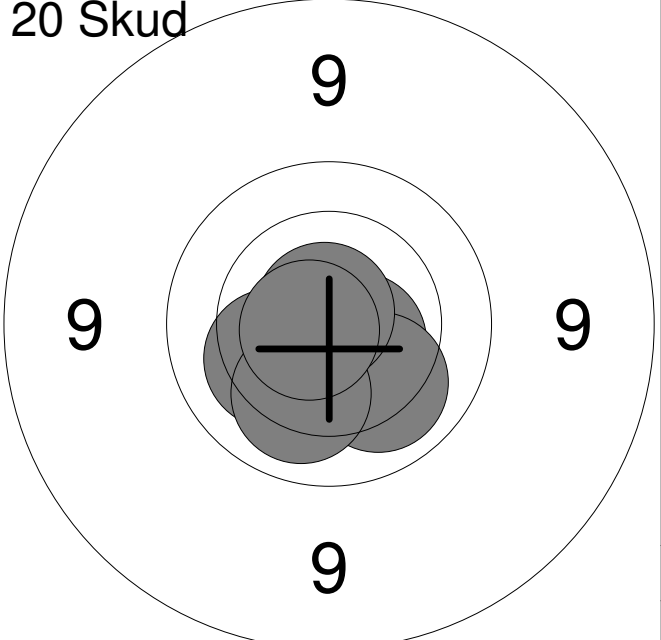
1: 8.9 ↙	6: 9.8 ↘	Serie	89.0	11: 10.4 ↘	Serie	20.0
2: 9.3 ↙	7: 9.1 →			12: *10.7 ↘		
3: 9.0 ↘	8: 9.9 →	Total	0.0		Total	0.0
4: 8.7 →	9: 9.9 ↘					
5: 9.6 →	10: *10.6 ↗					

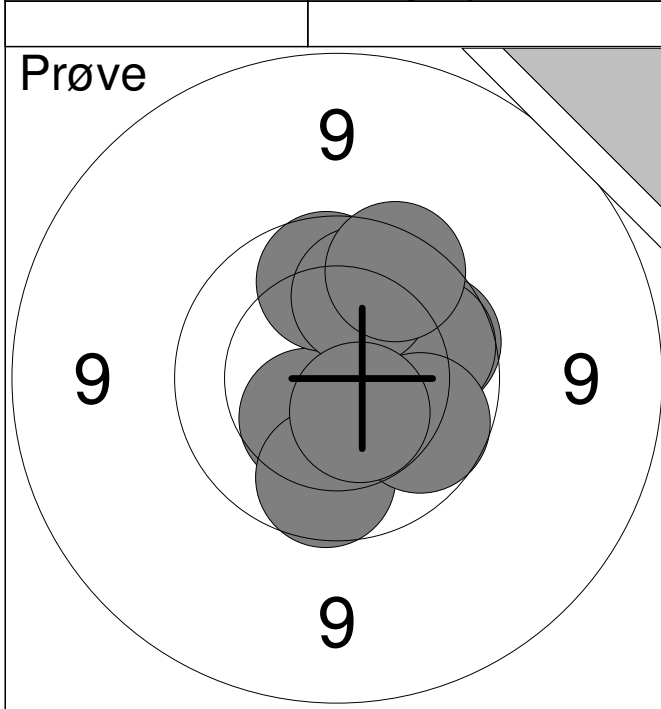


1: 10.1 ↙	6: 9.8 ↗	Serie	98.0	11: 10.1 ↗	16: 9.9 ↙	Serie	95.0
2: 9.1 ↙	7: *10.5 ↘			12: 9.7 ↗	17: 10.3 ↗		
3: 10.3 ↘	8: *10.7 ↗	Total	98.0	13: 10.3 ↙	18: 9.8 ↙	Total	193.0
4: 10.1 →	9: 10.1 ↘			14: 9.9 ↘	19: 9.7 ↘		
5: 10.3 ↘	10: *10.6 ↗			15: *10.7 ↘	20: 10.4 ↘		

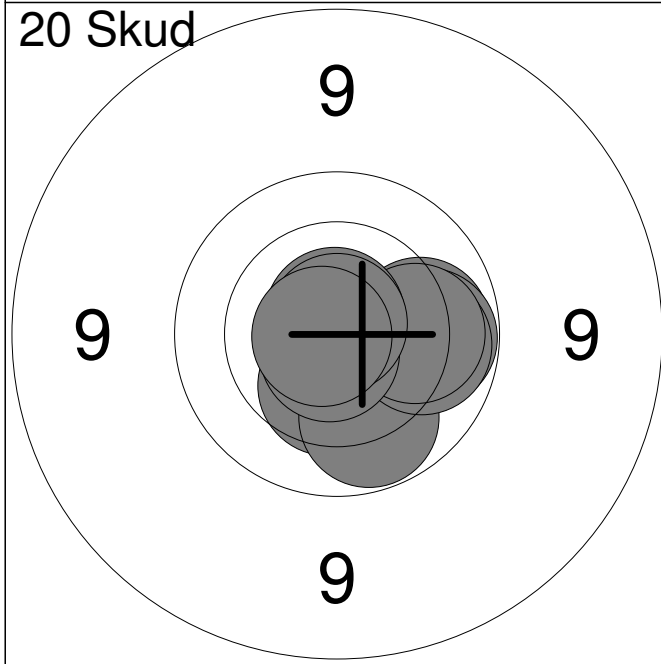
<p>Prøve</p> 	<table style="width:100%; border-collapse: collapse;"> <tr><td style="width:10%;">1:</td><td style="width:20%;">9.9</td><td style="width:10%; text-align:right;">↘</td></tr> <tr><td>2:</td><td>9.8</td><td style="text-align:right;">↘</td></tr> <tr><td>3:</td><td>10.0</td><td style="text-align:right;">↘</td></tr> <tr><td>4:</td><td>10.3</td><td style="text-align:right;">↘</td></tr> <tr><td>5:</td><td>*10.7</td><td style="text-align:right;">↙</td></tr> <tr><td>6:</td><td>10.3</td><td style="text-align:right;">→</td></tr> </table> <table border="1" style="width:100%; border-collapse: collapse; margin-top: 5px;"> <tr> <td style="width:80%;">Serie</td> <td style="width:20%; text-align:right;">58.0</td> </tr> <tr> <td>Total</td> <td style="text-align:right;">0.0</td> </tr> </table>	1:	9.9	↘	2:	9.8	↘	3:	10.0	↘	4:	10.3	↘	5:	*10.7	↙	6:	10.3	→	Serie	58.0	Total	0.0
1:	9.9	↘																					
2:	9.8	↘																					
3:	10.0	↘																					
4:	10.3	↘																					
5:	*10.7	↙																					
6:	10.3	→																					
Serie	58.0																						
Total	0.0																						

<p>20 Skud</p> 	<table style="width:100%; border-collapse: collapse;"> <tr><td style="width:10%;">1:</td><td style="width:20%;">10.3</td><td style="width:10%; text-align:right;">↘</td></tr> <tr><td>2:</td><td>*10.6</td><td style="text-align:right;">↘</td></tr> <tr><td>3:</td><td>*10.8</td><td style="text-align:right;">↘</td></tr> <tr><td>4:</td><td>*10.8</td><td style="text-align:right;">↘</td></tr> <tr><td>5:</td><td>10.1</td><td style="text-align:right;">↘</td></tr> <tr><td>6:</td><td>10.4</td><td style="text-align:right;">→</td></tr> <tr><td>7:</td><td>10.3</td><td style="text-align:right;">↘</td></tr> <tr><td>8:</td><td>*10.6</td><td style="text-align:right;">↗</td></tr> <tr><td>9:</td><td>*10.7</td><td style="text-align:right;">↙</td></tr> <tr><td>10:</td><td>*10.5</td><td style="text-align:right;">↘</td></tr> </table> <table border="1" style="width:100%; border-collapse: collapse; margin-top: 5px;"> <tr> <td style="width:80%;">Serie</td> <td style="width:20%; text-align:right;">100.0</td> </tr> <tr> <td>Total</td> <td style="text-align:right;">100.0</td> </tr> </table>	1:	10.3	↘	2:	*10.6	↘	3:	*10.8	↘	4:	*10.8	↘	5:	10.1	↘	6:	10.4	→	7:	10.3	↘	8:	*10.6	↗	9:	*10.7	↙	10:	*10.5	↘	Serie	100.0	Total	100.0
1:	10.3	↘																																	
2:	*10.6	↘																																	
3:	*10.8	↘																																	
4:	*10.8	↘																																	
5:	10.1	↘																																	
6:	10.4	→																																	
7:	10.3	↘																																	
8:	*10.6	↗																																	
9:	*10.7	↙																																	
10:	*10.5	↘																																	
Serie	100.0																																		
Total	100.0																																		

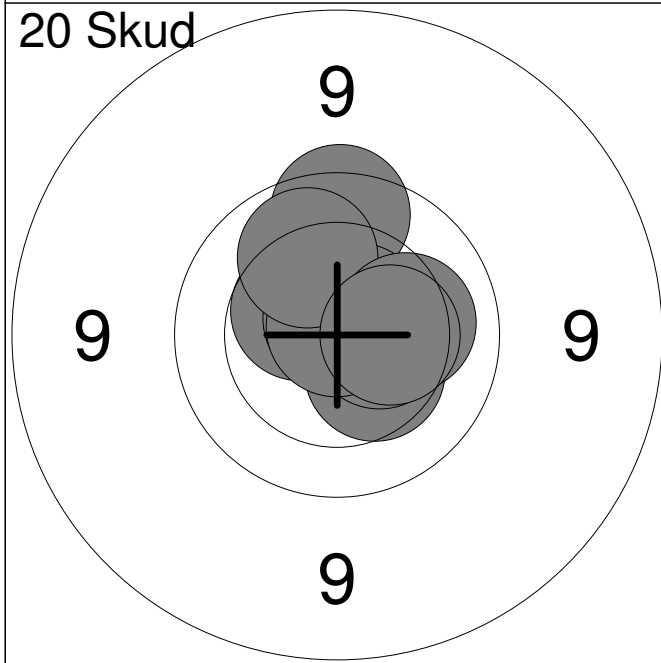
<p>20 Skud</p> 	<table style="width:100%; border-collapse: collapse;"> <tr><td style="width:10%;">11:</td><td style="width:20%;">10.4</td><td style="width:10%; text-align:right;">↘</td></tr> <tr><td>12:</td><td>10.4</td><td style="text-align:right;">↘</td></tr> <tr><td>13:</td><td>*10.7</td><td style="text-align:right;">↘</td></tr> <tr><td>14:</td><td>*10.6</td><td style="text-align:right;">↘</td></tr> <tr><td>15:</td><td>*10.6</td><td style="text-align:right;">↘</td></tr> <tr><td>16:</td><td>10.1</td><td style="text-align:right;">↘</td></tr> <tr><td>17:</td><td>*10.8</td><td style="text-align:right;">↗</td></tr> <tr><td>18:</td><td>10.2</td><td style="text-align:right;">↙</td></tr> <tr><td>19:</td><td>10.1</td><td style="text-align:right;">↘</td></tr> <tr><td>20:</td><td>*10.7</td><td style="text-align:right;">↙</td></tr> </table> <table border="1" style="width:100%; border-collapse: collapse; margin-top: 5px;"> <tr> <td style="width:80%;">Serie</td> <td style="width:20%; text-align:right;">100.0</td> </tr> <tr> <td>Total</td> <td style="text-align:right;">200.0</td> </tr> </table>	11:	10.4	↘	12:	10.4	↘	13:	*10.7	↘	14:	*10.6	↘	15:	*10.6	↘	16:	10.1	↘	17:	*10.8	↗	18:	10.2	↙	19:	10.1	↘	20:	*10.7	↙	Serie	100.0	Total	200.0
11:	10.4	↘																																	
12:	10.4	↘																																	
13:	*10.7	↘																																	
14:	*10.6	↘																																	
15:	*10.6	↘																																	
16:	10.1	↘																																	
17:	*10.8	↗																																	
18:	10.2	↙																																	
19:	10.1	↘																																	
20:	*10.7	↙																																	
Serie	100.0																																		
Total	200.0																																		



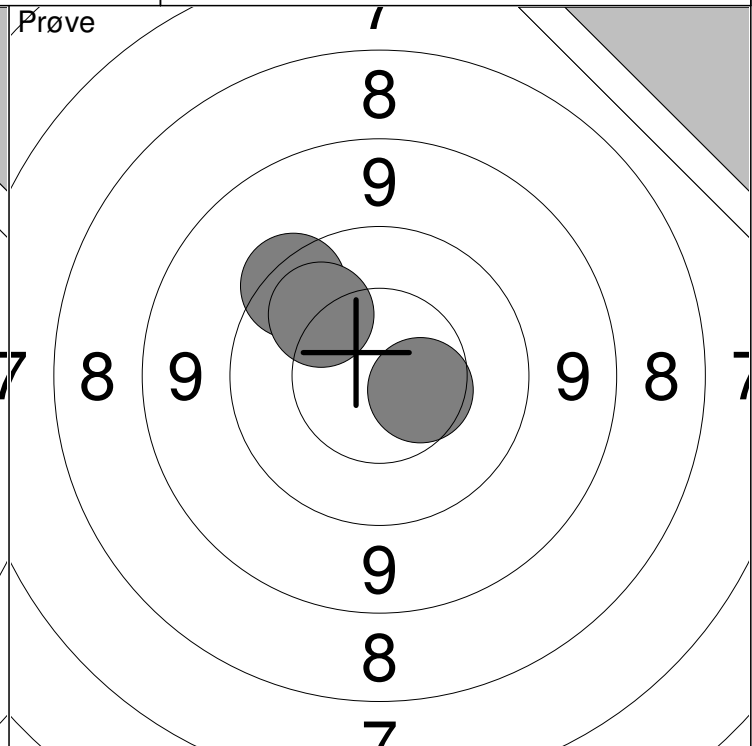
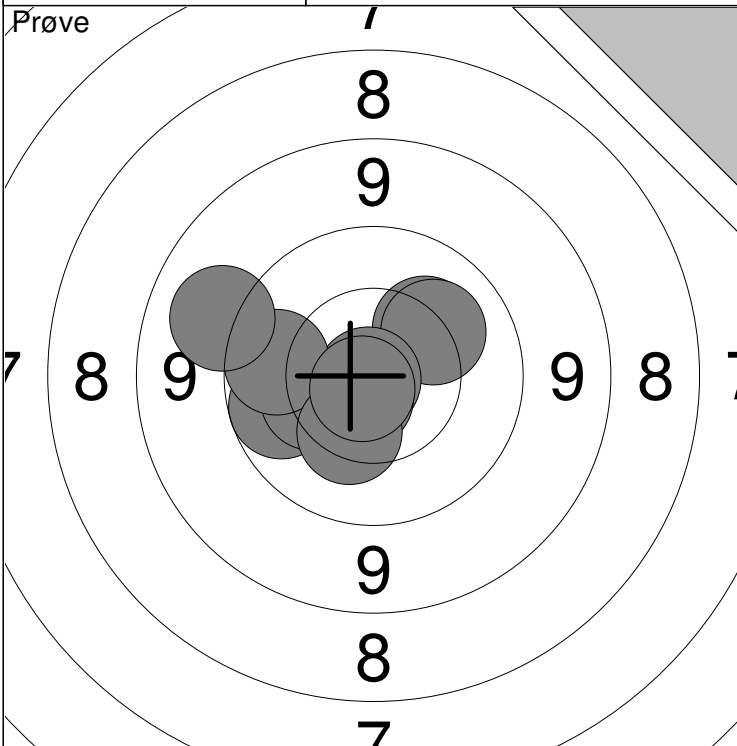
1:	10.4	↙
2:	9.9	↑
3:	9.9	→
4:	9.9	→
5:	10.0	↑
6:	9.8	↗
7:	9.9	↓
8:	9.9	↘
9:	*10.5	↘
Serie		84.0
Total		0.0



1:	10.0	→
2:	10.4	↓
3:	10.0	↓
4:	10.0	→
5:	10.0	→
6:	10.1	→
7:	*10.7	↙
8:	*10.8	↑
9:	*10.8	↑
10:	*10.8	←
Serie		100.0
Total		100.0

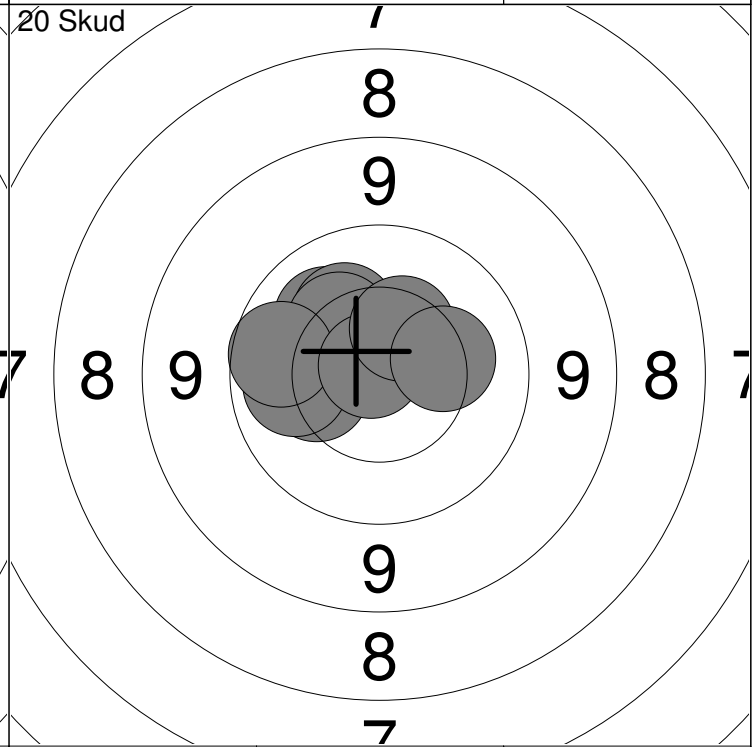
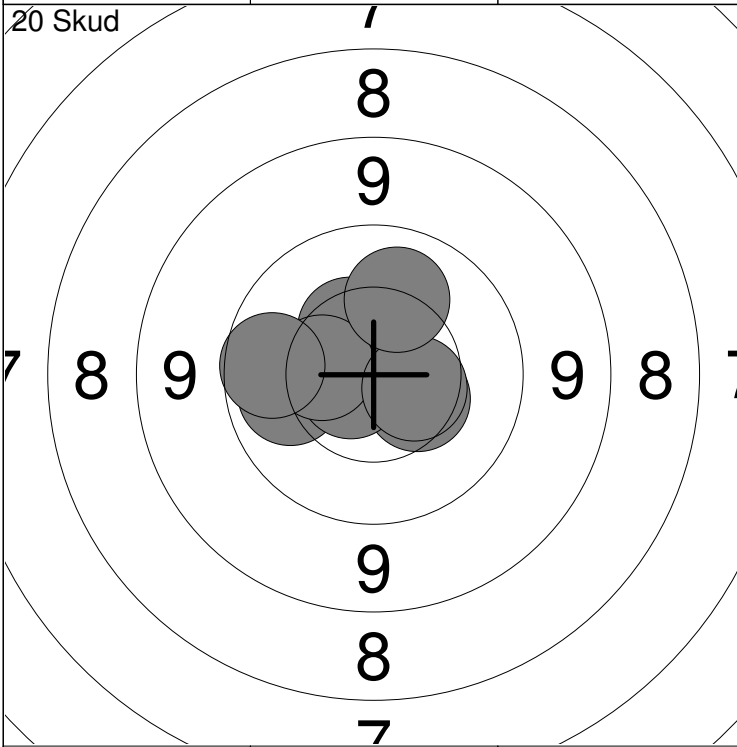


11:	10.4	↘
12:	*10.5	→
13:	9.8	↑
14:	10.5	↗
15:	*10.8	↑
16:	*10.6	↗
17:	*10.9	↑
18:	10.1	↑
19:	10.2	→
20:	10.4	→
Serie		99.0
Total		199.0



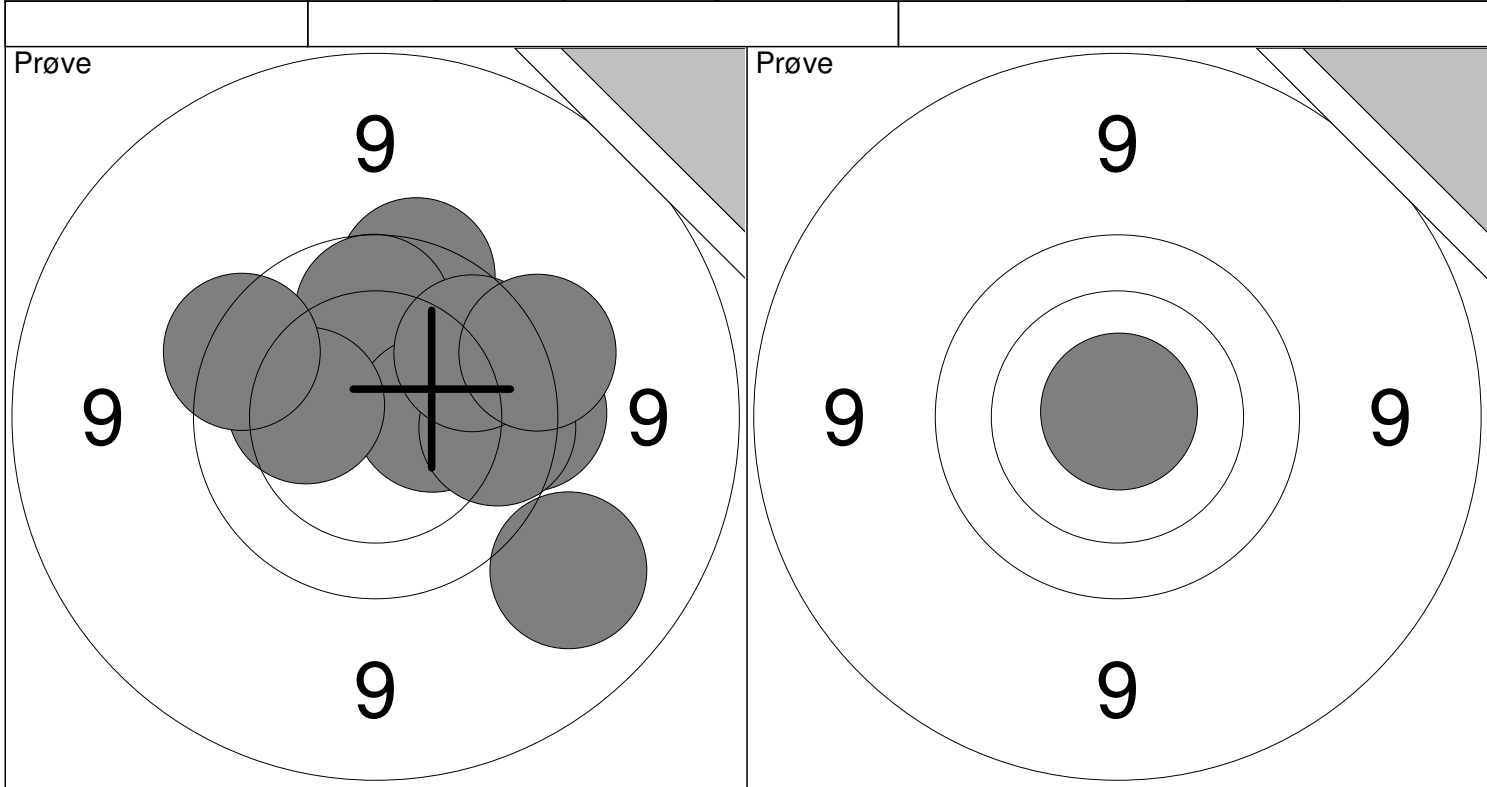
1: 9.9 ←	6: *10.7 ↓	Serie	97.0
2: 10.2 ↗	7: 9.9 ←		Total
3: 10.3 ←	8: 10.3 ↓		
4: 10.2 ↗	9: *10.8 ↓		
5: *10.9 ←	10: 9.2 ←		

11: 9.6 ↗	Serie	29.0
12: 10.5 →		Total
13: 10.1 ↗		

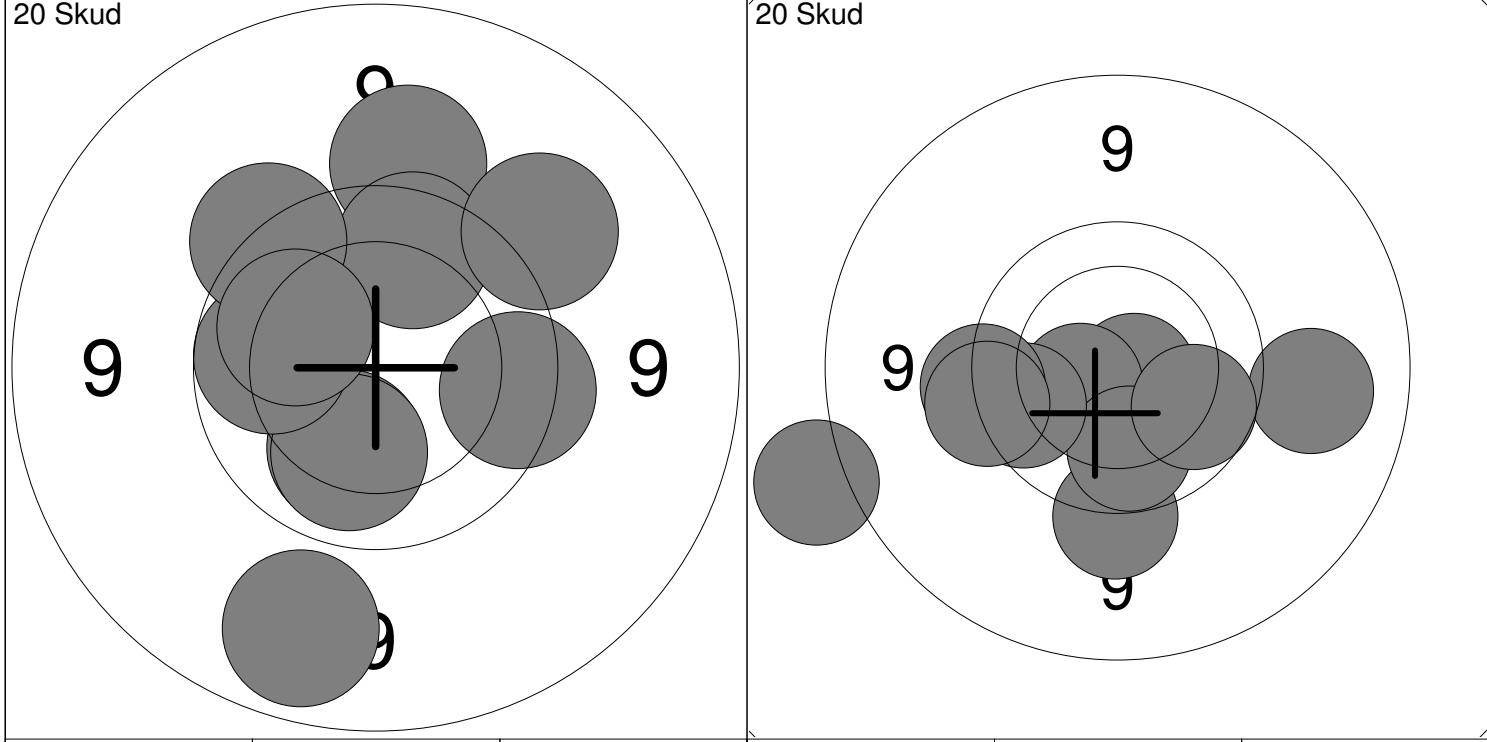


1: 10.4 →	6: 10.4 ↗	Serie	99.0
2: 10.1 ←	7: 10.4 ←		Total
3: *10.8 ←	8: 9.9 ←		
4: *10.9 ←	9: 10.5 →		
5: *10.7 ←	10: 10.1 ↗		

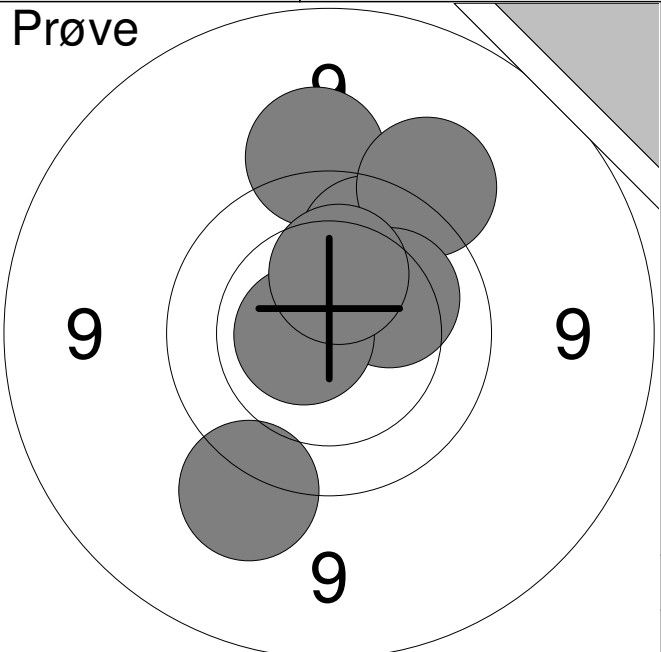
11: 10.3 ←	16: 10.3 ↗	Serie	99.0
12: 10.1 ←	17: 9.9 ←		Total
13: 10.3 ↗	18: *10.8 ↗		
14: 10.2 ↗	19: 10.4 ↗		
15: 10.2 ↗	20: 10.3 →		

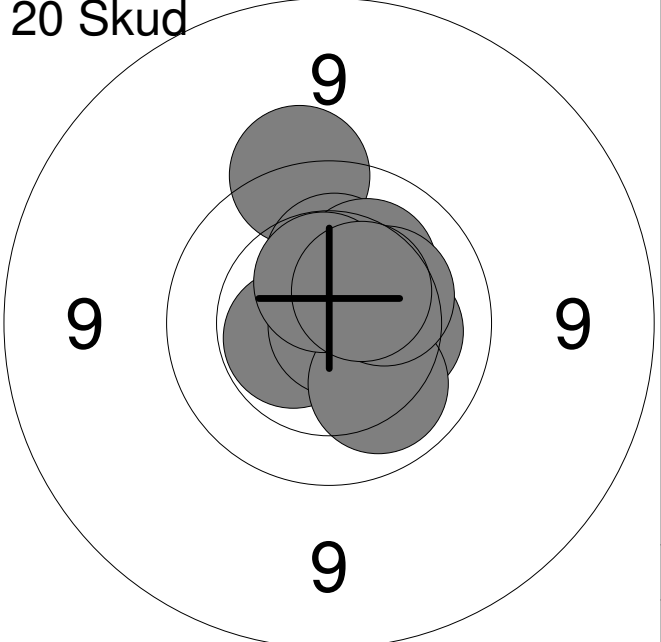


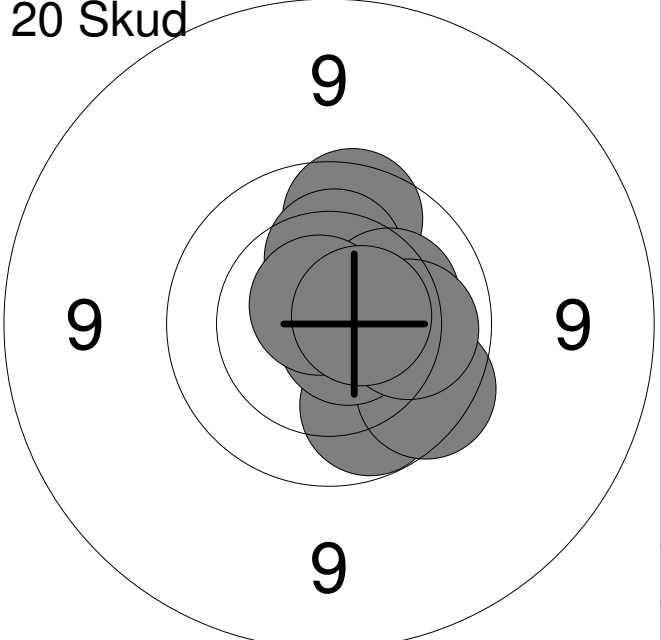
1: 9.2 ↘	6: 10.3 ←								
2: 9.7 ↑	7: 9.8 →		Serie	92.0	11: *10.9 ↗		Serie	10.0	
3: 9.7 →	8: 9.9 ↗	Total	0.0			Total	0.0		
4: 9.9 ↑	9: 9.6 ↗								
5: 10.4 →	10: 9.7 ←								

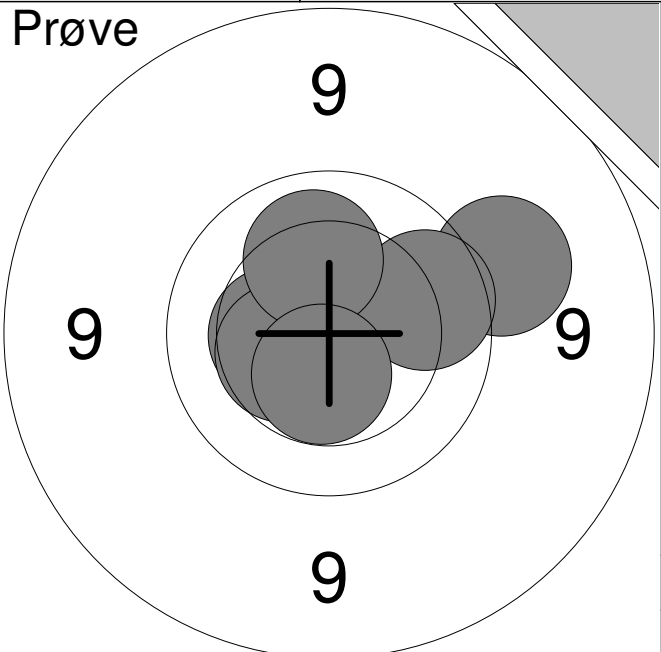


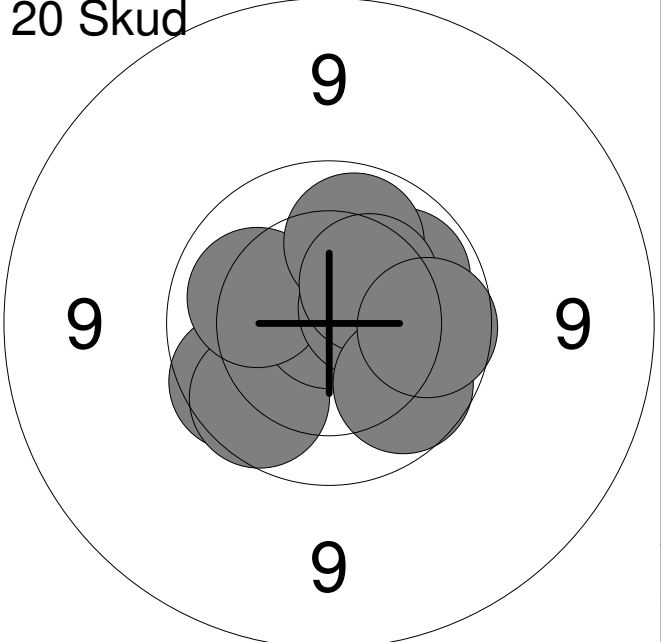
1: 10.1 ↘	6: 9.6 ↗								
2: 10.1 ↘	7: 9.3 ↗		Serie	93.0	11: *10.7 →	16: 10.0 ↓	Serie	92.0	
3: 9.9 ←	8: 9.0 ↓	Total	93.0	12: 10.5 ←	17: 9.8 ←	Total	185.0		
4: 9.4 ↑	9: 9.7 →				13: 9.2 →		18: 9.9 ↘		
5: 9.8 ↑	10: 10.1 ←			14: 8.5 ←	19: 9.6 ←				
				15: 9.5 ↓	20: 9.6 ←				

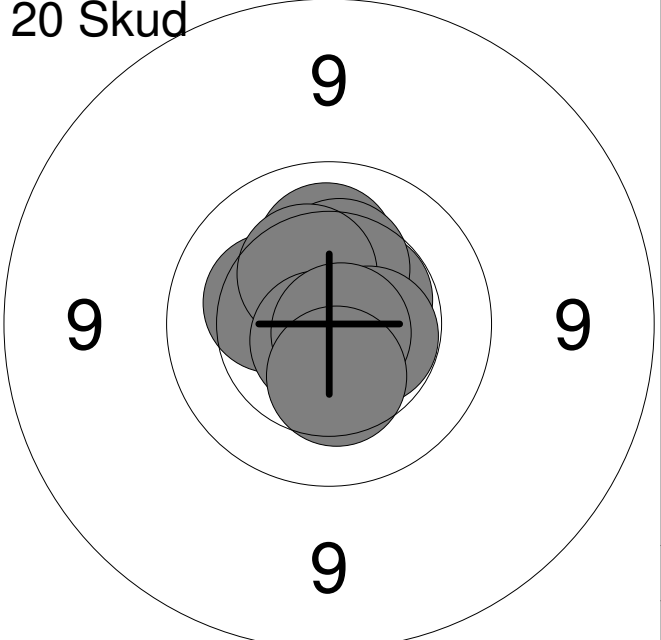
<p>Prøve</p> 	<table style="width:100%; border-collapse: collapse;"> <tr><td style="width:10%;">1:</td><td style="width:15%;">9.4</td><td style="width:10%; text-align:center;">↙</td></tr> <tr><td>2:</td><td>9.4</td><td style="text-align:center;">↑</td></tr> <tr><td>3:</td><td>9.9</td><td style="text-align:center;">↗</td></tr> <tr><td>4:</td><td>9.4</td><td style="text-align:center;">↗</td></tr> <tr><td>5:</td><td>10.2</td><td style="text-align:center;">↗</td></tr> <tr><td>6:</td><td>*10.7</td><td style="text-align:center;">←</td></tr> <tr><td>7:</td><td>10.3</td><td style="text-align:center;">↑</td></tr> </table>	1:	9.4	↙	2:	9.4	↑	3:	9.9	↗	4:	9.4	↗	5:	10.2	↗	6:	*10.7	←	7:	10.3	↑
1:	9.4	↙																				
2:	9.4	↑																				
3:	9.9	↗																				
4:	9.4	↗																				
5:	10.2	↗																				
6:	*10.7	←																				
7:	10.3	↑																				
<table style="width:100%; border-collapse: collapse;"> <tr> <td style="width:10%;">Serie</td> <td style="width:80%;"></td> <td style="width:10%; text-align:right;">66.0</td> </tr> <tr> <td>Total</td> <td></td> <td style="text-align:right;">0.0</td> </tr> </table>		Serie		66.0	Total		0.0															
Serie		66.0																				
Total		0.0																				

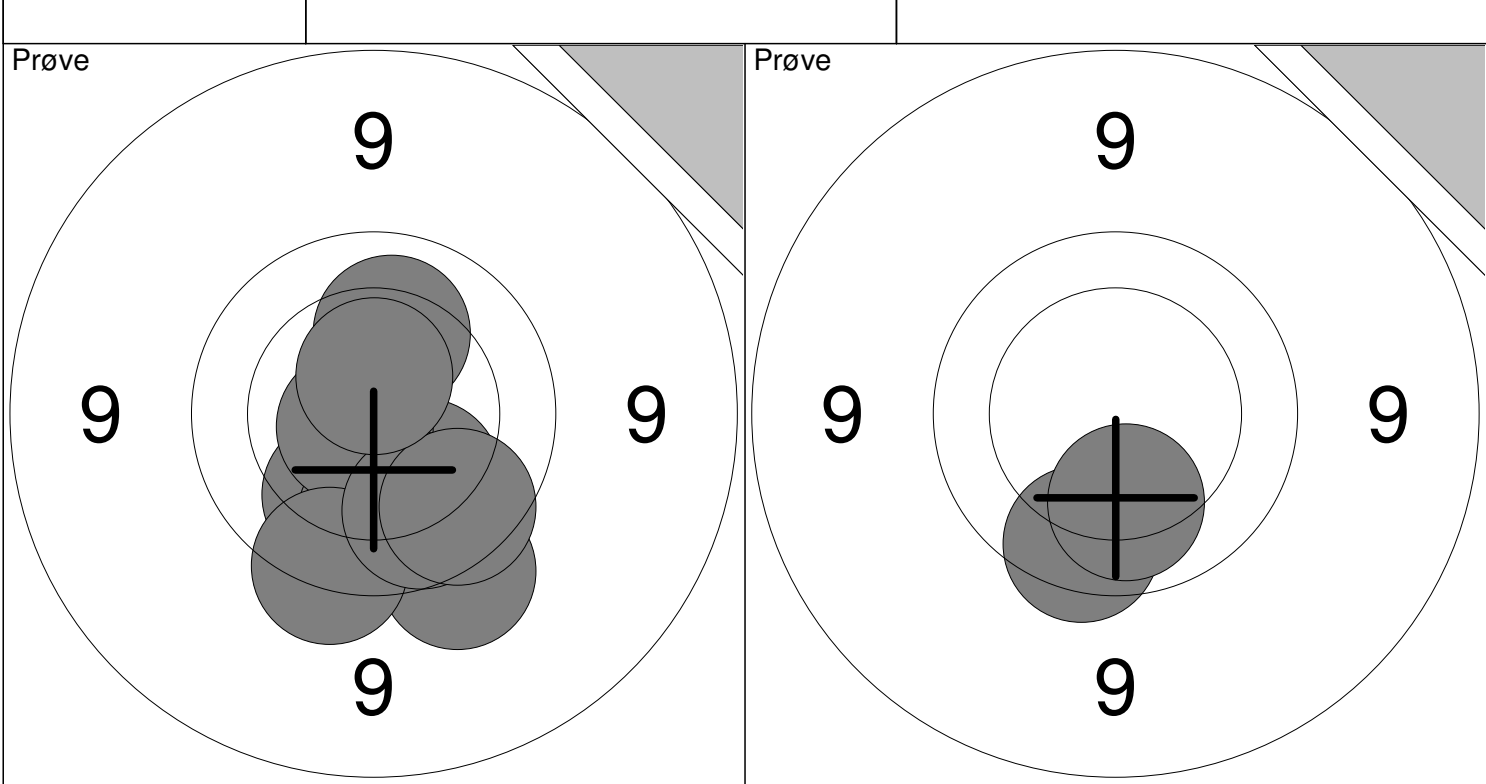
<p>20 Skud</p> 	<table style="width:100%; border-collapse: collapse;"> <tr><td style="width:10%;">1:</td><td style="width:15%;">*10.5</td><td style="width:10%; text-align:center;">←</td></tr> <tr><td>2:</td><td>10.2</td><td style="text-align:center;">→</td></tr> <tr><td>3:</td><td>*10.8</td><td style="text-align:center;">→</td></tr> <tr><td>4:</td><td>10.1</td><td style="text-align:center;">↘</td></tr> <tr><td>5:</td><td>9.6</td><td style="text-align:center;">↑</td></tr> <tr><td>6:</td><td>10.3</td><td style="text-align:center;">↑</td></tr> <tr><td>7:</td><td>10.2</td><td style="text-align:center;">↗</td></tr> <tr><td>8:</td><td>*10.5</td><td style="text-align:center;">↑</td></tr> <tr><td>9:</td><td>10.3</td><td style="text-align:center;">↗</td></tr> <tr><td>10:</td><td>10.5</td><td style="text-align:center;">↗</td></tr> </table>	1:	*10.5	←	2:	10.2	→	3:	*10.8	→	4:	10.1	↘	5:	9.6	↑	6:	10.3	↑	7:	10.2	↗	8:	*10.5	↑	9:	10.3	↗	10:	10.5	↗
1:	*10.5	←																													
2:	10.2	→																													
3:	*10.8	→																													
4:	10.1	↘																													
5:	9.6	↑																													
6:	10.3	↑																													
7:	10.2	↗																													
8:	*10.5	↑																													
9:	10.3	↗																													
10:	10.5	↗																													
<table style="width:100%; border-collapse: collapse;"> <tr> <td style="width:10%;">Serie</td> <td style="width:80%;"></td> <td style="width:10%; text-align:right;">99.0</td> </tr> <tr> <td>Total</td> <td></td> <td style="text-align:right;">99.0</td> </tr> </table>		Serie		99.0	Total		99.0																								
Serie		99.0																													
Total		99.0																													

<p>20 Skud</p> 	<table style="width:100%; border-collapse: collapse;"> <tr><td style="width:10%;">11:</td><td style="width:15%;">9.9</td><td style="width:10%; text-align:center;">↑</td></tr> <tr><td>12:</td><td>*10.8</td><td style="text-align:center;">↑</td></tr> <tr><td>13:</td><td>10.2</td><td style="text-align:center;">↑</td></tr> <tr><td>14:</td><td>10.2</td><td style="text-align:center;">↗</td></tr> <tr><td>15:</td><td>10.0</td><td style="text-align:center;">↘</td></tr> <tr><td>16:</td><td>9.8</td><td style="text-align:center;">↘</td></tr> <tr><td>17:</td><td>*10.7</td><td style="text-align:center;">↘</td></tr> <tr><td>18:</td><td>10.1</td><td style="text-align:center;">→</td></tr> <tr><td>19:</td><td>*10.7</td><td style="text-align:center;">↗</td></tr> <tr><td>20:</td><td>*10.6</td><td style="text-align:center;">→</td></tr> </table>	11:	9.9	↑	12:	*10.8	↑	13:	10.2	↑	14:	10.2	↗	15:	10.0	↘	16:	9.8	↘	17:	*10.7	↘	18:	10.1	→	19:	*10.7	↗	20:	*10.6	→
11:	9.9	↑																													
12:	*10.8	↑																													
13:	10.2	↑																													
14:	10.2	↗																													
15:	10.0	↘																													
16:	9.8	↘																													
17:	*10.7	↘																													
18:	10.1	→																													
19:	*10.7	↗																													
20:	*10.6	→																													
<table style="width:100%; border-collapse: collapse;"> <tr> <td style="width:10%;">Serie</td> <td style="width:80%;"></td> <td style="width:10%; text-align:right;">98.0</td> </tr> <tr> <td>Total</td> <td></td> <td style="text-align:right;">197.0</td> </tr> </table>		Serie		98.0	Total		197.0																								
Serie		98.0																													
Total		197.0																													

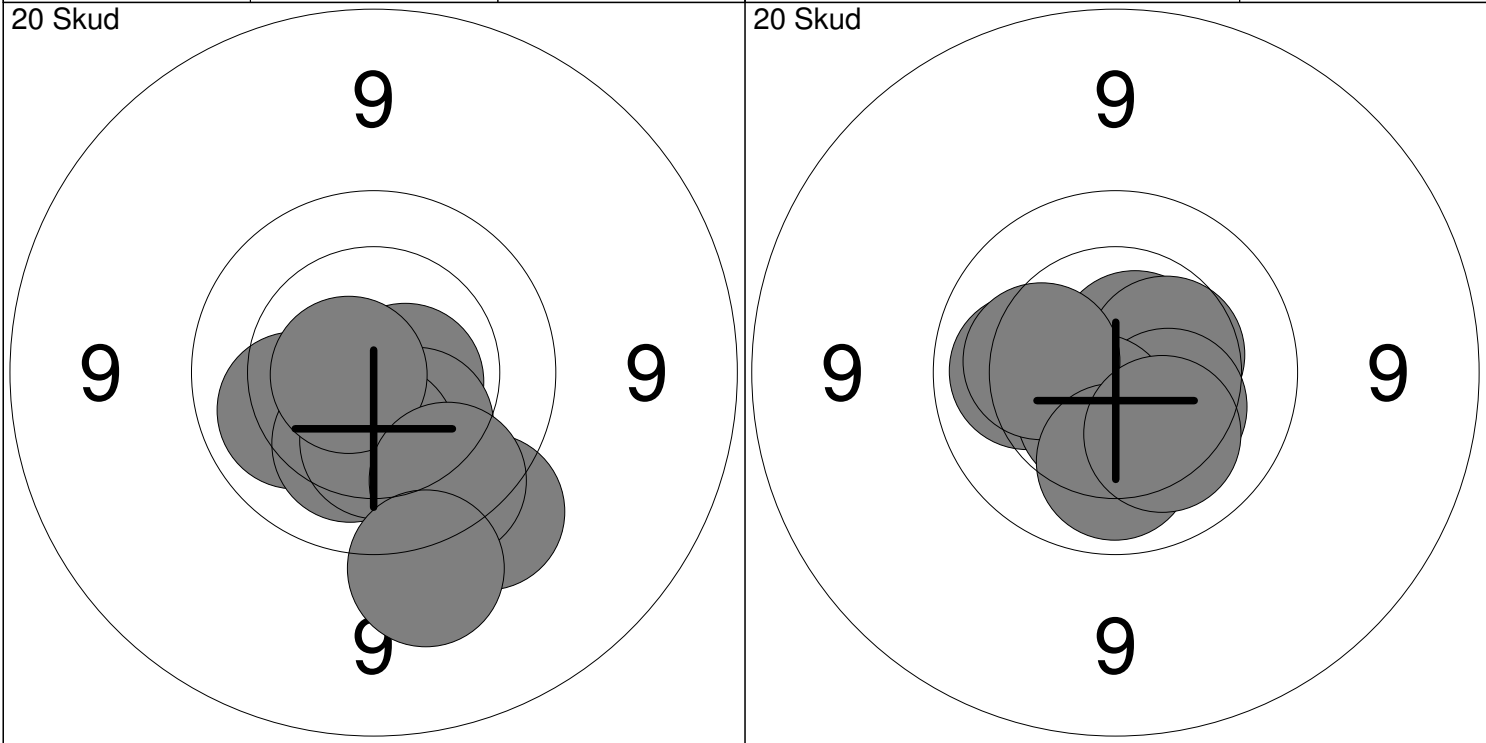
<p>Prøve</p> 	<table style="width:100%; border-collapse: collapse;"> <tr><td>1:</td><td>9.4</td><td>→</td></tr> <tr><td>2:</td><td>10.4</td><td>←</td></tr> <tr><td>3:</td><td>10.3</td><td>↑</td></tr> <tr><td>4:</td><td>9.9</td><td>→</td></tr> <tr><td>5:</td><td>10.4</td><td>←</td></tr> <tr><td>6:</td><td>10.1</td><td>↑</td></tr> <tr><td>7:</td><td>*10.5</td><td>↓</td></tr> </table>	1:	9.4	→	2:	10.4	←	3:	10.3	↑	4:	9.9	→	5:	10.4	←	6:	10.1	↑	7:	*10.5	↓
1:	9.4	→																				
2:	10.4	←																				
3:	10.3	↑																				
4:	9.9	→																				
5:	10.4	←																				
6:	10.1	↑																				
7:	*10.5	↓																				
	<table style="width:100%; border-collapse: collapse;"> <tr> <td style="width:80%;">Serie</td> <td style="text-align: right;">68.0</td> </tr> <tr> <td>Total</td> <td style="text-align: right;">0.0</td> </tr> </table>	Serie	68.0	Total	0.0																	
Serie	68.0																					
Total	0.0																					

<p>20 Skud</p> 	<table style="width:100%; border-collapse: collapse;"> <tr><td>1:</td><td>9.9</td><td>↙</td></tr> <tr><td>2:</td><td>9.9</td><td>↙</td></tr> <tr><td>3:</td><td>*10.9</td><td>↑</td></tr> <tr><td>4:</td><td>10.0</td><td>↗</td></tr> <tr><td>5:</td><td>10.1</td><td>←</td></tr> <tr><td>6:</td><td>*10.5</td><td>→</td></tr> <tr><td>7:</td><td>10.0</td><td>↑</td></tr> <tr><td>8:</td><td>10.3</td><td>↗</td></tr> <tr><td>9:</td><td>9.9</td><td>↘</td></tr> <tr><td>10:</td><td>9.9</td><td>→</td></tr> </table>	1:	9.9	↙	2:	9.9	↙	3:	*10.9	↑	4:	10.0	↗	5:	10.1	←	6:	*10.5	→	7:	10.0	↑	8:	10.3	↗	9:	9.9	↘	10:	9.9	→
1:	9.9	↙																													
2:	9.9	↙																													
3:	*10.9	↑																													
4:	10.0	↗																													
5:	10.1	←																													
6:	*10.5	→																													
7:	10.0	↑																													
8:	10.3	↗																													
9:	9.9	↘																													
10:	9.9	→																													
	<table style="width:100%; border-collapse: collapse;"> <tr> <td style="width:80%;">Serie</td> <td style="text-align: right;">96.0</td> </tr> <tr> <td>Total</td> <td style="text-align: right;">96.0</td> </tr> </table>	Serie	96.0	Total	96.0																										
Serie	96.0																														
Total	96.0																														

<p>20 Skud</p> 	<table style="width:100%; border-collapse: collapse;"> <tr><td>11:</td><td>*10.5</td><td>↖</td></tr> <tr><td>12:</td><td>*10.5</td><td>↗</td></tr> <tr><td>13:</td><td>10.2</td><td>↑</td></tr> <tr><td>14:</td><td>10.3</td><td>↑</td></tr> <tr><td>15:</td><td>10.3</td><td>↖</td></tr> <tr><td>16:</td><td>10.4</td><td>↑</td></tr> <tr><td>17:</td><td>*10.7</td><td>↙</td></tr> <tr><td>18:</td><td>*10.5</td><td>→</td></tr> <tr><td>19:</td><td>*10.8</td><td>↘</td></tr> <tr><td>20:</td><td>10.4</td><td>↓</td></tr> </table>	11:	*10.5	↖	12:	*10.5	↗	13:	10.2	↑	14:	10.3	↑	15:	10.3	↖	16:	10.4	↑	17:	*10.7	↙	18:	*10.5	→	19:	*10.8	↘	20:	10.4	↓
11:	*10.5	↖																													
12:	*10.5	↗																													
13:	10.2	↑																													
14:	10.3	↑																													
15:	10.3	↖																													
16:	10.4	↑																													
17:	*10.7	↙																													
18:	*10.5	→																													
19:	*10.8	↘																													
20:	10.4	↓																													
	<table style="width:100%; border-collapse: collapse;"> <tr> <td style="width:80%;">Serie</td> <td style="text-align: right;">100.0</td> </tr> <tr> <td>Total</td> <td style="text-align: right;">196.0</td> </tr> </table>	Serie	100.0	Total	196.0																										
Serie	100.0																														
Total	196.0																														



1: 10.2 ↓	6: 9.6 ↓	Serie	96.0	11: 9.8 ↓	Serie	19.0
2: 10.1 ↓	7: 9.9 ↓			12: 10.1 ↓		
3: 10.0 ↓	8: 9.8 ↓	Total	0.0			
4: 9.5 ↓	9: 10.2 ↑					
5: *10.7 ←	10: *10.6 ↑					



1: 9.5 ↓	6: 10.2 ↓	Serie	97.0	11: *10.7 ↗	16: 10.3 ↓	Serie	100.0	
2: *10.6 →	7: 10.3 ↓			12: 10.4 →	17: *10.5 ↓			
3: 10.1 ←	8: *10.7 ←	Total	97.0	13: 10.3 ↓	18: 10.2 ←			
4: 10.5 ↓	9: 9.8 ↓			14: 10.3 ↓	19: 10.1 ↓			
5: 10.3 ↓	10: 9.4 ↓				15: 10.1 ←	20: 10.2 ↓		

<p>Prøve</p>	<table style="width:100%; border-collapse: collapse;"> <tr><td style="width:10%;">1:</td><td style="width:40%;">10.4</td><td style="width:50%; text-align:right;">↓</td></tr> <tr><td>2:</td><td>10.4</td><td style="text-align:right;">↓</td></tr> <tr><td>3:</td><td>10.1</td><td style="text-align:right;">↑</td></tr> <tr><td>4:</td><td>*10.6</td><td style="text-align:right;">↓</td></tr> <tr><td>5:</td><td>*10.8</td><td style="text-align:right;">→</td></tr> <tr><td>6:</td><td>10.1</td><td style="text-align:right;">←</td></tr> </table>	1:	10.4	↓	2:	10.4	↓	3:	10.1	↑	4:	*10.6	↓	5:	*10.8	→	6:	10.1	←
1:	10.4	↓																	
2:	10.4	↓																	
3:	10.1	↑																	
4:	*10.6	↓																	
5:	*10.8	→																	
6:	10.1	←																	
<table style="width:100%; border-collapse: collapse;"> <tr> <td style="width:45%;">Serie</td> <td style="width:55%; text-align:right;">60.0</td> </tr> <tr> <td>Total</td> <td style="text-align:right;">0.0</td> </tr> </table>		Serie	60.0	Total	0.0														
Serie	60.0																		
Total	0.0																		

<p>20 Skud</p>	<table style="width:100%; border-collapse: collapse;"> <tr><td style="width:10%;">1:</td><td style="width:40%;">10.4</td><td style="width:50%; text-align:right;">↑</td></tr> <tr><td>2:</td><td>*10.7</td><td style="text-align:right;">↑</td></tr> <tr><td>3:</td><td>10.2</td><td style="text-align:right;">↑</td></tr> <tr><td>4:</td><td>10.1</td><td style="text-align:right;">→</td></tr> <tr><td>5:</td><td>10.4</td><td style="text-align:right;">↓</td></tr> <tr><td>6:</td><td>10.5</td><td style="text-align:right;">←</td></tr> <tr><td>7:</td><td>10.4</td><td style="text-align:right;">↓</td></tr> <tr><td>8:</td><td>10.1</td><td style="text-align:right;">↓</td></tr> <tr><td>9:</td><td>10.5</td><td style="text-align:right;">↗</td></tr> <tr><td>10:</td><td>10.2</td><td style="text-align:right;">↙</td></tr> </table>	1:	10.4	↑	2:	*10.7	↑	3:	10.2	↑	4:	10.1	→	5:	10.4	↓	6:	10.5	←	7:	10.4	↓	8:	10.1	↓	9:	10.5	↗	10:	10.2	↙
1:	10.4	↑																													
2:	*10.7	↑																													
3:	10.2	↑																													
4:	10.1	→																													
5:	10.4	↓																													
6:	10.5	←																													
7:	10.4	↓																													
8:	10.1	↓																													
9:	10.5	↗																													
10:	10.2	↙																													
<table style="width:100%; border-collapse: collapse;"> <tr> <td style="width:45%;">Serie</td> <td style="width:55%; text-align:right;">100.0</td> </tr> <tr> <td>Total</td> <td style="text-align:right;">100.0</td> </tr> </table>		Serie	100.0	Total	100.0																										
Serie	100.0																														
Total	100.0																														

<p>20 Skud</p>	<table style="width:100%; border-collapse: collapse;"> <tr><td style="width:10%;">11:</td><td style="width:40%;">*10.6</td><td style="width:50%; text-align:right;">←</td></tr> <tr><td>12:</td><td>*10.7</td><td style="text-align:right;">↑</td></tr> <tr><td>13:</td><td>*10.7</td><td style="text-align:right;">←</td></tr> <tr><td>14:</td><td>10.5</td><td style="text-align:right;">←</td></tr> <tr><td>15:</td><td>10.4</td><td style="text-align:right;">↓</td></tr> <tr><td>16:</td><td>10.4</td><td style="text-align:right;">↓</td></tr> <tr><td>17:</td><td>9.8</td><td style="text-align:right;">↙</td></tr> <tr><td>18:</td><td>10.3</td><td style="text-align:right;">↙</td></tr> <tr><td>19:</td><td>10.3</td><td style="text-align:right;">↙</td></tr> <tr><td>20:</td><td>*10.8</td><td style="text-align:right;">↓</td></tr> </table>	11:	*10.6	←	12:	*10.7	↑	13:	*10.7	←	14:	10.5	←	15:	10.4	↓	16:	10.4	↓	17:	9.8	↙	18:	10.3	↙	19:	10.3	↙	20:	*10.8	↓
11:	*10.6	←																													
12:	*10.7	↑																													
13:	*10.7	←																													
14:	10.5	←																													
15:	10.4	↓																													
16:	10.4	↓																													
17:	9.8	↙																													
18:	10.3	↙																													
19:	10.3	↙																													
20:	*10.8	↓																													
<table style="width:100%; border-collapse: collapse;"> <tr> <td style="width:45%;">Serie</td> <td style="width:55%; text-align:right;">99.0</td> </tr> <tr> <td>Total</td> <td style="text-align:right;">199.0</td> </tr> </table>		Serie	99.0	Total	199.0																										
Serie	99.0																														
Total	199.0																														

<p>Prøve</p>	<table style="width:100%; border-collapse: collapse;"> <tr><td style="text-align: right;">1:</td><td style="text-align: right;">10.4</td><td style="text-align: right;">↗</td></tr> <tr><td style="text-align: right;">2:</td><td style="text-align: right;">10.5</td><td style="text-align: right;">↗</td></tr> <tr><td style="text-align: right;">3:</td><td style="text-align: right;">10.5</td><td style="text-align: right;">↗</td></tr> <tr><td style="text-align: right;">4:</td><td style="text-align: right;">*10.8</td><td style="text-align: right;">↗</td></tr> </table> <hr/> <table style="width:100%; border-collapse: collapse;"> <tr> <td style="width:80%;">Serie</td> <td style="text-align: right;">40.0</td> </tr> <tr> <td>Total</td> <td style="text-align: right;">0.0</td> </tr> </table>	1:	10.4	↗	2:	10.5	↗	3:	10.5	↗	4:	*10.8	↗	Serie	40.0	Total	0.0
1:	10.4	↗															
2:	10.5	↗															
3:	10.5	↗															
4:	*10.8	↗															
Serie	40.0																
Total	0.0																

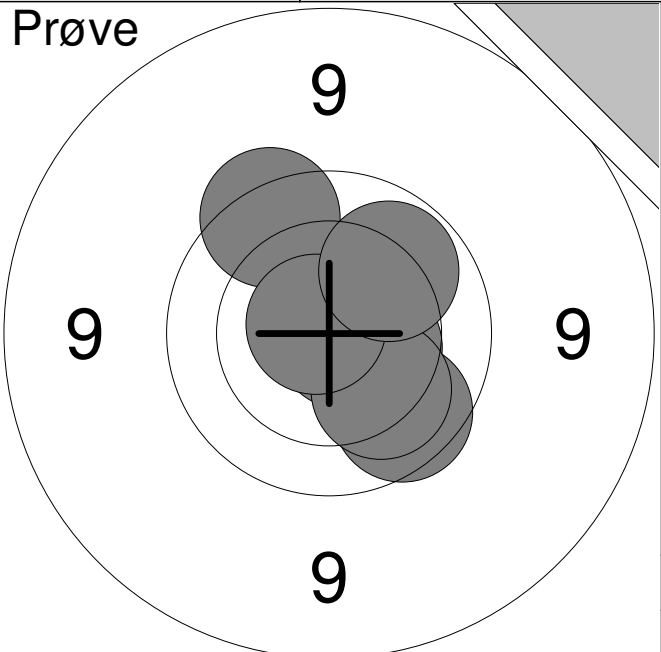
<p>20 Skud</p>	<table style="width:100%; border-collapse: collapse;"> <tr><td style="text-align: right;">1:</td><td style="text-align: right;">10.2</td><td style="text-align: right;">↖</td></tr> <tr><td style="text-align: right;">2:</td><td style="text-align: right;">10.3</td><td style="text-align: right;">↗</td></tr> <tr><td style="text-align: right;">3:</td><td style="text-align: right;">*10.6</td><td style="text-align: right;">↗</td></tr> <tr><td style="text-align: right;">4:</td><td style="text-align: right;">*10.7</td><td style="text-align: right;">↗</td></tr> <tr><td style="text-align: right;">5:</td><td style="text-align: right;">9.9</td><td style="text-align: right;">↗</td></tr> <tr><td style="text-align: right;">6:</td><td style="text-align: right;">10.2</td><td style="text-align: right;">↗</td></tr> <tr><td style="text-align: right;">7:</td><td style="text-align: right;">10.0</td><td style="text-align: right;">↖</td></tr> <tr><td style="text-align: right;">8:</td><td style="text-align: right;">*10.6</td><td style="text-align: right;">↖</td></tr> <tr><td style="text-align: right;">9:</td><td style="text-align: right;">*10.6</td><td style="text-align: right;">↗</td></tr> <tr><td style="text-align: right;">10:</td><td style="text-align: right;">*10.7</td><td style="text-align: right;">↗</td></tr> </table> <hr/> <table style="width:100%; border-collapse: collapse;"> <tr> <td style="width:80%;">Serie</td> <td style="text-align: right;">99.0</td> </tr> <tr> <td>Total</td> <td style="text-align: right;">99.0</td> </tr> </table>	1:	10.2	↖	2:	10.3	↗	3:	*10.6	↗	4:	*10.7	↗	5:	9.9	↗	6:	10.2	↗	7:	10.0	↖	8:	*10.6	↖	9:	*10.6	↗	10:	*10.7	↗	Serie	99.0	Total	99.0
1:	10.2	↖																																	
2:	10.3	↗																																	
3:	*10.6	↗																																	
4:	*10.7	↗																																	
5:	9.9	↗																																	
6:	10.2	↗																																	
7:	10.0	↖																																	
8:	*10.6	↖																																	
9:	*10.6	↗																																	
10:	*10.7	↗																																	
Serie	99.0																																		
Total	99.0																																		

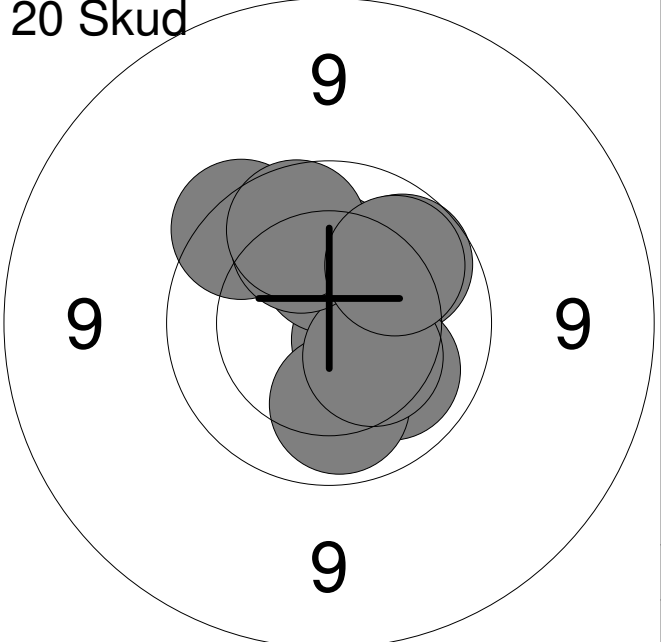
<p>20 Skud</p>	<table style="width:100%; border-collapse: collapse;"> <tr><td style="text-align: right;">11:</td><td style="text-align: right;">10.0</td><td style="text-align: right;">↗</td></tr> <tr><td style="text-align: right;">12:</td><td style="text-align: right;">*10.5</td><td style="text-align: right;">↖</td></tr> <tr><td style="text-align: right;">13:</td><td style="text-align: right;">10.1</td><td style="text-align: right;">→</td></tr> <tr><td style="text-align: right;">14:</td><td style="text-align: right;">9.9</td><td style="text-align: right;">↗</td></tr> <tr><td style="text-align: right;">15:</td><td style="text-align: right;">*10.8</td><td style="text-align: right;">↖</td></tr> <tr><td style="text-align: right;">16:</td><td style="text-align: right;">10.0</td><td style="text-align: right;">↘</td></tr> <tr><td style="text-align: right;">17:</td><td style="text-align: right;">10.0</td><td style="text-align: right;">→</td></tr> <tr><td style="text-align: right;">18:</td><td style="text-align: right;">10.4</td><td style="text-align: right;">↗</td></tr> <tr><td style="text-align: right;">19:</td><td style="text-align: right;">10.0</td><td style="text-align: right;">↗</td></tr> <tr><td style="text-align: right;">20:</td><td style="text-align: right;">9.8</td><td style="text-align: right;">↗</td></tr> </table> <hr/> <table style="width:100%; border-collapse: collapse;"> <tr> <td style="width:80%;">Serie</td> <td style="text-align: right;">98.0</td> </tr> <tr> <td>Total</td> <td style="text-align: right;">197.0</td> </tr> </table>	11:	10.0	↗	12:	*10.5	↖	13:	10.1	→	14:	9.9	↗	15:	*10.8	↖	16:	10.0	↘	17:	10.0	→	18:	10.4	↗	19:	10.0	↗	20:	9.8	↗	Serie	98.0	Total	197.0
11:	10.0	↗																																	
12:	*10.5	↖																																	
13:	10.1	→																																	
14:	9.9	↗																																	
15:	*10.8	↖																																	
16:	10.0	↘																																	
17:	10.0	→																																	
18:	10.4	↗																																	
19:	10.0	↗																																	
20:	9.8	↗																																	
Serie	98.0																																		
Total	197.0																																		

<p>Prøve</p>	<table style="width:100%; border-collapse: collapse;"> <tr><td style="width:10%;">1:</td><td style="width:15%;">10.5</td><td style="width:10%; text-align: right;">↙</td></tr> <tr><td>2:</td><td>*10.7</td><td style="text-align: right;">←</td></tr> <tr><td>3:</td><td>10.4</td><td style="text-align: right;">↙</td></tr> <tr><td>4:</td><td>9.9</td><td style="text-align: right;">→</td></tr> <tr><td>5:</td><td>*10.5</td><td style="text-align: right;">↘</td></tr> </table> <table border="1" style="width:100%; border-collapse: collapse; margin-top: 5px;"> <tr> <td style="width:80%;">Serie</td> <td style="text-align: right;">49.0</td> </tr> <tr> <td>Total</td> <td style="text-align: right;">0.0</td> </tr> </table>	1:	10.5	↙	2:	*10.7	←	3:	10.4	↙	4:	9.9	→	5:	*10.5	↘	Serie	49.0	Total	0.0
1:	10.5	↙																		
2:	*10.7	←																		
3:	10.4	↙																		
4:	9.9	→																		
5:	*10.5	↘																		
Serie	49.0																			
Total	0.0																			

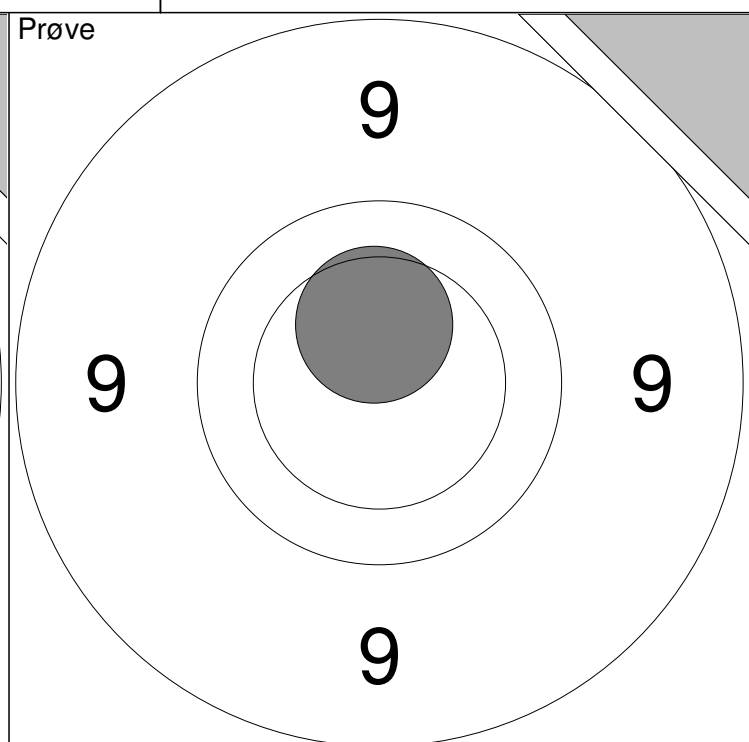
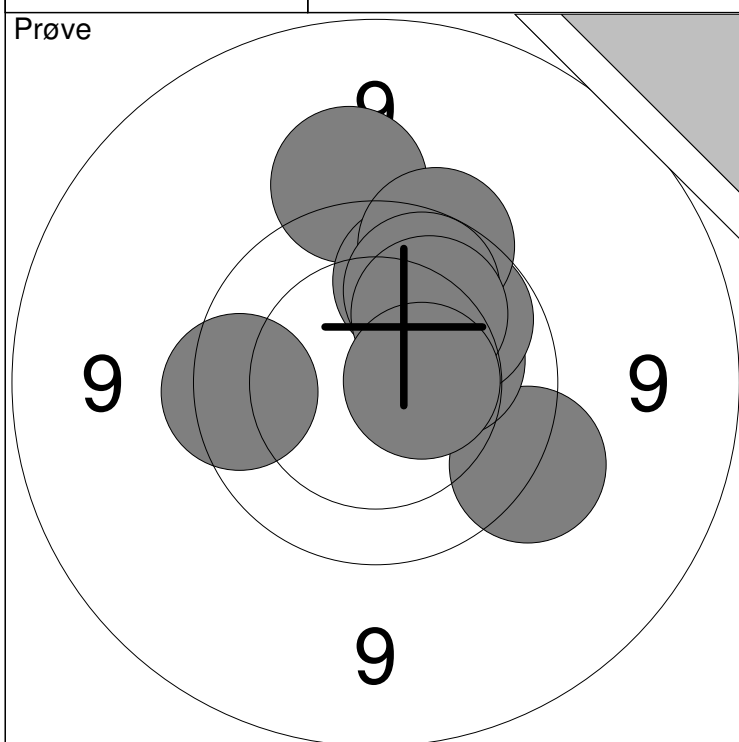
<p>20 Skud</p>	<table style="width:100%; border-collapse: collapse;"> <tr><td style="width:10%;">1:</td><td style="width:15%;">10.3</td><td style="width:10%; text-align: right;">→</td></tr> <tr><td>2:</td><td>*10.6</td><td style="text-align: right;">→</td></tr> <tr><td>3:</td><td>10.1</td><td style="text-align: right;">→</td></tr> <tr><td>4:</td><td>10.3</td><td style="text-align: right;">↙</td></tr> <tr><td>5:</td><td>10.1</td><td style="text-align: right;">↙</td></tr> <tr><td>6:</td><td>10.3</td><td style="text-align: right;">↙</td></tr> <tr><td>7:</td><td>*10.6</td><td style="text-align: right;">↘</td></tr> <tr><td>8:</td><td>10.3</td><td style="text-align: right;">↙</td></tr> <tr><td>9:</td><td>10.4</td><td style="text-align: right;">↗</td></tr> <tr><td>10:</td><td>*10.8</td><td style="text-align: right;">↗</td></tr> </table> <table border="1" style="width:100%; border-collapse: collapse; margin-top: 5px;"> <tr> <td style="width:80%;">Serie</td> <td style="text-align: right;">100.0</td> </tr> <tr> <td>Total</td> <td style="text-align: right;">100.0</td> </tr> </table>	1:	10.3	→	2:	*10.6	→	3:	10.1	→	4:	10.3	↙	5:	10.1	↙	6:	10.3	↙	7:	*10.6	↘	8:	10.3	↙	9:	10.4	↗	10:	*10.8	↗	Serie	100.0	Total	100.0
1:	10.3	→																																	
2:	*10.6	→																																	
3:	10.1	→																																	
4:	10.3	↙																																	
5:	10.1	↙																																	
6:	10.3	↙																																	
7:	*10.6	↘																																	
8:	10.3	↙																																	
9:	10.4	↗																																	
10:	*10.8	↗																																	
Serie	100.0																																		
Total	100.0																																		

<p>20 Skud</p>	<table style="width:100%; border-collapse: collapse;"> <tr><td style="width:10%;">11:</td><td style="width:15%;">10.4</td><td style="width:10%; text-align: right;">→</td></tr> <tr><td>12:</td><td>*10.5</td><td style="text-align: right;">↙</td></tr> <tr><td>13:</td><td>*10.5</td><td style="text-align: right;">↙</td></tr> <tr><td>14:</td><td>10.2</td><td style="text-align: right;">↗</td></tr> <tr><td>15:</td><td>9.9</td><td style="text-align: right;">↗</td></tr> <tr><td>16:</td><td>10.5</td><td style="text-align: right;">←</td></tr> <tr><td>17:</td><td>10.3</td><td style="text-align: right;">↙</td></tr> <tr><td>18:</td><td>10.4</td><td style="text-align: right;">↙</td></tr> <tr><td>19:</td><td>*10.7</td><td style="text-align: right;">↗</td></tr> <tr><td>20:</td><td>9.6</td><td style="text-align: right;">←</td></tr> </table> <table border="1" style="width:100%; border-collapse: collapse; margin-top: 5px;"> <tr> <td style="width:80%;">Serie</td> <td style="text-align: right;">98.0</td> </tr> <tr> <td>Total</td> <td style="text-align: right;">198.0</td> </tr> </table>	11:	10.4	→	12:	*10.5	↙	13:	*10.5	↙	14:	10.2	↗	15:	9.9	↗	16:	10.5	←	17:	10.3	↙	18:	10.4	↙	19:	*10.7	↗	20:	9.6	←	Serie	98.0	Total	198.0
11:	10.4	→																																	
12:	*10.5	↙																																	
13:	*10.5	↙																																	
14:	10.2	↗																																	
15:	9.9	↗																																	
16:	10.5	←																																	
17:	10.3	↙																																	
18:	10.4	↙																																	
19:	*10.7	↗																																	
20:	9.6	←																																	
Serie	98.0																																		
Total	198.0																																		

<p>Prøve</p> 	<table style="width:100%; border-collapse: collapse;"> <tr><td style="width:10%;">1:</td><td style="width:15%;">9.7</td><td style="width:10%; text-align: center;">↗</td></tr> <tr><td>2:</td><td>10.5</td><td style="text-align: center;">↘</td></tr> <tr><td>3:</td><td>*10.8</td><td style="text-align: center;">↘</td></tr> <tr><td>4:</td><td>9.9</td><td style="text-align: center;">↘</td></tr> <tr><td>5:</td><td>10.1</td><td style="text-align: center;">↘</td></tr> <tr><td>6:</td><td>*10.8</td><td style="text-align: center;">↗</td></tr> <tr><td>7:</td><td>10.0</td><td style="text-align: center;">↗</td></tr> </table>	1:	9.7	↗	2:	10.5	↘	3:	*10.8	↘	4:	9.9	↘	5:	10.1	↘	6:	*10.8	↗	7:	10.0	↗
1:	9.7	↗																				
2:	10.5	↘																				
3:	*10.8	↘																				
4:	9.9	↘																				
5:	10.1	↘																				
6:	*10.8	↗																				
7:	10.0	↗																				
<table style="width:100%; border-collapse: collapse;"> <tr> <td style="width:90%;">Serie</td> <td style="width:10%; text-align: right;">68.0</td> </tr> <tr> <td>Total</td> <td style="text-align: right;">0.0</td> </tr> </table>		Serie	68.0	Total	0.0																	
Serie	68.0																					
Total	0.0																					

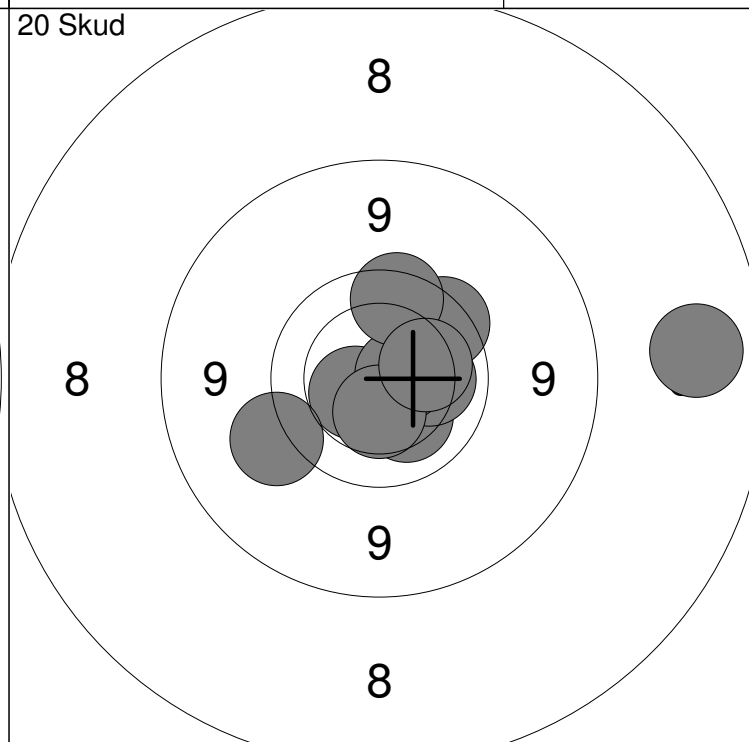
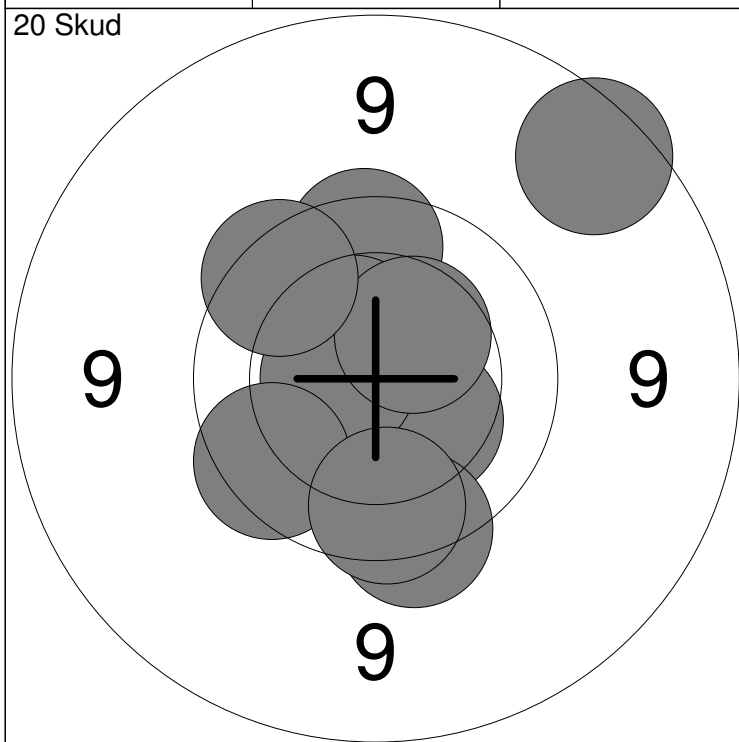
<p>20 Skud</p> 	<table style="width:100%; border-collapse: collapse;"> <tr><td style="width:10%;">1:</td><td style="width:15%;">*10.6</td><td style="width:10%; text-align: center;">↘</td></tr> <tr><td>2:</td><td>9.9</td><td style="text-align: center;">↗</td></tr> <tr><td>3:</td><td>9.7</td><td style="text-align: center;">↗</td></tr> <tr><td>4:</td><td>10.3</td><td style="text-align: center;">↗</td></tr> <tr><td>5:</td><td>10.1</td><td style="text-align: center;">↘</td></tr> <tr><td>6:</td><td>10.1</td><td style="text-align: center;">↘</td></tr> <tr><td>7:</td><td>10.4</td><td style="text-align: center;">↘</td></tr> <tr><td>8:</td><td>10.0</td><td style="text-align: center;">↗</td></tr> <tr><td>9:</td><td>9.9</td><td style="text-align: center;">↗</td></tr> <tr><td>10:</td><td>10.0</td><td style="text-align: center;">↗</td></tr> </table>	1:	*10.6	↘	2:	9.9	↗	3:	9.7	↗	4:	10.3	↗	5:	10.1	↘	6:	10.1	↘	7:	10.4	↘	8:	10.0	↗	9:	9.9	↗	10:	10.0	↗
1:	*10.6	↘																													
2:	9.9	↗																													
3:	9.7	↗																													
4:	10.3	↗																													
5:	10.1	↘																													
6:	10.1	↘																													
7:	10.4	↘																													
8:	10.0	↗																													
9:	9.9	↗																													
10:	10.0	↗																													
<table style="width:100%; border-collapse: collapse;"> <tr> <td style="width:90%;">Serie</td> <td style="width:10%; text-align: right;">97.0</td> </tr> <tr> <td>Total</td> <td style="text-align: right;">97.0</td> </tr> </table>		Serie	97.0	Total	97.0																										
Serie	97.0																														
Total	97.0																														

<p>20 Skud</p> 	<table style="width:100%; border-collapse: collapse;"> <tr><td style="width:10%;">11:</td><td style="width:15%;">9.9</td><td style="width:10%; text-align: center;">↗</td></tr> <tr><td>12:</td><td>*10.5</td><td style="text-align: center;">↗</td></tr> <tr><td>13:</td><td>10.4</td><td style="text-align: center;">↗</td></tr> <tr><td>14:</td><td>*10.9</td><td style="text-align: center;">↘</td></tr> <tr><td>15:</td><td>9.8</td><td style="text-align: center;">↗</td></tr> <tr><td>16:</td><td>9.7</td><td style="text-align: center;">↘</td></tr> <tr><td>17:</td><td>*10.6</td><td style="text-align: center;">↘</td></tr> <tr><td>18:</td><td>*10.6</td><td style="text-align: center;">↗</td></tr> <tr><td>19:</td><td>10.5</td><td style="text-align: center;">↘</td></tr> <tr><td>20:</td><td>10.3</td><td style="text-align: center;">↗</td></tr> </table>	11:	9.9	↗	12:	*10.5	↗	13:	10.4	↗	14:	*10.9	↘	15:	9.8	↗	16:	9.7	↘	17:	*10.6	↘	18:	*10.6	↗	19:	10.5	↘	20:	10.3	↗
11:	9.9	↗																													
12:	*10.5	↗																													
13:	10.4	↗																													
14:	*10.9	↘																													
15:	9.8	↗																													
16:	9.7	↘																													
17:	*10.6	↘																													
18:	*10.6	↗																													
19:	10.5	↘																													
20:	10.3	↗																													
<table style="width:100%; border-collapse: collapse;"> <tr> <td style="width:90%;">Serie</td> <td style="width:10%; text-align: right;">97.0</td> </tr> <tr> <td>Total</td> <td style="text-align: right;">194.0</td> </tr> </table>		Serie	97.0	Total	194.0																										
Serie	97.0																														
Total	194.0																														



1: 9.4	↑	6: 9.7	↗	Serie	95.0
2: 9.6	↘	7: 10.0	↗		
3: 9.9	↑	8: 10.1	↗	Total	0.0
4: 10.2	→	9: *10.5	→		
5: 10.0	↗	10: 9.8	←		

11: 10.4	↑	Serie	10.0
		Total	0.0



1: 9.8	↑	6: 10.4	↗	Serie	93.0
2: 10.3	↘	7: 9.8	↙		
3: 10.4	↗	8: 9.8	↗	Total	93.0
4: *10.6	←	9: 9.7	↘		
5: 8.9	↗	10: 9.8	↘		

11: 10.2	↘	16: 9.7	↗	Serie	95.0
12: 10.1	→	17: 9.8	↑		
13: *10.5	↙	18: 10.4	↘	Total	188.0
14: *10.6	→	19: 9.4	↙		
15: 8.1	→	20: 10.2	→		

<p>Prøve</p>	<table style="width:100%; border-collapse: collapse;"> <tr><td style="width:10%;">1:</td><td style="width:15%;">10.4</td><td style="width:10%; text-align: right;">←</td></tr> <tr><td>2:</td><td>10.3</td><td style="text-align: right;">↙</td></tr> <tr><td>3:</td><td>*10.7</td><td style="text-align: right;">↘</td></tr> <tr><td>4:</td><td>*10.8</td><td style="text-align: right;">↑</td></tr> </table>	1:	10.4	←	2:	10.3	↙	3:	*10.7	↘	4:	*10.8	↑
1:	10.4	←											
2:	10.3	↙											
3:	*10.7	↘											
4:	*10.8	↑											
<table style="width:100%; border-collapse: collapse;"> <tr> <td style="width:80%;">Serie</td> <td style="text-align: right;">40.0</td> </tr> <tr> <td>Total</td> <td style="text-align: right;">0.0</td> </tr> </table>		Serie	40.0	Total	0.0								
Serie	40.0												
Total	0.0												

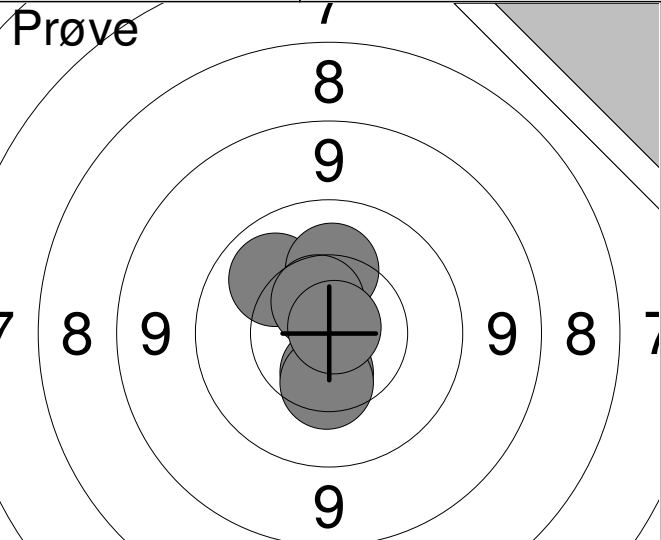
<p>20 Skud</p>	<table style="width:100%; border-collapse: collapse;"> <tr><td style="width:10%;">1:</td><td style="width:15%;">*10.6</td><td style="width:10%; text-align: right;">↗</td></tr> <tr><td>2:</td><td>10.3</td><td style="text-align: right;">→</td></tr> <tr><td>3:</td><td>10.4</td><td style="text-align: right;">↓</td></tr> <tr><td>4:</td><td>10.4</td><td style="text-align: right;">↘</td></tr> <tr><td>5:</td><td>*10.5</td><td style="text-align: right;">↓</td></tr> <tr><td>6:</td><td>*10.6</td><td style="text-align: right;">↙</td></tr> <tr><td>7:</td><td>10.4</td><td style="text-align: right;">←</td></tr> <tr><td>8:</td><td>*10.7</td><td style="text-align: right;">↗</td></tr> <tr><td>9:</td><td>10.5</td><td style="text-align: right;">↑</td></tr> <tr><td>10:</td><td>10.2</td><td style="text-align: right;">↓</td></tr> </table>	1:	*10.6	↗	2:	10.3	→	3:	10.4	↓	4:	10.4	↘	5:	*10.5	↓	6:	*10.6	↙	7:	10.4	←	8:	*10.7	↗	9:	10.5	↑	10:	10.2	↓
1:	*10.6	↗																													
2:	10.3	→																													
3:	10.4	↓																													
4:	10.4	↘																													
5:	*10.5	↓																													
6:	*10.6	↙																													
7:	10.4	←																													
8:	*10.7	↗																													
9:	10.5	↑																													
10:	10.2	↓																													
<table style="width:100%; border-collapse: collapse;"> <tr> <td style="width:80%;">Serie</td> <td style="text-align: right;">100.0</td> </tr> <tr> <td>Total</td> <td style="text-align: right;">100.0</td> </tr> </table>		Serie	100.0	Total	100.0																										
Serie	100.0																														
Total	100.0																														

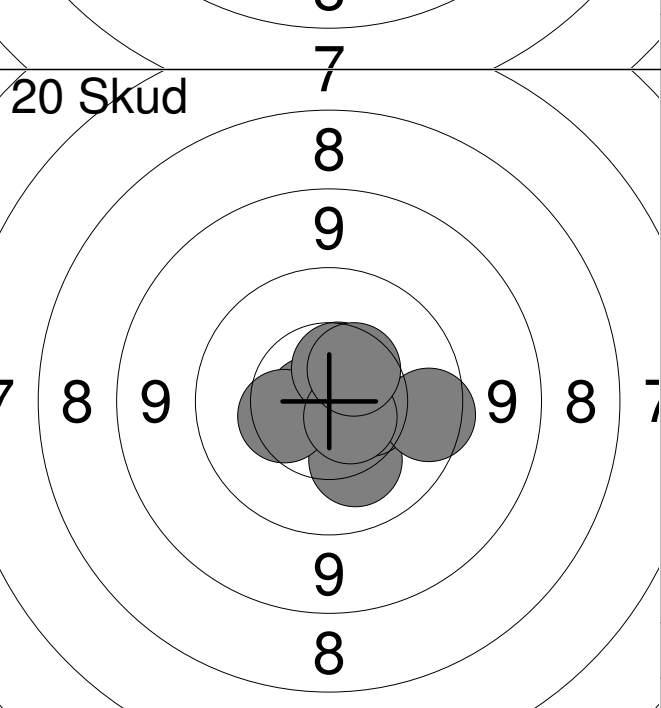
<p>20 Skud</p>	<table style="width:100%; border-collapse: collapse;"> <tr><td style="width:10%;">11:</td><td style="width:15%;">*10.8</td><td style="width:10%; text-align: right;">↗</td></tr> <tr><td>12:</td><td>10.2</td><td style="text-align: right;">↖</td></tr> <tr><td>13:</td><td>10.4</td><td style="text-align: right;">←</td></tr> <tr><td>14:</td><td>*10.8</td><td style="text-align: right;">↗</td></tr> <tr><td>15:</td><td>*10.8</td><td style="text-align: right;">↗</td></tr> <tr><td>16:</td><td>*10.7</td><td style="text-align: right;">↗</td></tr> <tr><td>17:</td><td>9.9</td><td style="text-align: right;">↘</td></tr> <tr><td>18:</td><td>*10.6</td><td style="text-align: right;">↗</td></tr> <tr><td>19:</td><td>10.3</td><td style="text-align: right;">↘</td></tr> <tr><td>20:</td><td>10.1</td><td style="text-align: right;">↗</td></tr> </table>	11:	*10.8	↗	12:	10.2	↖	13:	10.4	←	14:	*10.8	↗	15:	*10.8	↗	16:	*10.7	↗	17:	9.9	↘	18:	*10.6	↗	19:	10.3	↘	20:	10.1	↗
11:	*10.8	↗																													
12:	10.2	↖																													
13:	10.4	←																													
14:	*10.8	↗																													
15:	*10.8	↗																													
16:	*10.7	↗																													
17:	9.9	↘																													
18:	*10.6	↗																													
19:	10.3	↘																													
20:	10.1	↗																													
<table style="width:100%; border-collapse: collapse;"> <tr> <td style="width:80%;">Serie</td> <td style="text-align: right;">99.0</td> </tr> <tr> <td>Total</td> <td style="text-align: right;">199.0</td> </tr> </table>		Serie	99.0	Total	199.0																										
Serie	99.0																														
Total	199.0																														

<p>Prøve</p>	<table style="width:100%; border-collapse: collapse;"> <tr><td style="width:10%;">1:</td><td style="width:40%;">10.3</td><td style="width:50%; text-align: right;">↗</td></tr> <tr><td>2:</td><td>9.9</td><td style="text-align: right;">←</td></tr> <tr><td>3:</td><td>10.0</td><td style="text-align: right;">↘</td></tr> <tr><td>4:</td><td>*10.6</td><td style="text-align: right;">↘</td></tr> <tr><td>5:</td><td>*10.7</td><td style="text-align: right;">←</td></tr> </table> <table border="1" style="width:100%; border-collapse: collapse; margin-top: 5px;"> <tr> <td style="width:80%;">Serie</td> <td style="text-align: right;">49.0</td> </tr> <tr> <td>Total</td> <td style="text-align: right;">0.0</td> </tr> </table>	1:	10.3	↗	2:	9.9	←	3:	10.0	↘	4:	*10.6	↘	5:	*10.7	←	Serie	49.0	Total	0.0
1:	10.3	↗																		
2:	9.9	←																		
3:	10.0	↘																		
4:	*10.6	↘																		
5:	*10.7	←																		
Serie	49.0																			
Total	0.0																			

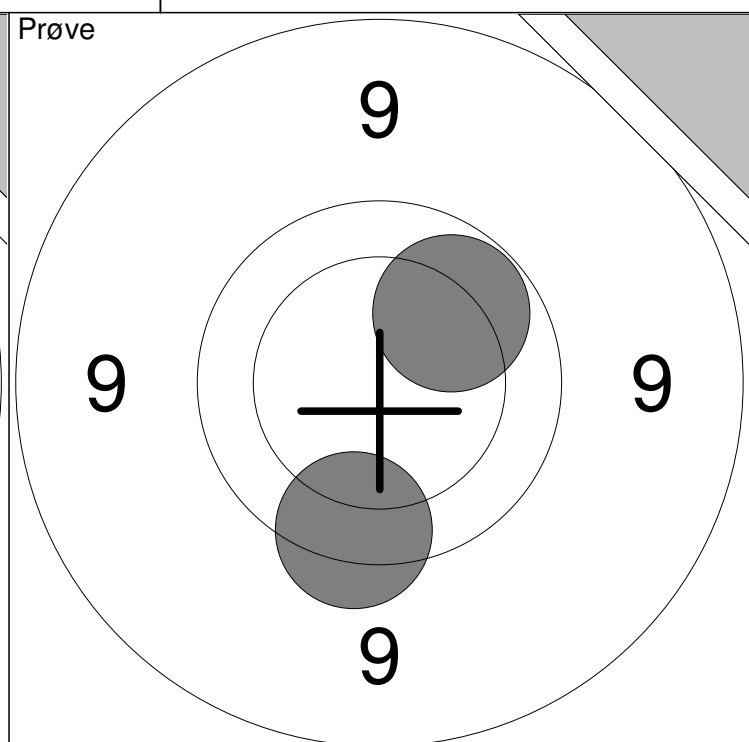
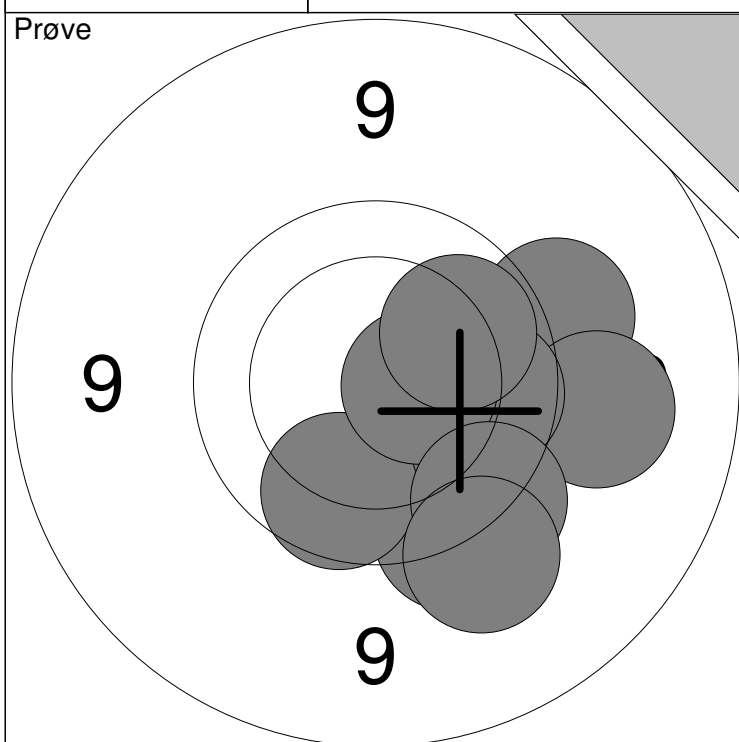
<p>20 Skud</p>	<table style="width:100%; border-collapse: collapse;"> <tr><td style="width:10%;">1:</td><td style="width:40%;">*10.7</td><td style="width:50%; text-align: right;">↓</td></tr> <tr><td>2:</td><td>10.2</td><td style="text-align: right;">↙</td></tr> <tr><td>3:</td><td>*10.5</td><td style="text-align: right;">↗</td></tr> <tr><td>4:</td><td>10.4</td><td style="text-align: right;">↗</td></tr> <tr><td>5:</td><td>10.4</td><td style="text-align: right;">↓</td></tr> <tr><td>6:</td><td>*10.8</td><td style="text-align: right;">↗</td></tr> <tr><td>7:</td><td>*10.8</td><td style="text-align: right;">↓</td></tr> <tr><td>8:</td><td>10.4</td><td style="text-align: right;">↗</td></tr> <tr><td>9:</td><td>*10.8</td><td style="text-align: right;">↗</td></tr> <tr><td>10:</td><td>*10.8</td><td style="text-align: right;">↑</td></tr> </table> <table border="1" style="width:100%; border-collapse: collapse; margin-top: 5px;"> <tr> <td style="width:80%;">Serie</td> <td style="text-align: right;">100.0</td> </tr> <tr> <td>Total</td> <td style="text-align: right;">100.0</td> </tr> </table>	1:	*10.7	↓	2:	10.2	↙	3:	*10.5	↗	4:	10.4	↗	5:	10.4	↓	6:	*10.8	↗	7:	*10.8	↓	8:	10.4	↗	9:	*10.8	↗	10:	*10.8	↑	Serie	100.0	Total	100.0
1:	*10.7	↓																																	
2:	10.2	↙																																	
3:	*10.5	↗																																	
4:	10.4	↗																																	
5:	10.4	↓																																	
6:	*10.8	↗																																	
7:	*10.8	↓																																	
8:	10.4	↗																																	
9:	*10.8	↗																																	
10:	*10.8	↑																																	
Serie	100.0																																		
Total	100.0																																		

<p>20 Skud</p>	<table style="width:100%; border-collapse: collapse;"> <tr><td style="width:10%;">11:</td><td style="width:40%;">10.3</td><td style="width:50%; text-align: right;">↙</td></tr> <tr><td>12:</td><td>*10.7</td><td style="text-align: right;">↗</td></tr> <tr><td>13:</td><td>10.1</td><td style="text-align: right;">↗</td></tr> <tr><td>14:</td><td>10.2</td><td style="text-align: right;">↙</td></tr> <tr><td>15:</td><td>10.4</td><td style="text-align: right;">→</td></tr> <tr><td>16:</td><td>*10.8</td><td style="text-align: right;">←</td></tr> <tr><td>17:</td><td>*10.7</td><td style="text-align: right;">↑</td></tr> <tr><td>18:</td><td>9.3</td><td style="text-align: right;">↑</td></tr> <tr><td>19:</td><td>*10.5</td><td style="text-align: right;">↙</td></tr> <tr><td>20:</td><td>10.1</td><td style="text-align: right;">↘</td></tr> </table> <table border="1" style="width:100%; border-collapse: collapse; margin-top: 5px;"> <tr> <td style="width:80%;">Serie</td> <td style="text-align: right;">99.0</td> </tr> <tr> <td>Total</td> <td style="text-align: right;">199.0</td> </tr> </table>	11:	10.3	↙	12:	*10.7	↗	13:	10.1	↗	14:	10.2	↙	15:	10.4	→	16:	*10.8	←	17:	*10.7	↑	18:	9.3	↑	19:	*10.5	↙	20:	10.1	↘	Serie	99.0	Total	199.0
11:	10.3	↙																																	
12:	*10.7	↗																																	
13:	10.1	↗																																	
14:	10.2	↙																																	
15:	10.4	→																																	
16:	*10.8	←																																	
17:	*10.7	↑																																	
18:	9.3	↑																																	
19:	*10.5	↙																																	
20:	10.1	↘																																	
Serie	99.0																																		
Total	199.0																																		

<p>Prøve</p> 	<table style="width:100%; border-collapse: collapse;"> <tr><td style="width:10%;">1:</td><td style="width:20%;">10.5</td><td style="width:10%; text-align:right;">↓</td></tr> <tr><td>2:</td><td>10.1</td><td style="text-align:right;">↗</td></tr> <tr><td>3:</td><td>10.4</td><td style="text-align:right;">↓</td></tr> <tr><td>4:</td><td>10.2</td><td style="text-align:right;">↑</td></tr> <tr><td>5:</td><td>10.6</td><td style="text-align:right;">↗</td></tr> <tr><td>6:</td><td>*10.9</td><td style="text-align:right;">↗</td></tr> </table>	1:	10.5	↓	2:	10.1	↗	3:	10.4	↓	4:	10.2	↑	5:	10.6	↗	6:	*10.9	↗
1:	10.5	↓																	
2:	10.1	↗																	
3:	10.4	↓																	
4:	10.2	↑																	
5:	10.6	↗																	
6:	*10.9	↗																	
<table style="width:100%; border-collapse: collapse;"> <tr> <td style="width:45%;">Serie</td> <td style="width:55%; text-align:right;">60.0</td> </tr> <tr> <td>Total</td> <td style="text-align:right;">0.0</td> </tr> </table>		Serie	60.0	Total	0.0														
Serie	60.0																		
Total	0.0																		

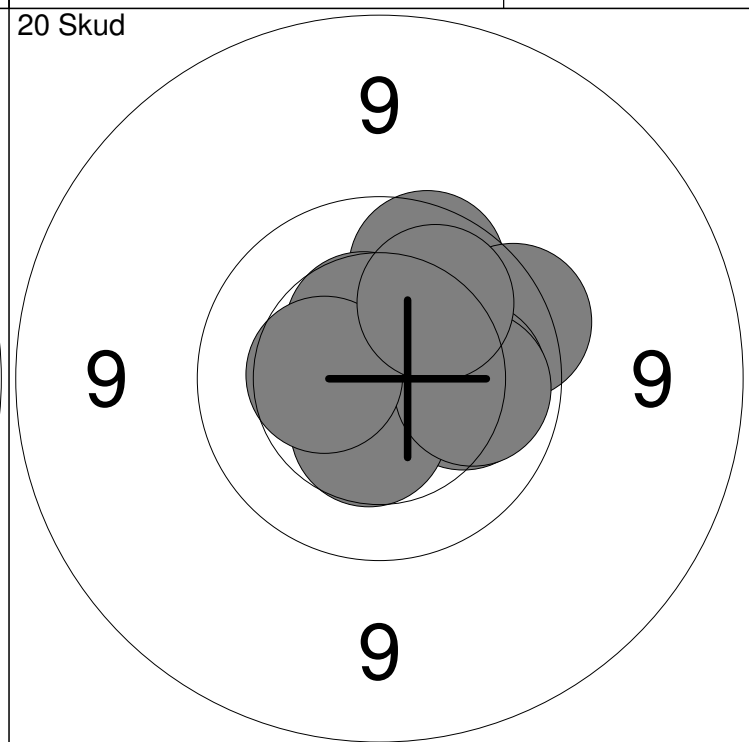
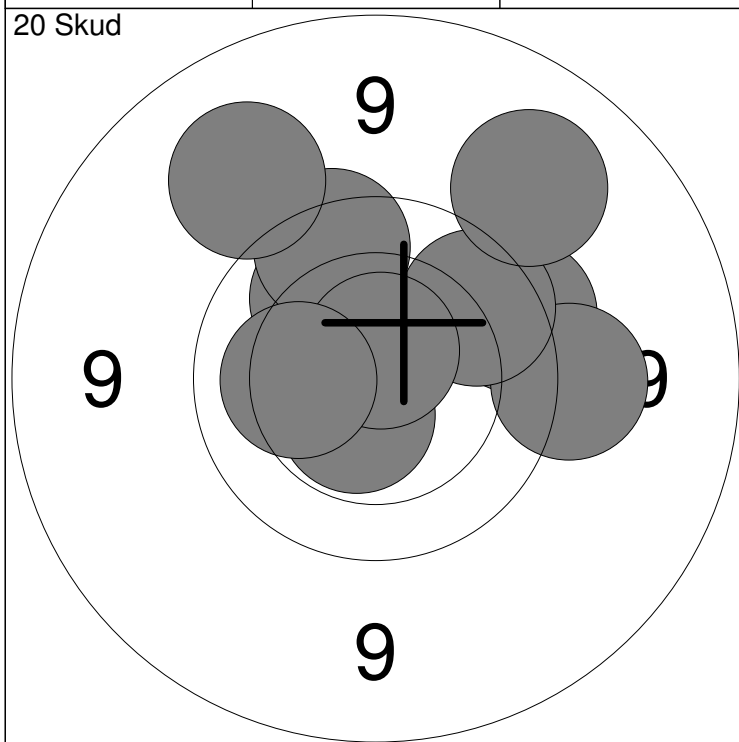
<p>20 Skud</p> 	<table style="width:100%; border-collapse: collapse;"> <tr><td style="width:10%;">1:</td><td style="width:20%;">*10.7</td><td style="width:10%; text-align:right;">→</td></tr> <tr><td>2:</td><td>*10.8</td><td style="text-align:right;">←</td></tr> <tr><td>3:</td><td>10.2</td><td style="text-align:right;">↓</td></tr> <tr><td>4:</td><td>*10.8</td><td style="text-align:right;">←</td></tr> <tr><td>5:</td><td>10.4</td><td style="text-align:right;">←</td></tr> <tr><td>6:</td><td>10.5</td><td style="text-align:right;">→</td></tr> <tr><td>7:</td><td>10.6</td><td style="text-align:right;">↑</td></tr> <tr><td>8:</td><td>9.8</td><td style="text-align:right;">→</td></tr> <tr><td>9:</td><td>*10.6</td><td style="text-align:right;">↓</td></tr> <tr><td>10:</td><td>10.5</td><td style="text-align:right;">↗</td></tr> </table>	1:	*10.7	→	2:	*10.8	←	3:	10.2	↓	4:	*10.8	←	5:	10.4	←	6:	10.5	→	7:	10.6	↑	8:	9.8	→	9:	*10.6	↓	10:	10.5	↗
1:	*10.7	→																													
2:	*10.8	←																													
3:	10.2	↓																													
4:	*10.8	←																													
5:	10.4	←																													
6:	10.5	→																													
7:	10.6	↑																													
8:	9.8	→																													
9:	*10.6	↓																													
10:	10.5	↗																													
<table style="width:100%; border-collapse: collapse;"> <tr> <td style="width:45%;">Serie</td> <td style="width:55%; text-align:right;">99.0</td> </tr> <tr> <td>Total</td> <td style="text-align:right;">99.0</td> </tr> </table>		Serie	99.0	Total	99.0																										
Serie	99.0																														
Total	99.0																														

<p>20 Skud</p> 	<table style="width:100%; border-collapse: collapse;"> <tr><td style="width:10%;">11:</td><td style="width:20%;">10.5</td><td style="width:10%; text-align:right;">↗</td></tr> <tr><td>12:</td><td>10.0</td><td style="text-align:right;">←</td></tr> <tr><td>13:</td><td>*10.9</td><td style="text-align:right;">↙</td></tr> <tr><td>14:</td><td>10.4</td><td style="text-align:right;">→</td></tr> <tr><td>15:</td><td>10.4</td><td style="text-align:right;">↗</td></tr> <tr><td>16:</td><td>10.3</td><td style="text-align:right;">↑</td></tr> <tr><td>17:</td><td>10.2</td><td style="text-align:right;">↗</td></tr> <tr><td>18:</td><td>*10.9</td><td style="text-align:right;">↙</td></tr> <tr><td>19:</td><td>9.5</td><td style="text-align:right;">↑</td></tr> <tr><td>20:</td><td>10.0</td><td style="text-align:right;">→</td></tr> </table>	11:	10.5	↗	12:	10.0	←	13:	*10.9	↙	14:	10.4	→	15:	10.4	↗	16:	10.3	↑	17:	10.2	↗	18:	*10.9	↙	19:	9.5	↑	20:	10.0	→
11:	10.5	↗																													
12:	10.0	←																													
13:	*10.9	↙																													
14:	10.4	→																													
15:	10.4	↗																													
16:	10.3	↑																													
17:	10.2	↗																													
18:	*10.9	↙																													
19:	9.5	↑																													
20:	10.0	→																													
<table style="width:100%; border-collapse: collapse;"> <tr> <td style="width:45%;">Serie</td> <td style="width:55%; text-align:right;">99.0</td> </tr> <tr> <td>Total</td> <td style="text-align:right;">198.0</td> </tr> </table>		Serie	99.0	Total	198.0																										
Serie	99.0																														
Total	198.0																														



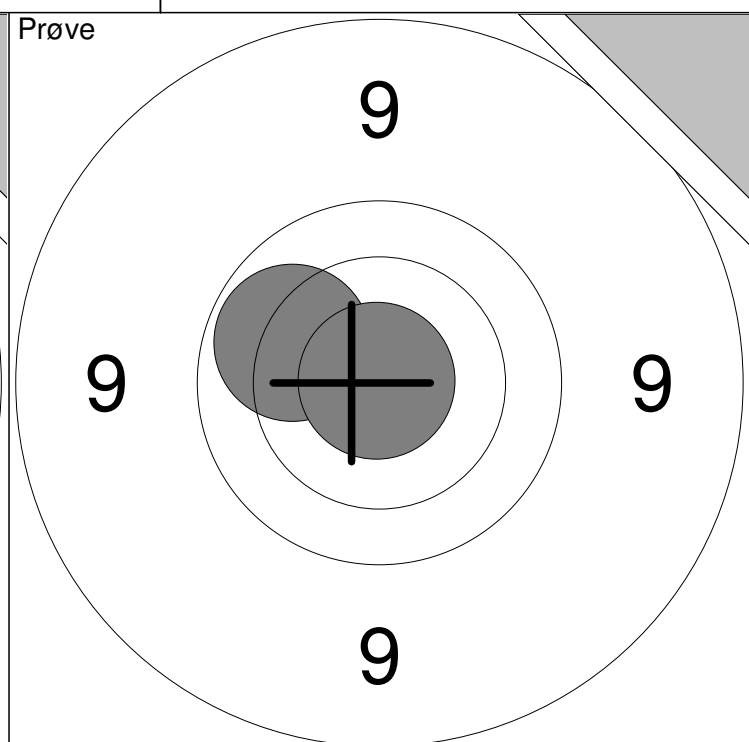
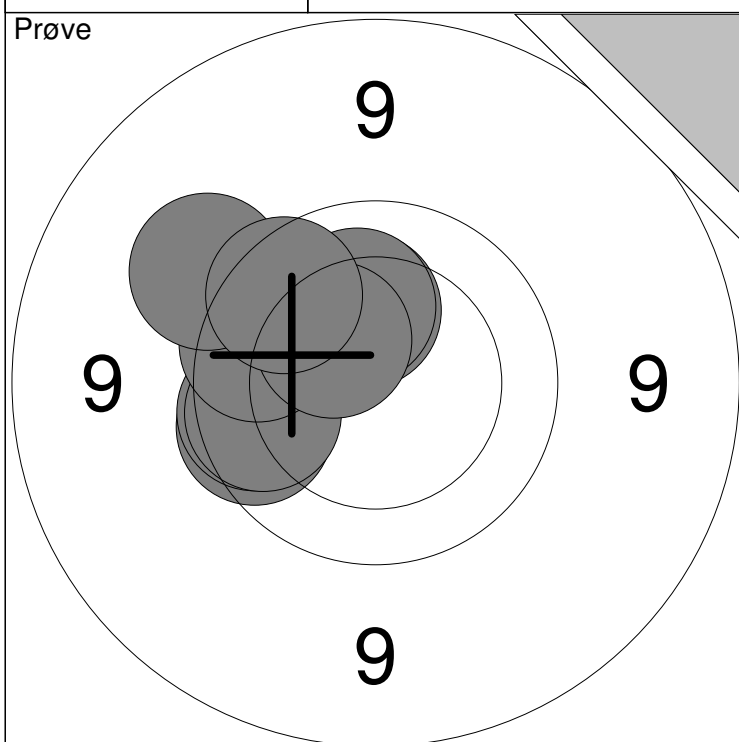
1: 9.5 →	6: 9.9 ↓	Serie	92.0
2: 9.8 →	7: *10.5 →		
3: 9.6 ↓	8: 9.6 ↓	Total	0.0
4: 9.3 →	9: 10.0 ↗		
5: 9.9 →	10: 9.4 ↓		

11: 9.7 ↓	Serie	19.0
12: 10.0 ↗		
Total		0.0



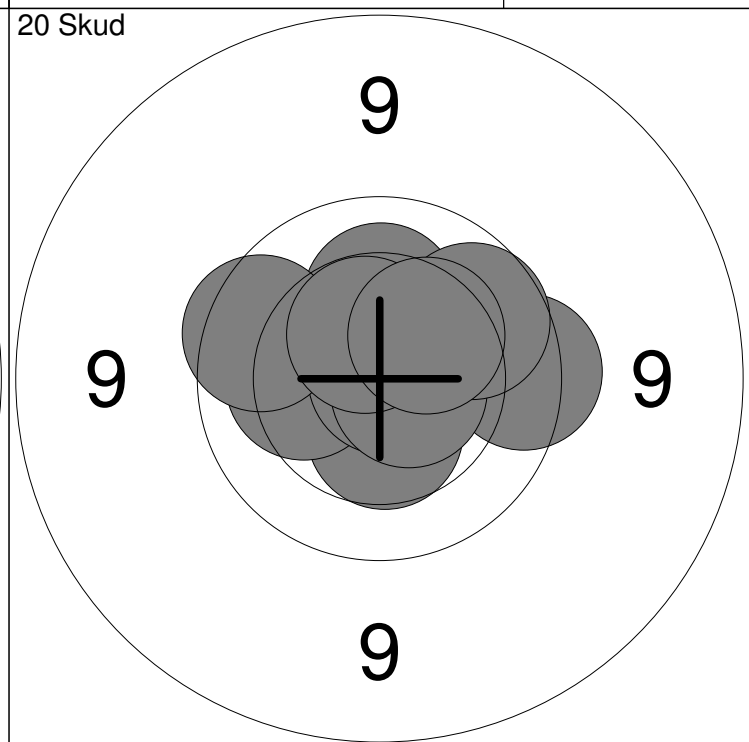
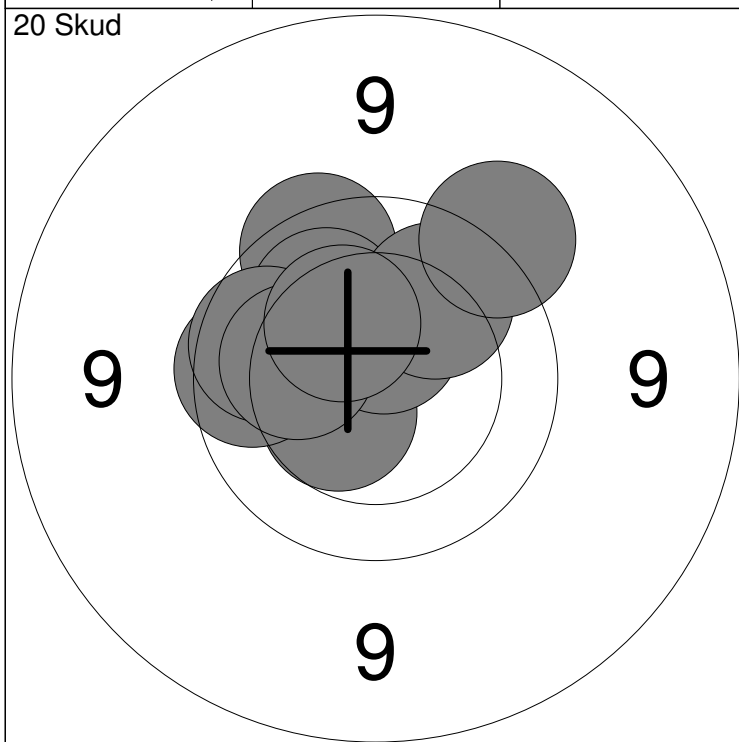
1: 10.1 ↗	6: 9.8 ↗	Serie	94.0
2: *10.6 ↓	7: 9.2 ↗		
3: 9.7 ↗	8: *10.7 ↑	Total	94.0
4: 9.5 →	9: 9.2 ↗		
5: 9.8 ↑	10: 10.2 ←		

11: 9.9 ↗	16: 10.1 →	Serie	98.0
12: *10.6 ↓	17: 10.5 ↓		
13: 10.1 →	18: 10.0 →	Total	192.0
14: 9.7 ↗	19: 10.4 ←		
15: 10.5 ↑	20: 10.0 ↗		



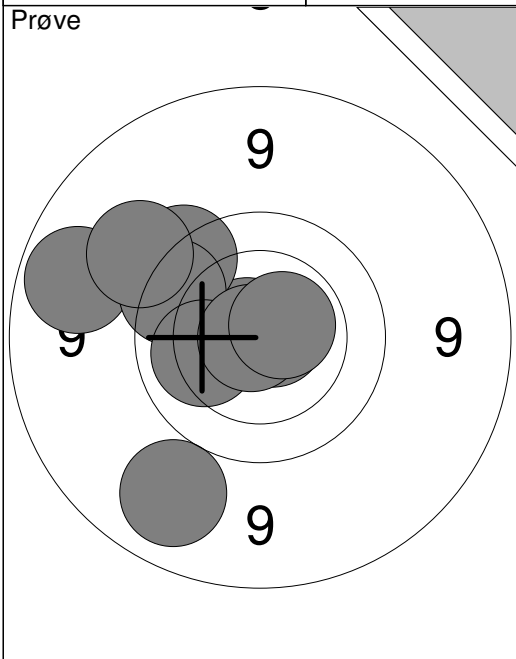
1: 9.8 ←	6: 9.9 ←	Serie	94.0
2: 10.1 ↖	7: 9.8 ↖		
3: 9.8 ←	8: 10.4 ↗	Total	0.0
4: 10.2 ↑	9: 9.4 ↗		
5: 10.2 ↑	10: 9.8 ↗		

11: 10.0 ↗	Serie	20.0
12: *10.9 ↗		
Total		0.0



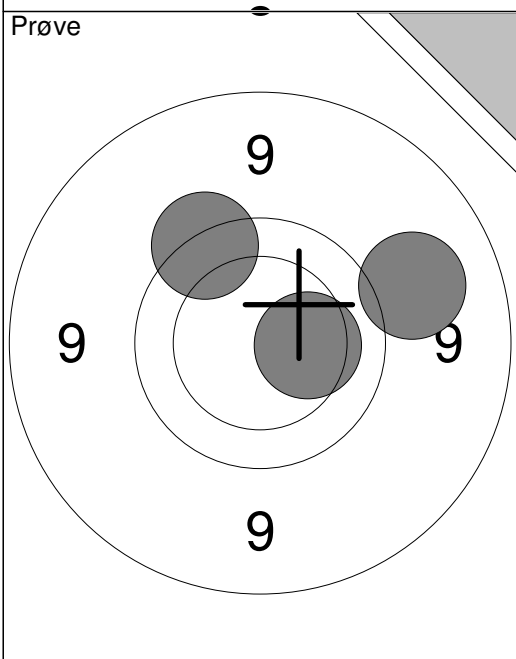
1: 9.8 ↗	6: 9.8 ←	Serie	96.0
2: 10.5 ↖	7: 9.9 ↖		
3: 10.1 ↗	8: 10.2 ↖	Total	96.0
4: *10.5 ↑	9: 9.5 ↗		
5: 10.0 ↗	10: 10.3 ↖		

11: 10.2 ↑	16: *10.6 →	Serie	97.0
12: 10.4 ↓	17: 9.9 ↗		
13: 10.2 ←	18: 9.8 ↖	Total	193.0
14: *10.9 →	19: *10.5 ↑		
15: 9.7 →	20: 10.3 ↗		



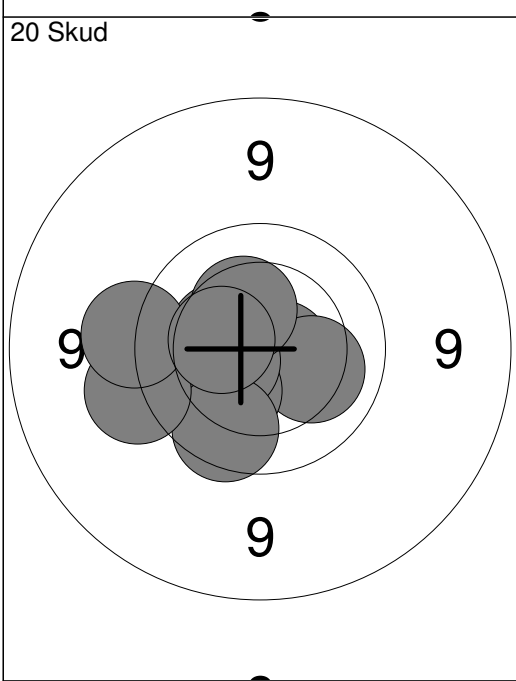
Prøve

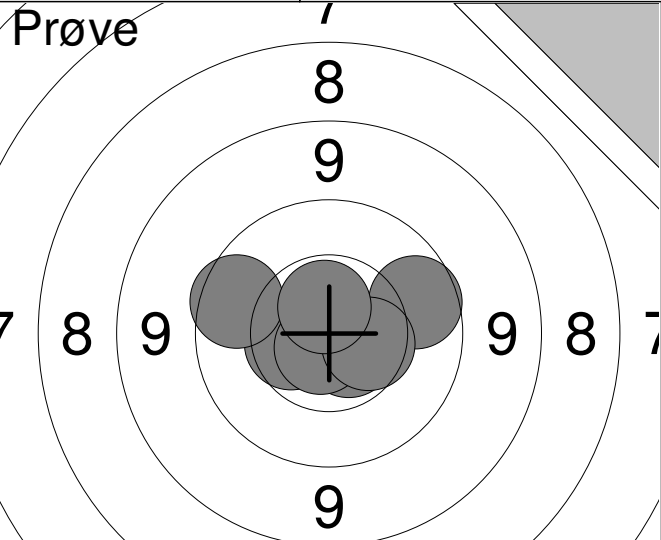
11:	9.8	↘
12:	9.8	↘
13:	9.9	↘
14:	10.3	↗
15:	9.8	→
16:	9.9	→
17:	9.8	→
18:	9.8	↗
19:	9.8	↗
20:	9.1	↖
Serie		91.0
Total		0.0



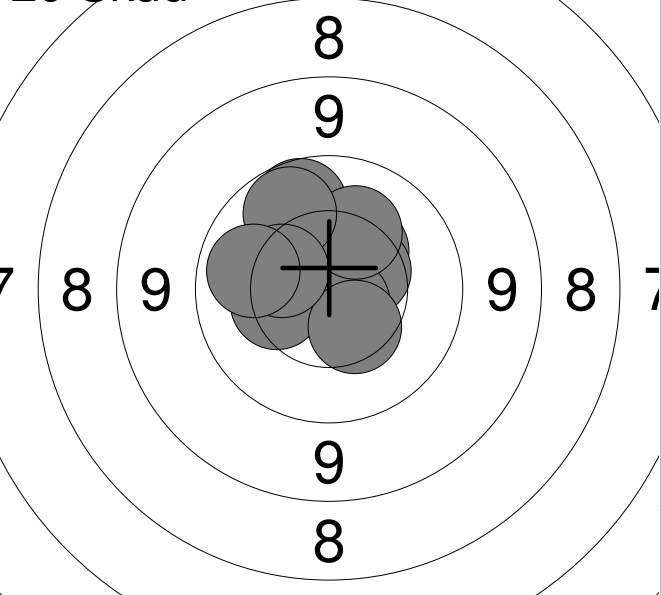
20 Skud

1:	9.7	↗
2:	9.7	→
3:	10.4	↗
4:	9.8	↗
5:	9.5	↖
6:	9.9	↖
7:	9.8	↖
8:	9.8	→
9:	9.7	→
10:	*10.5	↘
Serie		92.0
Total		92.0

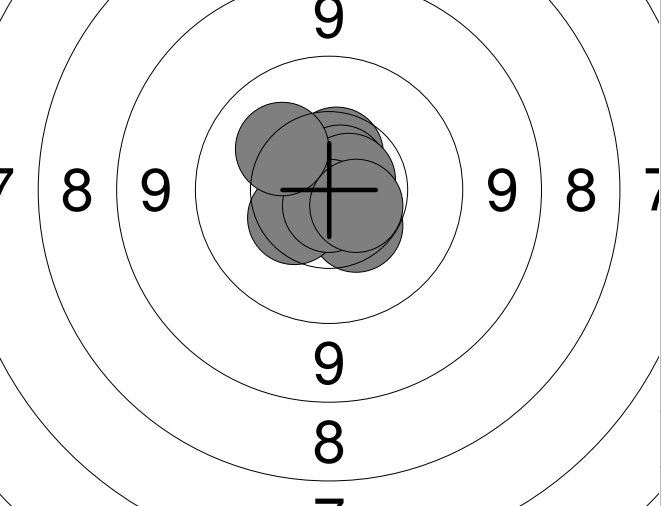


<p>Prøve</p> 	<table style="width:100%; border-collapse: collapse;"> <tr><td style="width:10%;">1:</td><td style="width:15%;">10.5</td><td style="width:10%; text-align:right;">←</td></tr> <tr><td>2:</td><td>9.8</td><td style="text-align:right;">↖</td></tr> <tr><td>3:</td><td>*10.6</td><td style="text-align:right;">↘</td></tr> <tr><td>4:</td><td>*10.8</td><td style="text-align:right;">↙</td></tr> <tr><td>5:</td><td>9.9</td><td style="text-align:right;">→</td></tr> <tr><td>6:</td><td>10.5</td><td style="text-align:right;">↗</td></tr> <tr><td>7:</td><td>*10.6</td><td style="text-align:right;">↑</td></tr> </table>	1:	10.5	←	2:	9.8	↖	3:	*10.6	↘	4:	*10.8	↙	5:	9.9	→	6:	10.5	↗	7:	*10.6	↑
1:	10.5	←																				
2:	9.8	↖																				
3:	*10.6	↘																				
4:	*10.8	↙																				
5:	9.9	→																				
6:	10.5	↗																				
7:	*10.6	↑																				

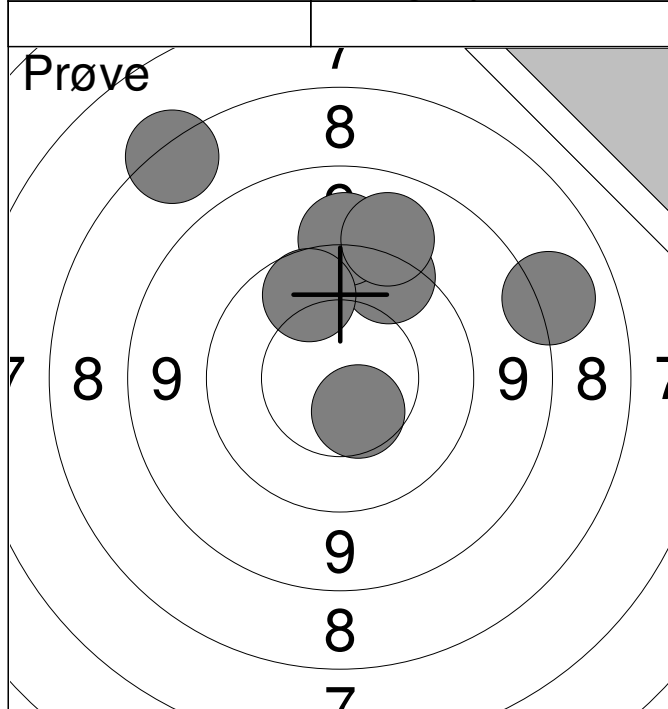
Serie	68.0
Total	0.0

<p>20 Skud</p> 	<table style="width:100%; border-collapse: collapse;"> <tr><td style="width:10%;">1:</td><td style="width:15%;">10.4</td><td style="width:10%; text-align:right;">↗</td></tr> <tr><td>2:</td><td>10.5</td><td style="text-align:right;">↗</td></tr> <tr><td>3:</td><td>*10.7</td><td style="text-align:right;">↘</td></tr> <tr><td>4:</td><td>9.9</td><td style="text-align:right;">↖</td></tr> <tr><td>5:</td><td>10.2</td><td style="text-align:right;">↖</td></tr> <tr><td>6:</td><td>10.3</td><td style="text-align:right;">←</td></tr> <tr><td>7:</td><td>10.4</td><td style="text-align:right;">↘</td></tr> <tr><td>8:</td><td>10.0</td><td style="text-align:right;">↗</td></tr> <tr><td>9:</td><td>10.4</td><td style="text-align:right;">↖</td></tr> <tr><td>10:</td><td>10.1</td><td style="text-align:right;">←</td></tr> </table>	1:	10.4	↗	2:	10.5	↗	3:	*10.7	↘	4:	9.9	↖	5:	10.2	↖	6:	10.3	←	7:	10.4	↘	8:	10.0	↗	9:	10.4	↖	10:	10.1	←
1:	10.4	↗																													
2:	10.5	↗																													
3:	*10.7	↘																													
4:	9.9	↖																													
5:	10.2	↖																													
6:	10.3	←																													
7:	10.4	↘																													
8:	10.0	↗																													
9:	10.4	↖																													
10:	10.1	←																													

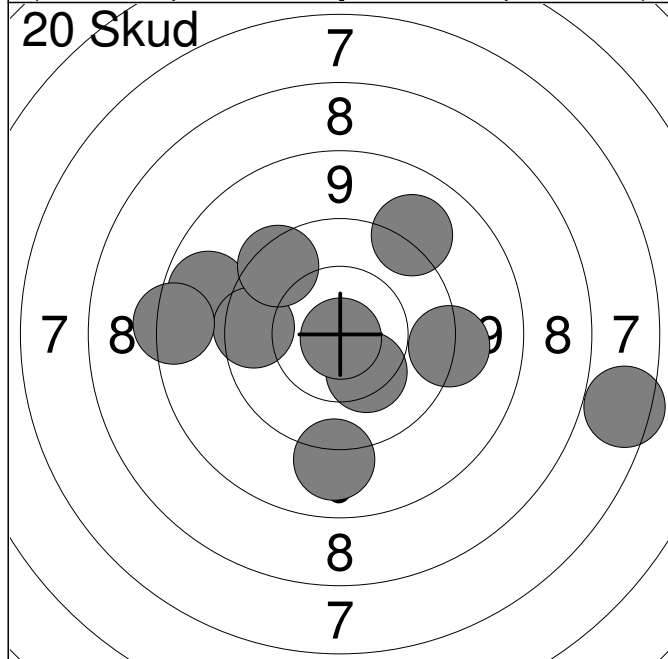
Serie	99.0
Total	99.0

<p>20 Skud</p> 	<table style="width:100%; border-collapse: collapse;"> <tr><td style="width:10%;">11:</td><td style="width:15%;">*10.8</td><td style="width:10%; text-align:right;">↙</td></tr> <tr><td>12:</td><td>10.5</td><td style="text-align:right;">↑</td></tr> <tr><td>13:</td><td>10.5</td><td style="text-align:right;">↘</td></tr> <tr><td>14:</td><td>*10.7</td><td style="text-align:right;">↗</td></tr> <tr><td>15:</td><td>*10.7</td><td style="text-align:right;">↗</td></tr> <tr><td>16:</td><td>10.4</td><td style="text-align:right;">↘</td></tr> <tr><td>17:</td><td>10.4</td><td style="text-align:right;">↙</td></tr> <tr><td>18:</td><td>*10.8</td><td style="text-align:right;">↓</td></tr> <tr><td>19:</td><td>*10.6</td><td style="text-align:right;">↘</td></tr> <tr><td>20:</td><td>10.2</td><td style="text-align:right;">↖</td></tr> </table>	11:	*10.8	↙	12:	10.5	↑	13:	10.5	↘	14:	*10.7	↗	15:	*10.7	↗	16:	10.4	↘	17:	10.4	↙	18:	*10.8	↓	19:	*10.6	↘	20:	10.2	↖
11:	*10.8	↙																													
12:	10.5	↑																													
13:	10.5	↘																													
14:	*10.7	↗																													
15:	*10.7	↗																													
16:	10.4	↘																													
17:	10.4	↙																													
18:	*10.8	↓																													
19:	*10.6	↘																													
20:	10.2	↖																													

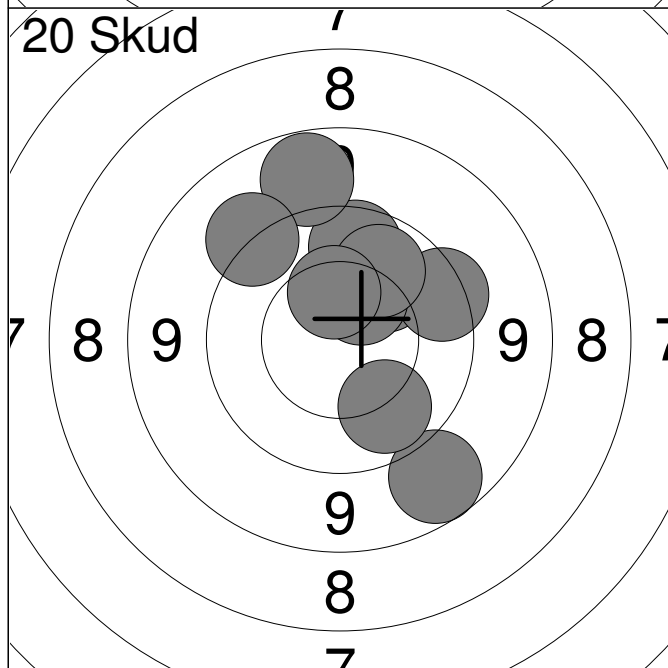
Serie	100.0
Total	199.0



	1:	7.5			↖
	2:	8.2			→
	3:	9.6			↗
	4:	9.3			↑
	5:	9.2			↗
	6:	9.9			↗
	7:	10.5			↘
Serie					61.0
Total					0.0



	1:	9.4			→
	2:	10.3			↘
	3:	9.0			↖
	4:	6.7			→
	5:	9.8			←
	6:	9.2			↗
	7:	9.2			↘
	8:	9.7			↗
	9:	8.6			←
	10:	*10.9			↘
Serie					88.0
Total					88.0

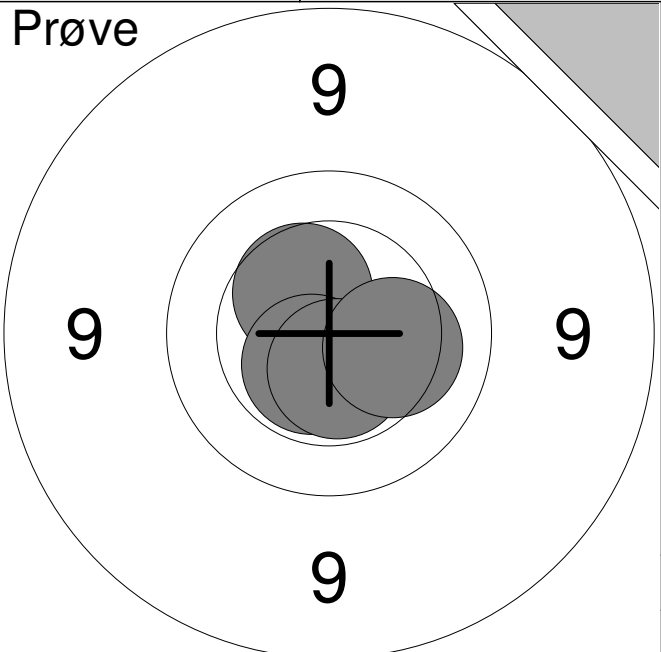


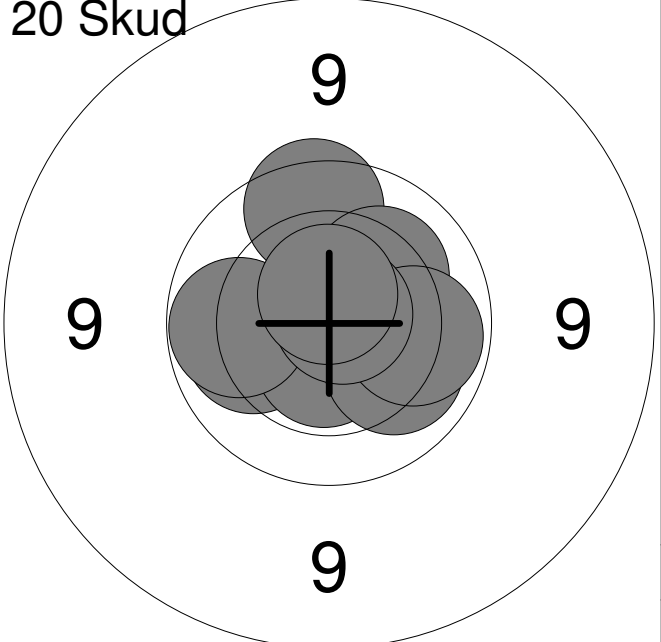
	11:	10.1			↗
	12:	9.6			→
	13:	8.9			↘
	14:	10.4			↗
	15:	9.9			↑
	16:	10.0			↗
	17:	9.0			↑
	18:	10.4			↑
	19:	9.4			↗
	20:	10.0			↘
Serie					94.0
Total					182.0

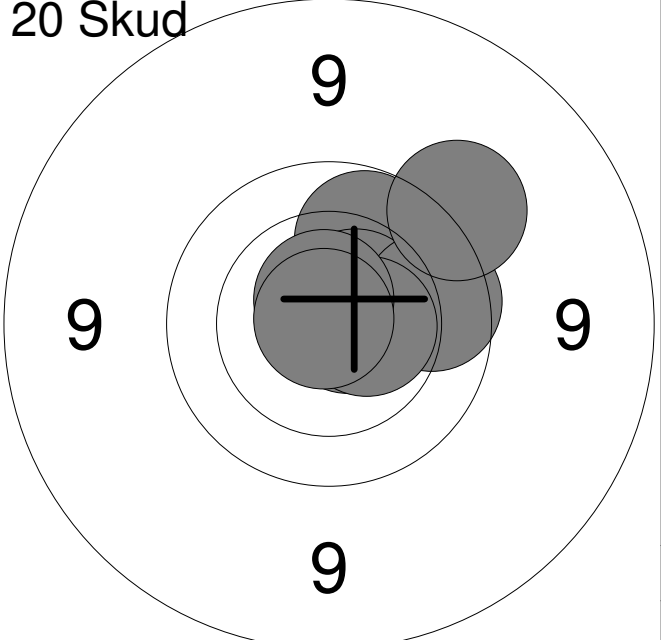
<p>Prøve</p>	<table style="width:100%; border-collapse: collapse;"> <tr><td style="width:10%;">1:</td><td style="width:15%;">9.6</td><td style="width:10%; text-align: right;">↘</td></tr> <tr><td>2:</td><td>*10.8</td><td style="text-align: right;">↑</td></tr> <tr><td>3:</td><td>10.5</td><td style="text-align: right;">←</td></tr> <tr><td>4:</td><td>*10.6</td><td style="text-align: right;">↘</td></tr> <tr><td>5:</td><td>9.8</td><td style="text-align: right;">↖</td></tr> </table> <table border="1" style="width:100%; border-collapse: collapse; margin-top: 5px;"> <tr> <td style="width:80%;">Serie</td> <td style="text-align: right;">48.0</td> </tr> <tr> <td>Total</td> <td style="text-align: right;">0.0</td> </tr> </table>	1:	9.6	↘	2:	*10.8	↑	3:	10.5	←	4:	*10.6	↘	5:	9.8	↖	Serie	48.0	Total	0.0
1:	9.6	↘																		
2:	*10.8	↑																		
3:	10.5	←																		
4:	*10.6	↘																		
5:	9.8	↖																		
Serie	48.0																			
Total	0.0																			

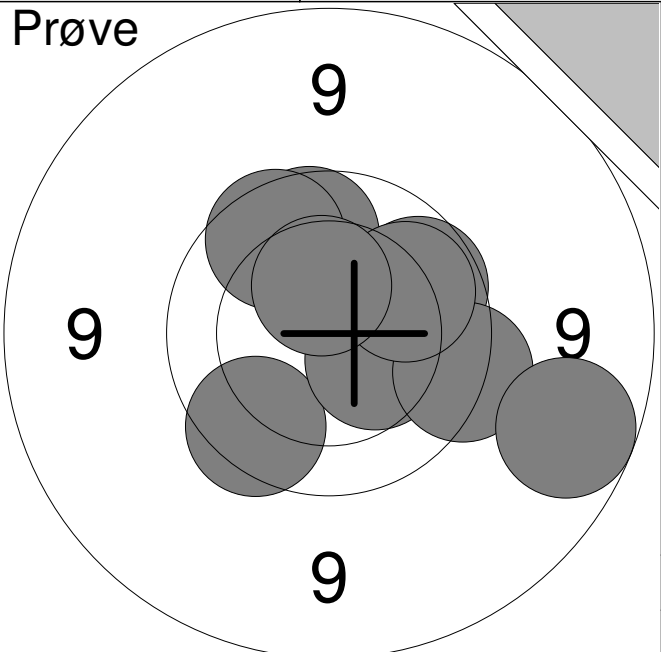
<p>20 Skud</p>	<table style="width:100%; border-collapse: collapse;"> <tr><td style="width:10%;">1:</td><td style="width:15%;">10.5</td><td style="width:10%; text-align: right;">←</td></tr> <tr><td>2:</td><td>10.3</td><td style="text-align: right;">←</td></tr> <tr><td>3:</td><td>10.2</td><td style="text-align: right;">↗</td></tr> <tr><td>4:</td><td>9.9</td><td style="text-align: right;">↘</td></tr> <tr><td>5:</td><td>9.8</td><td style="text-align: right;">↓</td></tr> <tr><td>6:</td><td>9.7</td><td style="text-align: right;">↓</td></tr> <tr><td>7:</td><td>*10.7</td><td style="text-align: right;">↗</td></tr> <tr><td>8:</td><td>10.2</td><td style="text-align: right;">↓</td></tr> <tr><td>9:</td><td>10.2</td><td style="text-align: right;">↗</td></tr> <tr><td>10:</td><td>*10.8</td><td style="text-align: right;">↖</td></tr> </table> <table border="1" style="width:100%; border-collapse: collapse; margin-top: 5px;"> <tr> <td style="width:80%;">Serie</td> <td style="text-align: right;">97.0</td> </tr> <tr> <td>Total</td> <td style="text-align: right;">97.0</td> </tr> </table>	1:	10.5	←	2:	10.3	←	3:	10.2	↗	4:	9.9	↘	5:	9.8	↓	6:	9.7	↓	7:	*10.7	↗	8:	10.2	↓	9:	10.2	↗	10:	*10.8	↖	Serie	97.0	Total	97.0
1:	10.5	←																																	
2:	10.3	←																																	
3:	10.2	↗																																	
4:	9.9	↘																																	
5:	9.8	↓																																	
6:	9.7	↓																																	
7:	*10.7	↗																																	
8:	10.2	↓																																	
9:	10.2	↗																																	
10:	*10.8	↖																																	
Serie	97.0																																		
Total	97.0																																		

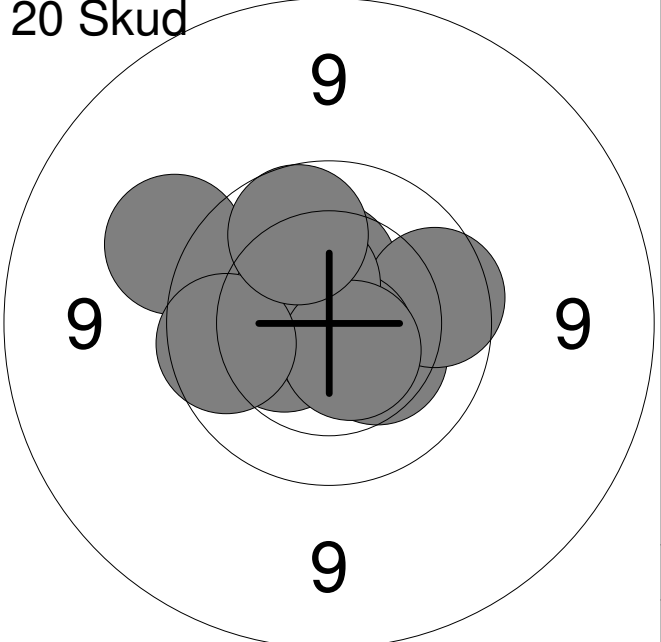
<p>20 Skud</p>	<table style="width:100%; border-collapse: collapse;"> <tr><td style="width:10%;">11:</td><td style="width:15%;">9.9</td><td style="width:10%; text-align: right;">↑</td></tr> <tr><td>12:</td><td>10.4</td><td style="text-align: right;">↘</td></tr> <tr><td>13:</td><td>9.8</td><td style="text-align: right;">←</td></tr> <tr><td>14:</td><td>10.2</td><td style="text-align: right;">→</td></tr> <tr><td>15:</td><td>10.3</td><td style="text-align: right;">↗</td></tr> <tr><td>16:</td><td>10.0</td><td style="text-align: right;">↘</td></tr> <tr><td>17:</td><td>10.3</td><td style="text-align: right;">↗</td></tr> <tr><td>18:</td><td>10.0</td><td style="text-align: right;">↘</td></tr> <tr><td>19:</td><td>*10.6</td><td style="text-align: right;">→</td></tr> <tr><td>20:</td><td>9.9</td><td style="text-align: right;">↑</td></tr> </table> <table border="1" style="width:100%; border-collapse: collapse; margin-top: 5px;"> <tr> <td style="width:80%;">Serie</td> <td style="text-align: right;">97.0</td> </tr> <tr> <td>Total</td> <td style="text-align: right;">194.0</td> </tr> </table>	11:	9.9	↑	12:	10.4	↘	13:	9.8	←	14:	10.2	→	15:	10.3	↗	16:	10.0	↘	17:	10.3	↗	18:	10.0	↘	19:	*10.6	→	20:	9.9	↑	Serie	97.0	Total	194.0
11:	9.9	↑																																	
12:	10.4	↘																																	
13:	9.8	←																																	
14:	10.2	→																																	
15:	10.3	↗																																	
16:	10.0	↘																																	
17:	10.3	↗																																	
18:	10.0	↘																																	
19:	*10.6	→																																	
20:	9.9	↑																																	
Serie	97.0																																		
Total	194.0																																		

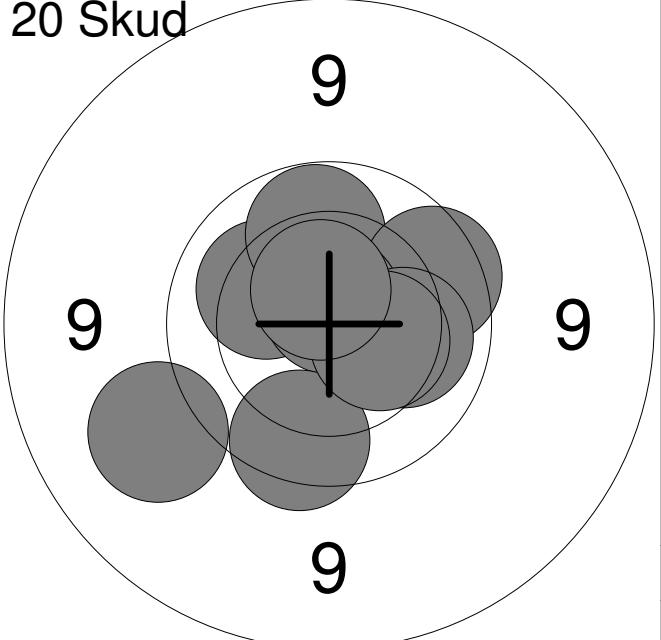
<p>Prøve</p> 	<table style="width:100%; border-collapse: collapse;"> <tr><td style="width:10%;">1:</td><td style="width:15%;">*10.7</td><td style="width:10%; text-align: center;">↘</td></tr> <tr><td>2:</td><td>10.4</td><td style="text-align: center;">↗</td></tr> <tr><td>3:</td><td>*10.6</td><td style="text-align: center;">↘</td></tr> <tr><td>4:</td><td>*10.6</td><td style="text-align: center;">↘</td></tr> <tr><td>5:</td><td>10.2</td><td style="text-align: center;">→</td></tr> </table> <table border="1" style="width:100%; border-collapse: collapse; margin-top: 10px;"> <tr> <td style="width:80%;">Serie</td> <td style="text-align: right;">50.0</td> </tr> <tr> <td>Total</td> <td style="text-align: right;">0.0</td> </tr> </table>	1:	*10.7	↘	2:	10.4	↗	3:	*10.6	↘	4:	*10.6	↘	5:	10.2	→	Serie	50.0	Total	0.0
1:	*10.7	↘																		
2:	10.4	↗																		
3:	*10.6	↘																		
4:	*10.6	↘																		
5:	10.2	→																		
Serie	50.0																			
Total	0.0																			

<p>20 Skud</p> 	<table style="width:100%; border-collapse: collapse;"> <tr><td style="width:10%;">1:</td><td style="width:15%;">10.1</td><td style="width:10%; text-align: center;">←</td></tr> <tr><td>2:</td><td>*10.5</td><td style="text-align: center;">→</td></tr> <tr><td>3:</td><td>9.8</td><td style="text-align: center;">↑</td></tr> <tr><td>4:</td><td>*10.6</td><td style="text-align: center;">↘</td></tr> <tr><td>5:</td><td>10.2</td><td style="text-align: center;">↗</td></tr> <tr><td>6:</td><td>10.1</td><td style="text-align: center;">↘</td></tr> <tr><td>7:</td><td>10.0</td><td style="text-align: center;">→</td></tr> <tr><td>8:</td><td>10.0</td><td style="text-align: center;">←</td></tr> <tr><td>9:</td><td>*10.8</td><td style="text-align: center;">↗</td></tr> <tr><td>10:</td><td>*10.6</td><td style="text-align: center;">↑</td></tr> </table> <table border="1" style="width:100%; border-collapse: collapse; margin-top: 10px;"> <tr> <td style="width:80%;">Serie</td> <td style="text-align: right;">99.0</td> </tr> <tr> <td>Total</td> <td style="text-align: right;">99.0</td> </tr> </table>	1:	10.1	←	2:	*10.5	→	3:	9.8	↑	4:	*10.6	↘	5:	10.2	↗	6:	10.1	↘	7:	10.0	→	8:	10.0	←	9:	*10.8	↗	10:	*10.6	↑	Serie	99.0	Total	99.0
1:	10.1	←																																	
2:	*10.5	→																																	
3:	9.8	↑																																	
4:	*10.6	↘																																	
5:	10.2	↗																																	
6:	10.1	↘																																	
7:	10.0	→																																	
8:	10.0	←																																	
9:	*10.8	↗																																	
10:	*10.6	↑																																	
Serie	99.0																																		
Total	99.0																																		

<p>20 Skud</p> 	<table style="width:100%; border-collapse: collapse;"> <tr><td style="width:10%;">11:</td><td style="width:15%;">10.4</td><td style="width:10%; text-align: center;">↗</td></tr> <tr><td>12:</td><td>*10.5</td><td style="text-align: center;">→</td></tr> <tr><td>13:</td><td>*10.7</td><td style="text-align: center;">→</td></tr> <tr><td>14:</td><td>10.0</td><td style="text-align: center;">↑</td></tr> <tr><td>15:</td><td>*10.6</td><td style="text-align: center;">↗</td></tr> <tr><td>16:</td><td>9.9</td><td style="text-align: center;">→</td></tr> <tr><td>17:</td><td>*10.5</td><td style="text-align: center;">→</td></tr> <tr><td>18:</td><td>*10.7</td><td style="text-align: center;">↑</td></tr> <tr><td>19:</td><td>*10.9</td><td style="text-align: center;">↖</td></tr> <tr><td>20:</td><td>9.5</td><td style="text-align: center;">↗</td></tr> </table> <table border="1" style="width:100%; border-collapse: collapse; margin-top: 10px;"> <tr> <td style="width:80%;">Serie</td> <td style="text-align: right;">98.0</td> </tr> <tr> <td>Total</td> <td style="text-align: right;">197.0</td> </tr> </table>	11:	10.4	↗	12:	*10.5	→	13:	*10.7	→	14:	10.0	↑	15:	*10.6	↗	16:	9.9	→	17:	*10.5	→	18:	*10.7	↑	19:	*10.9	↖	20:	9.5	↗	Serie	98.0	Total	197.0
11:	10.4	↗																																	
12:	*10.5	→																																	
13:	*10.7	→																																	
14:	10.0	↑																																	
15:	*10.6	↗																																	
16:	9.9	→																																	
17:	*10.5	→																																	
18:	*10.7	↑																																	
19:	*10.9	↖																																	
20:	9.5	↗																																	
Serie	98.0																																		
Total	197.0																																		

<p>Prøve</p> 	<table style="width:100%; border-collapse: collapse;"> <tr><td>1:</td><td>9.9</td><td>↗</td></tr> <tr><td>2:</td><td>9.8</td><td>↘</td></tr> <tr><td>3:</td><td>10.4</td><td>↘</td></tr> <tr><td>4:</td><td>9.9</td><td>↗</td></tr> <tr><td>5:</td><td>9.7</td><td>↘</td></tr> <tr><td>6:</td><td>10.0</td><td>↗</td></tr> <tr><td>7:</td><td>9.0</td><td>↘</td></tr> <tr><td>8:</td><td>9.9</td><td>↗</td></tr> <tr><td>9:</td><td>10.4</td><td>↗</td></tr> </table>	1:	9.9	↗	2:	9.8	↘	3:	10.4	↘	4:	9.9	↗	5:	9.7	↘	6:	10.0	↗	7:	9.0	↘	8:	9.9	↗	9:	10.4	↗
1:	9.9	↗																										
2:	9.8	↘																										
3:	10.4	↘																										
4:	9.9	↗																										
5:	9.7	↘																										
6:	10.0	↗																										
7:	9.0	↘																										
8:	9.9	↗																										
9:	10.4	↗																										
	<table border="1" style="width:100%; border-collapse: collapse;"> <tr> <td style="width:80%;">Serie</td> <td style="text-align: right;">84.0</td> </tr> <tr> <td>Total</td> <td style="text-align: right;">0.0</td> </tr> </table>	Serie	84.0	Total	0.0																							
Serie	84.0																											
Total	0.0																											

<p>20 Skud</p> 	<table style="width:100%; border-collapse: collapse;"> <tr><td>1:</td><td>10.4</td><td>↖</td></tr> <tr><td>2:</td><td>10.4</td><td>↗</td></tr> <tr><td>3:</td><td>10.3</td><td>↘</td></tr> <tr><td>4:</td><td>9.5</td><td>↗</td></tr> <tr><td>5:</td><td>9.8</td><td>↘</td></tr> <tr><td>6:</td><td>*10.7</td><td>↘</td></tr> <tr><td>7:</td><td>10.5</td><td>↗</td></tr> <tr><td>8:</td><td>*10.6</td><td>↘</td></tr> <tr><td>9:</td><td>9.9</td><td>↖</td></tr> <tr><td>10:</td><td>9.9</td><td>↗</td></tr> </table>	1:	10.4	↖	2:	10.4	↗	3:	10.3	↘	4:	9.5	↗	5:	9.8	↘	6:	*10.7	↘	7:	10.5	↗	8:	*10.6	↘	9:	9.9	↖	10:	9.9	↗
1:	10.4	↖																													
2:	10.4	↗																													
3:	10.3	↘																													
4:	9.5	↗																													
5:	9.8	↘																													
6:	*10.7	↘																													
7:	10.5	↗																													
8:	*10.6	↘																													
9:	9.9	↖																													
10:	9.9	↗																													
	<table border="1" style="width:100%; border-collapse: collapse;"> <tr> <td style="width:80%;">Serie</td> <td style="text-align: right;">96.0</td> </tr> <tr> <td>Total</td> <td style="text-align: right;">96.0</td> </tr> </table>	Serie	96.0	Total	96.0																										
Serie	96.0																														
Total	96.0																														

<p>20 Skud</p> 	<table style="width:100%; border-collapse: collapse;"> <tr><td>11:</td><td>10.2</td><td>↗</td></tr> <tr><td>12:</td><td>10.4</td><td>↗</td></tr> <tr><td>13:</td><td>10.0</td><td>↗</td></tr> <tr><td>14:</td><td>9.3</td><td>↖</td></tr> <tr><td>15:</td><td>9.8</td><td>↘</td></tr> <tr><td>16:</td><td>*10.7</td><td>↗</td></tr> <tr><td>17:</td><td>9.8</td><td>↘</td></tr> <tr><td>18:</td><td>10.1</td><td>↘</td></tr> <tr><td>19:</td><td>10.4</td><td>↘</td></tr> <tr><td>20:</td><td>*10.6</td><td>↗</td></tr> </table>	11:	10.2	↗	12:	10.4	↗	13:	10.0	↗	14:	9.3	↖	15:	9.8	↘	16:	*10.7	↗	17:	9.8	↘	18:	10.1	↘	19:	10.4	↘	20:	*10.6	↗
11:	10.2	↗																													
12:	10.4	↗																													
13:	10.0	↗																													
14:	9.3	↖																													
15:	9.8	↘																													
16:	*10.7	↗																													
17:	9.8	↘																													
18:	10.1	↘																													
19:	10.4	↘																													
20:	*10.6	↗																													
	<table border="1" style="width:100%; border-collapse: collapse;"> <tr> <td style="width:80%;">Serie</td> <td style="text-align: right;">97.0</td> </tr> <tr> <td>Total</td> <td style="text-align: right;">193.0</td> </tr> </table>	Serie	97.0	Total	193.0																										
Serie	97.0																														
Total	193.0																														

<p>Prøve</p>	<table style="width:100%; border-collapse: collapse;"> <tr><td style="text-align: right;">1:</td><td style="text-align: right;">9.1</td><td style="text-align: right;">↙</td></tr> <tr><td style="text-align: right;">2:</td><td style="text-align: right;">10.1</td><td style="text-align: right;">↙</td></tr> <tr><td style="text-align: right;">3:</td><td style="text-align: right;">*10.8</td><td style="text-align: right;">↙</td></tr> <tr><td style="text-align: right;">4:</td><td style="text-align: right;">10.4</td><td style="text-align: right;">←</td></tr> <tr><td style="text-align: right;">5:</td><td style="text-align: right;">10.4</td><td style="text-align: right;">←</td></tr> <tr><td style="text-align: right;">6:</td><td style="text-align: right;">9.8</td><td style="text-align: right;">↘</td></tr> <tr><td style="text-align: right;">7:</td><td style="text-align: right;">9.8</td><td style="text-align: right;">→</td></tr> <tr><td style="text-align: right;">8:</td><td style="text-align: right;">10.2</td><td style="text-align: right;">↗</td></tr> <tr><td style="text-align: right;">9:</td><td style="text-align: right;">10.5</td><td style="text-align: right;">→</td></tr> <tr><td style="text-align: right;">10:</td><td style="text-align: right;">10.1</td><td style="text-align: right;">↘</td></tr> <tr><td colspan="2">Serie</td><td style="text-align: right;">97.0</td></tr> <tr><td colspan="2">Total</td><td style="text-align: right;">0.0</td></tr> </table>	1:	9.1	↙	2:	10.1	↙	3:	*10.8	↙	4:	10.4	←	5:	10.4	←	6:	9.8	↘	7:	9.8	→	8:	10.2	↗	9:	10.5	→	10:	10.1	↘	Serie		97.0	Total		0.0
1:	9.1	↙																																			
2:	10.1	↙																																			
3:	*10.8	↙																																			
4:	10.4	←																																			
5:	10.4	←																																			
6:	9.8	↘																																			
7:	9.8	→																																			
8:	10.2	↗																																			
9:	10.5	→																																			
10:	10.1	↘																																			
Serie		97.0																																			
Total		0.0																																			

<p>20 Skud</p>	<table style="width:100%; border-collapse: collapse;"> <tr><td style="text-align: right;">1:</td><td style="text-align: right;">10.4</td><td style="text-align: right;">→</td></tr> <tr><td style="text-align: right;">2:</td><td style="text-align: right;">9.8</td><td style="text-align: right;">↑</td></tr> <tr><td style="text-align: right;">3:</td><td style="text-align: right;">10.1</td><td style="text-align: right;">↗</td></tr> <tr><td style="text-align: right;">4:</td><td style="text-align: right;">10.2</td><td style="text-align: right;">↗</td></tr> <tr><td style="text-align: right;">5:</td><td style="text-align: right;">10.1</td><td style="text-align: right;">↗</td></tr> <tr><td style="text-align: right;">6:</td><td style="text-align: right;">10.1</td><td style="text-align: right;">↗</td></tr> <tr><td style="text-align: right;">7:</td><td style="text-align: right;">10.1</td><td style="text-align: right;">↗</td></tr> <tr><td style="text-align: right;">8:</td><td style="text-align: right;">*10.7</td><td style="text-align: right;">→</td></tr> <tr><td style="text-align: right;">9:</td><td style="text-align: right;">9.6</td><td style="text-align: right;">↗</td></tr> <tr><td style="text-align: right;">10:</td><td style="text-align: right;">10.4</td><td style="text-align: right;">↗</td></tr> <tr><td colspan="2">Serie</td><td style="text-align: right;">98.0</td></tr> <tr><td colspan="2">Total</td><td style="text-align: right;">98.0</td></tr> </table>	1:	10.4	→	2:	9.8	↑	3:	10.1	↗	4:	10.2	↗	5:	10.1	↗	6:	10.1	↗	7:	10.1	↗	8:	*10.7	→	9:	9.6	↗	10:	10.4	↗	Serie		98.0	Total		98.0
1:	10.4	→																																			
2:	9.8	↑																																			
3:	10.1	↗																																			
4:	10.2	↗																																			
5:	10.1	↗																																			
6:	10.1	↗																																			
7:	10.1	↗																																			
8:	*10.7	→																																			
9:	9.6	↗																																			
10:	10.4	↗																																			
Serie		98.0																																			
Total		98.0																																			

<p>20 Skud</p>	<table style="width:100%; border-collapse: collapse;"> <tr><td style="text-align: right;">11:</td><td style="text-align: right;">10.5</td><td style="text-align: right;">↘</td></tr> <tr><td style="text-align: right;">12:</td><td style="text-align: right;">10.3</td><td style="text-align: right;">↘</td></tr> <tr><td style="text-align: right;">13:</td><td style="text-align: right;">*10.5</td><td style="text-align: right;">↘</td></tr> <tr><td style="text-align: right;">14:</td><td style="text-align: right;">*10.8</td><td style="text-align: right;">→</td></tr> <tr><td style="text-align: right;">15:</td><td style="text-align: right;">*10.9</td><td style="text-align: right;">↗</td></tr> <tr><td style="text-align: right;">16:</td><td style="text-align: right;">10.2</td><td style="text-align: right;">↗</td></tr> <tr><td style="text-align: right;">17:</td><td style="text-align: right;">*10.5</td><td style="text-align: right;">↘</td></tr> <tr><td style="text-align: right;">18:</td><td style="text-align: right;">10.4</td><td style="text-align: right;">↘</td></tr> <tr><td style="text-align: right;">19:</td><td style="text-align: right;">*10.9</td><td style="text-align: right;">↗</td></tr> <tr><td style="text-align: right;">20:</td><td style="text-align: right;">10.3</td><td style="text-align: right;">↑</td></tr> <tr><td colspan="2">Serie</td><td style="text-align: right;">100.0</td></tr> <tr><td colspan="2">Total</td><td style="text-align: right;">198.0</td></tr> </table>	11:	10.5	↘	12:	10.3	↘	13:	*10.5	↘	14:	*10.8	→	15:	*10.9	↗	16:	10.2	↗	17:	*10.5	↘	18:	10.4	↘	19:	*10.9	↗	20:	10.3	↑	Serie		100.0	Total		198.0
11:	10.5	↘																																			
12:	10.3	↘																																			
13:	*10.5	↘																																			
14:	*10.8	→																																			
15:	*10.9	↗																																			
16:	10.2	↗																																			
17:	*10.5	↘																																			
18:	10.4	↘																																			
19:	*10.9	↗																																			
20:	10.3	↑																																			
Serie		100.0																																			
Total		198.0																																			

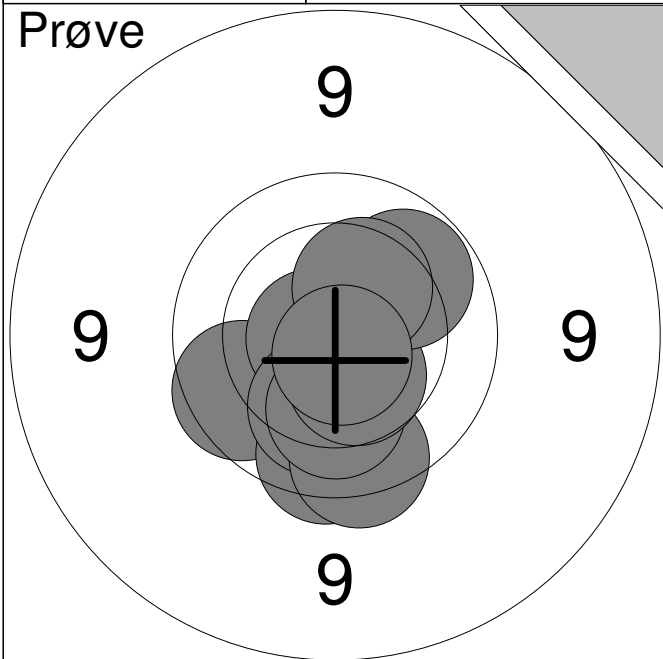
<p>Prøve</p>	<table style="width:100%; border-collapse: collapse;"> <tr><td style="text-align: right;">1:</td><td style="text-align: right;">9.5</td><td style="text-align: right;">→</td></tr> <tr><td style="text-align: right;">2:</td><td style="text-align: right;">10.1</td><td style="text-align: right;">→</td></tr> <tr><td style="text-align: right;">3:</td><td style="text-align: right;">10.1</td><td style="text-align: right;">←</td></tr> <tr><td style="text-align: right;">4:</td><td style="text-align: right;">10.3</td><td style="text-align: right;">↗</td></tr> <tr><td style="text-align: right;">5:</td><td style="text-align: right;">10.0</td><td style="text-align: right;">→</td></tr> <tr><td style="text-align: right;">6:</td><td style="text-align: right;">10.1</td><td style="text-align: right;">↖</td></tr> <tr><td style="text-align: right;">7:</td><td style="text-align: right;">*10.7</td><td style="text-align: right;">→</td></tr> </table> <table border="1" style="width:100%; border-collapse: collapse; margin-top: 5px;"> <tr> <td style="width:80%;">Serie</td> <td style="text-align: right;">69.0</td> </tr> <tr> <td>Total</td> <td style="text-align: right;">0.0</td> </tr> </table>	1:	9.5	→	2:	10.1	→	3:	10.1	←	4:	10.3	↗	5:	10.0	→	6:	10.1	↖	7:	*10.7	→	Serie	69.0	Total	0.0
1:	9.5	→																								
2:	10.1	→																								
3:	10.1	←																								
4:	10.3	↗																								
5:	10.0	→																								
6:	10.1	↖																								
7:	*10.7	→																								
Serie	69.0																									
Total	0.0																									

<p>20 Skud</p>	<table style="width:100%; border-collapse: collapse;"> <tr><td style="text-align: right;">1:</td><td style="text-align: right;">10.1</td><td style="text-align: right;">→</td></tr> <tr><td style="text-align: right;">2:</td><td style="text-align: right;">*10.5</td><td style="text-align: right;">↙</td></tr> <tr><td style="text-align: right;">3:</td><td style="text-align: right;">10.2</td><td style="text-align: right;">←</td></tr> <tr><td style="text-align: right;">4:</td><td style="text-align: right;">*10.7</td><td style="text-align: right;">↖</td></tr> <tr><td style="text-align: right;">5:</td><td style="text-align: right;">10.1</td><td style="text-align: right;">↗</td></tr> <tr><td style="text-align: right;">6:</td><td style="text-align: right;">*10.9</td><td style="text-align: right;">←</td></tr> <tr><td style="text-align: right;">7:</td><td style="text-align: right;">10.4</td><td style="text-align: right;">←</td></tr> <tr><td style="text-align: right;">8:</td><td style="text-align: right;">9.5</td><td style="text-align: right;">↙</td></tr> <tr><td style="text-align: right;">9:</td><td style="text-align: right;">*10.5</td><td style="text-align: right;">↖</td></tr> <tr><td style="text-align: right;">10:</td><td style="text-align: right;">10.1</td><td style="text-align: right;">→</td></tr> </table> <table border="1" style="width:100%; border-collapse: collapse; margin-top: 5px;"> <tr> <td style="width:80%;">Serie</td> <td style="text-align: right;">99.0</td> </tr> <tr> <td>Total</td> <td style="text-align: right;">99.0</td> </tr> </table>	1:	10.1	→	2:	*10.5	↙	3:	10.2	←	4:	*10.7	↖	5:	10.1	↗	6:	*10.9	←	7:	10.4	←	8:	9.5	↙	9:	*10.5	↖	10:	10.1	→	Serie	99.0	Total	99.0
1:	10.1	→																																	
2:	*10.5	↙																																	
3:	10.2	←																																	
4:	*10.7	↖																																	
5:	10.1	↗																																	
6:	*10.9	←																																	
7:	10.4	←																																	
8:	9.5	↙																																	
9:	*10.5	↖																																	
10:	10.1	→																																	
Serie	99.0																																		
Total	99.0																																		

<p>20 Skud</p>	<table style="width:100%; border-collapse: collapse;"> <tr><td style="text-align: right;">11:</td><td style="text-align: right;">10.3</td><td style="text-align: right;">↘</td></tr> <tr><td style="text-align: right;">12:</td><td style="text-align: right;">10.4</td><td style="text-align: right;">←</td></tr> <tr><td style="text-align: right;">13:</td><td style="text-align: right;">10.1</td><td style="text-align: right;">↗</td></tr> <tr><td style="text-align: right;">14:</td><td style="text-align: right;">*10.5</td><td style="text-align: right;">←</td></tr> <tr><td style="text-align: right;">15:</td><td style="text-align: right;">*10.7</td><td style="text-align: right;">↖</td></tr> <tr><td style="text-align: right;">16:</td><td style="text-align: right;">9.9</td><td style="text-align: right;">↙</td></tr> <tr><td style="text-align: right;">17:</td><td style="text-align: right;">*10.8</td><td style="text-align: right;">←</td></tr> <tr><td style="text-align: right;">18:</td><td style="text-align: right;">10.2</td><td style="text-align: right;">↗</td></tr> <tr><td style="text-align: right;">19:</td><td style="text-align: right;">*10.7</td><td style="text-align: right;">↘</td></tr> <tr><td style="text-align: right;">20:</td><td style="text-align: right;">10.1</td><td style="text-align: right;">←</td></tr> </table> <table border="1" style="width:100%; border-collapse: collapse; margin-top: 5px;"> <tr> <td style="width:80%;">Serie</td> <td style="text-align: right;">99.0</td> </tr> <tr> <td>Total</td> <td style="text-align: right;">198.0</td> </tr> </table>	11:	10.3	↘	12:	10.4	←	13:	10.1	↗	14:	*10.5	←	15:	*10.7	↖	16:	9.9	↙	17:	*10.8	←	18:	10.2	↗	19:	*10.7	↘	20:	10.1	←	Serie	99.0	Total	198.0
11:	10.3	↘																																	
12:	10.4	←																																	
13:	10.1	↗																																	
14:	*10.5	←																																	
15:	*10.7	↖																																	
16:	9.9	↙																																	
17:	*10.8	←																																	
18:	10.2	↗																																	
19:	*10.7	↘																																	
20:	10.1	←																																	
Serie	99.0																																		
Total	198.0																																		

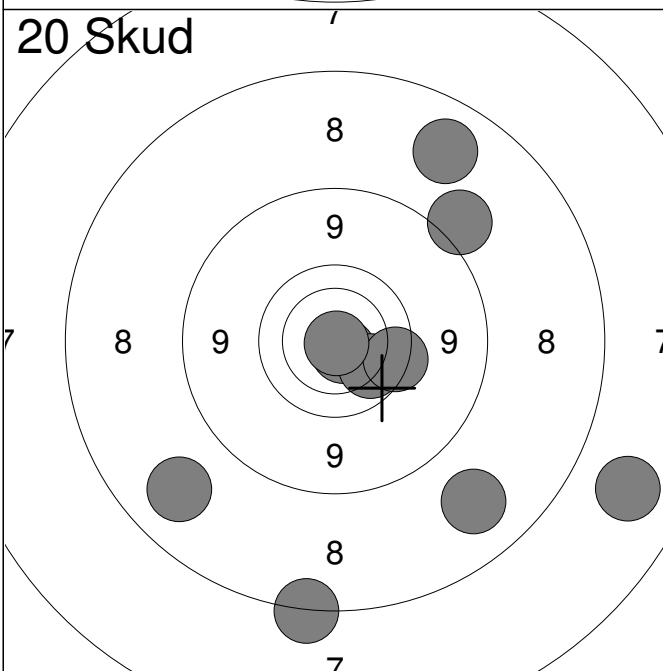
Hold
3

Skive
7



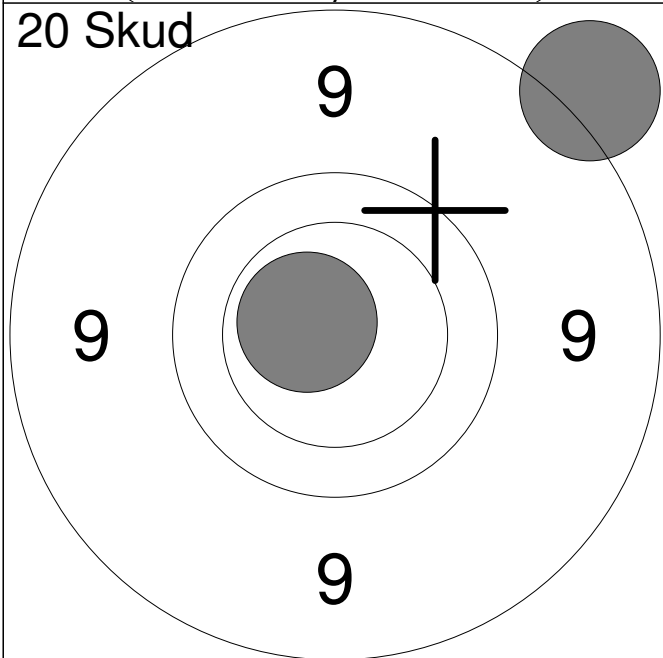
1:	9.9	↙
2:	*10.7	←
3:	9.8	↓
4:	10.2	↓
5:	9.8	↓
6:	10.2	↓
7:	10.5	↓
8:	10.0	↗
9:	10.4	↗
10:	*10.7	↓

Serie	97.0
Total	0.0



1:	*10.7	↘
2:	10.0	↘
3:	9.7	→
4:	8.1	↗
5:	8.2	↘
6:	7.2	↘
7:	*10.9	↘
8:	7.7	↓
9:	8.1	↙
10:	8.5	↗

Serie	85.0
Total	85.0



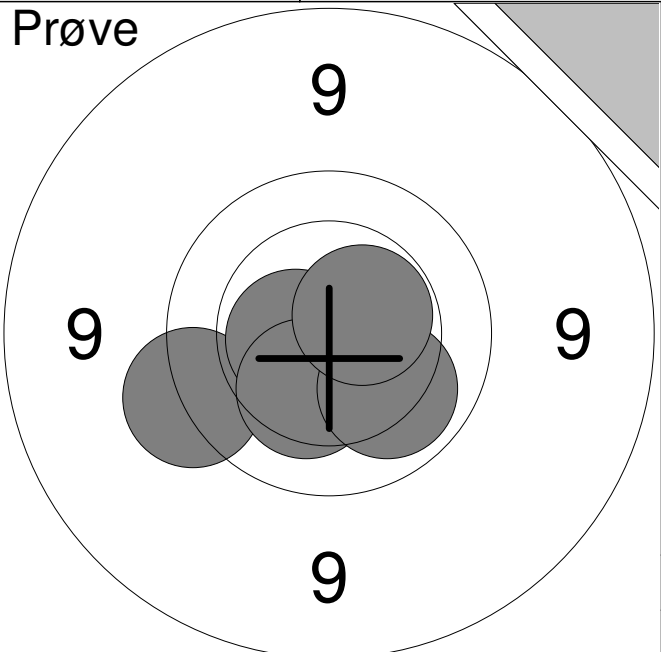
11:	*10.6	↙
12:	8.6	↗

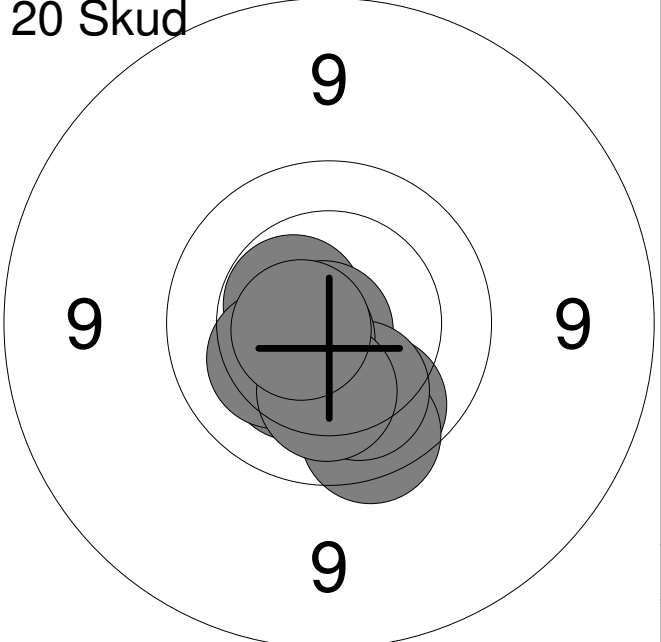
Serie	18.0
Total	103.0

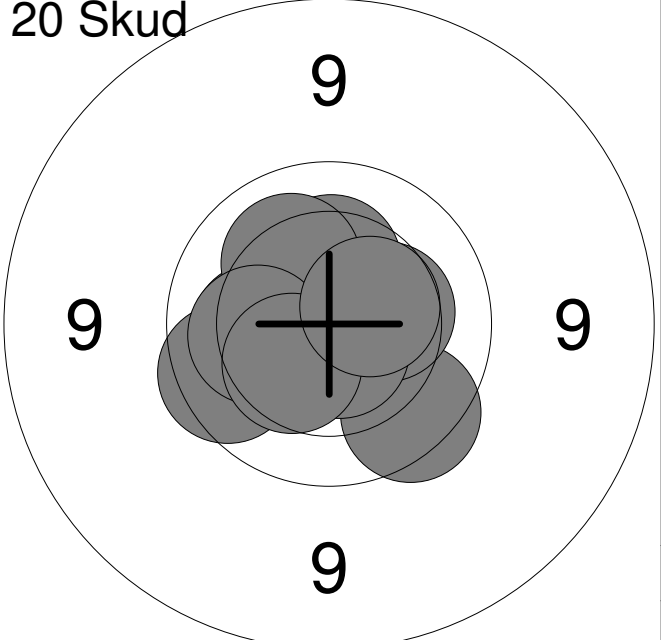
<p>Prøve</p>	<table style="width:100%; border-collapse: collapse;"> <tr><td>1:</td><td>*10.6</td><td>↗</td></tr> <tr><td>2:</td><td>10.0</td><td>↗</td></tr> <tr><td>3:</td><td>9.8</td><td>→</td></tr> <tr><td>4:</td><td>9.6</td><td>←</td></tr> <tr><td>5:</td><td>9.2</td><td>→</td></tr> <tr><td>6:</td><td>10.2</td><td>↗</td></tr> <tr><td>7:</td><td>9.4</td><td>↘</td></tr> <tr><td>8:</td><td>*10.5</td><td>↗</td></tr> <tr><td>9:</td><td>9.6</td><td>↗</td></tr> <tr><td>10:</td><td>10.3</td><td>↗</td></tr> </table>	1:	*10.6	↗	2:	10.0	↗	3:	9.8	→	4:	9.6	←	5:	9.2	→	6:	10.2	↗	7:	9.4	↘	8:	*10.5	↗	9:	9.6	↗	10:	10.3	↗
1:	*10.6	↗																													
2:	10.0	↗																													
3:	9.8	→																													
4:	9.6	←																													
5:	9.2	→																													
6:	10.2	↗																													
7:	9.4	↘																													
8:	*10.5	↗																													
9:	9.6	↗																													
10:	10.3	↗																													
Serie		95.0																													
Total		0.0																													

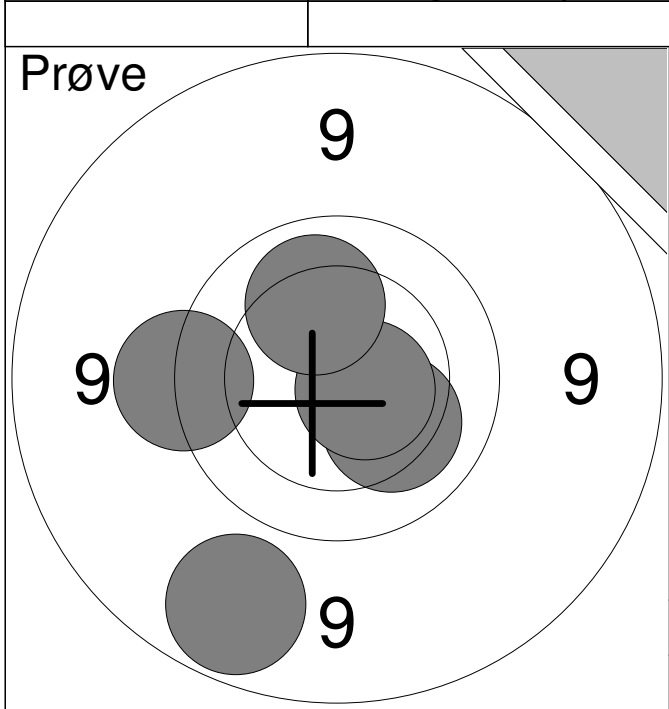
<p>20 Skud</p>	<table style="width:100%; border-collapse: collapse;"> <tr><td>1:</td><td>9.9</td><td>→</td></tr> <tr><td>2:</td><td>*10.7</td><td>←</td></tr> <tr><td>3:</td><td>9.5</td><td>↓</td></tr> <tr><td>4:</td><td>10.1</td><td>→</td></tr> <tr><td>5:</td><td>10.2</td><td>↓</td></tr> <tr><td>6:</td><td>9.0</td><td>↓</td></tr> <tr><td>7:</td><td>9.9</td><td>↓</td></tr> <tr><td>8:</td><td>10.5</td><td>←</td></tr> <tr><td>9:</td><td>9.7</td><td>↓</td></tr> <tr><td>10:</td><td>10.0</td><td>↓</td></tr> </table>	1:	9.9	→	2:	*10.7	←	3:	9.5	↓	4:	10.1	→	5:	10.2	↓	6:	9.0	↓	7:	9.9	↓	8:	10.5	←	9:	9.7	↓	10:	10.0	↓
1:	9.9	→																													
2:	*10.7	←																													
3:	9.5	↓																													
4:	10.1	→																													
5:	10.2	↓																													
6:	9.0	↓																													
7:	9.9	↓																													
8:	10.5	←																													
9:	9.7	↓																													
10:	10.0	↓																													
Serie		95.0																													
Total		95.0																													

<p>20 Skud</p>	<table style="width:100%; border-collapse: collapse;"> <tr><td>11:</td><td>*10.5</td><td>↑</td></tr> <tr><td>12:</td><td>10.5</td><td>↖</td></tr> <tr><td>13:</td><td>10.2</td><td>↖</td></tr> <tr><td>14:</td><td>9.9</td><td>↖</td></tr> <tr><td>15:</td><td>9.5</td><td>↓</td></tr> <tr><td>16:</td><td>9.6</td><td>→</td></tr> <tr><td>17:</td><td>9.8</td><td>→</td></tr> <tr><td>18:</td><td>9.8</td><td>↖</td></tr> <tr><td>19:</td><td>10.0</td><td>↖</td></tr> <tr><td>20:</td><td>10.3</td><td>↗</td></tr> </table>	11:	*10.5	↑	12:	10.5	↖	13:	10.2	↖	14:	9.9	↖	15:	9.5	↓	16:	9.6	→	17:	9.8	→	18:	9.8	↖	19:	10.0	↖	20:	10.3	↗
11:	*10.5	↑																													
12:	10.5	↖																													
13:	10.2	↖																													
14:	9.9	↖																													
15:	9.5	↓																													
16:	9.6	→																													
17:	9.8	→																													
18:	9.8	↖																													
19:	10.0	↖																													
20:	10.3	↗																													
Serie		95.0																													
Total		190.0																													

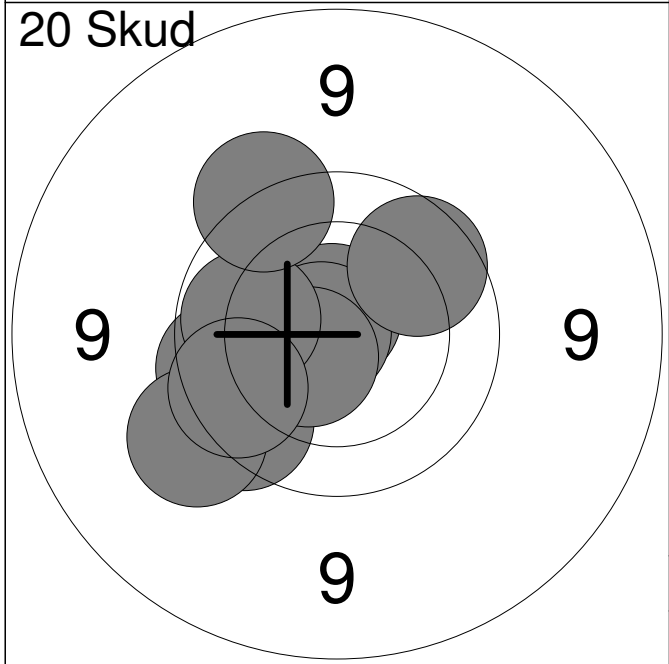
<p>Prøve</p> 	<table style="width:100%; border-collapse: collapse;"> <tr><td style="width:10%;">1:</td><td style="width:20%;">9.6</td><td style="width:10%; text-align: right;">←</td></tr> <tr><td>2:</td><td>*10.6</td><td style="text-align: right;">←</td></tr> <tr><td>3:</td><td>10.3</td><td style="text-align: right;">↓</td></tr> <tr><td>4:</td><td>10.1</td><td style="text-align: right;">↓</td></tr> <tr><td>5:</td><td>*10.5</td><td style="text-align: right;">↗</td></tr> </table> <table border="1" style="width:100%; border-collapse: collapse; margin-top: 5px;"> <tr> <td style="width:80%;">Serie</td> <td style="width:20%; text-align: right;">49.0</td> </tr> <tr> <td>Total</td> <td style="text-align: right;">0.0</td> </tr> </table>	1:	9.6	←	2:	*10.6	←	3:	10.3	↓	4:	10.1	↓	5:	*10.5	↗	Serie	49.0	Total	0.0
1:	9.6	←																		
2:	*10.6	←																		
3:	10.3	↓																		
4:	10.1	↓																		
5:	*10.5	↗																		
Serie	49.0																			
Total	0.0																			

<p>20 Skud</p> 	<table style="width:100%; border-collapse: collapse;"> <tr><td style="width:10%;">1:</td><td style="width:20%;">*10.5</td><td style="width:10%; text-align: right;">↖</td></tr> <tr><td>2:</td><td>*10.8</td><td style="text-align: right;">↓</td></tr> <tr><td>3:</td><td>9.9</td><td style="text-align: right;">↓</td></tr> <tr><td>4:</td><td>9.8</td><td style="text-align: right;">↓</td></tr> <tr><td>5:</td><td>10.1</td><td style="text-align: right;">↓</td></tr> <tr><td>6:</td><td>*10.6</td><td style="text-align: right;">↖</td></tr> <tr><td>7:</td><td>10.3</td><td style="text-align: right;">↖</td></tr> <tr><td>8:</td><td>10.3</td><td style="text-align: right;">↖</td></tr> <tr><td>9:</td><td>10.2</td><td style="text-align: right;">↓</td></tr> <tr><td>10:</td><td>*10.6</td><td style="text-align: right;">←</td></tr> </table> <table border="1" style="width:100%; border-collapse: collapse; margin-top: 5px;"> <tr> <td style="width:80%;">Serie</td> <td style="width:20%; text-align: right;">98.0</td> </tr> <tr> <td>Total</td> <td style="text-align: right;">98.0</td> </tr> </table>	1:	*10.5	↖	2:	*10.8	↓	3:	9.9	↓	4:	9.8	↓	5:	10.1	↓	6:	*10.6	↖	7:	10.3	↖	8:	10.3	↖	9:	10.2	↓	10:	*10.6	←	Serie	98.0	Total	98.0
1:	*10.5	↖																																	
2:	*10.8	↓																																	
3:	9.9	↓																																	
4:	9.8	↓																																	
5:	10.1	↓																																	
6:	*10.6	↖																																	
7:	10.3	↖																																	
8:	10.3	↖																																	
9:	10.2	↓																																	
10:	*10.6	←																																	
Serie	98.0																																		
Total	98.0																																		

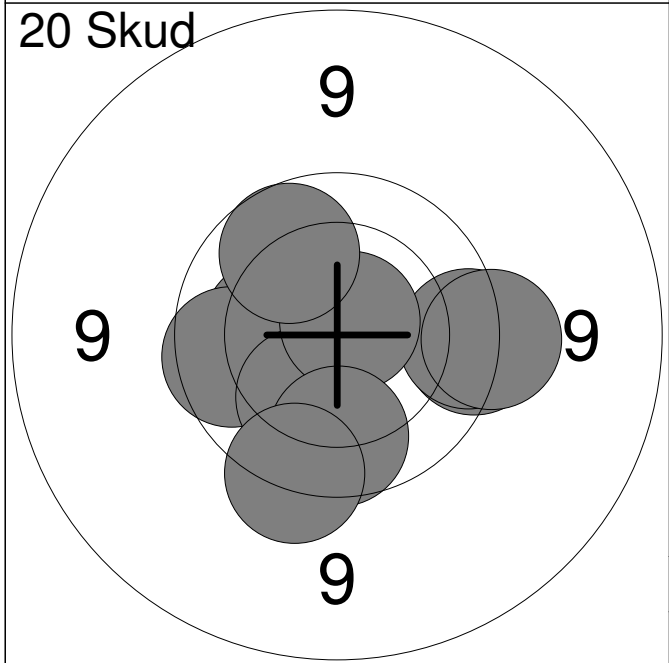
<p>20 Skud</p> 	<table style="width:100%; border-collapse: collapse;"> <tr><td style="width:10%;">11:</td><td style="width:20%;">9.8</td><td style="width:10%; text-align: right;">←</td></tr> <tr><td>12:</td><td>10.3</td><td style="text-align: right;">↑</td></tr> <tr><td>13:</td><td>10.2</td><td style="text-align: right;">←</td></tr> <tr><td>14:</td><td>9.8</td><td style="text-align: right;">↓</td></tr> <tr><td>15:</td><td>10.3</td><td style="text-align: right;">→</td></tr> <tr><td>16:</td><td>*10.7</td><td style="text-align: right;">↓</td></tr> <tr><td>17:</td><td>10.2</td><td style="text-align: right;">↗</td></tr> <tr><td>18:</td><td>10.2</td><td style="text-align: right;">←</td></tr> <tr><td>19:</td><td>10.4</td><td style="text-align: right;">↖</td></tr> <tr><td>20:</td><td>10.5</td><td style="text-align: right;">↗</td></tr> </table> <table border="1" style="width:100%; border-collapse: collapse; margin-top: 5px;"> <tr> <td style="width:80%;">Serie</td> <td style="width:20%; text-align: right;">98.0</td> </tr> <tr> <td>Total</td> <td style="text-align: right;">196.0</td> </tr> </table>	11:	9.8	←	12:	10.3	↑	13:	10.2	←	14:	9.8	↓	15:	10.3	→	16:	*10.7	↓	17:	10.2	↗	18:	10.2	←	19:	10.4	↖	20:	10.5	↗	Serie	98.0	Total	196.0
11:	9.8	←																																	
12:	10.3	↑																																	
13:	10.2	←																																	
14:	9.8	↓																																	
15:	10.3	→																																	
16:	*10.7	↓																																	
17:	10.2	↗																																	
18:	10.2	←																																	
19:	10.4	↖																																	
20:	10.5	↗																																	
Serie	98.0																																		
Total	196.0																																		



1:	9.0	↙
2:	10.2	↘
3:	*10.6	→
4:	9.6	←
5:	10.1	↗
Serie		48.0
Total		0.0



1:	*10.7	↖
2:	9.7	↘
3:	*10.8	←
4:	*10.6	↙
5:	9.8	←
6:	10.0	←
7:	9.5	↙
8:	9.6	↗
9:	9.9	↗
10:	9.8	↙
Serie		94.0
Total		94.0

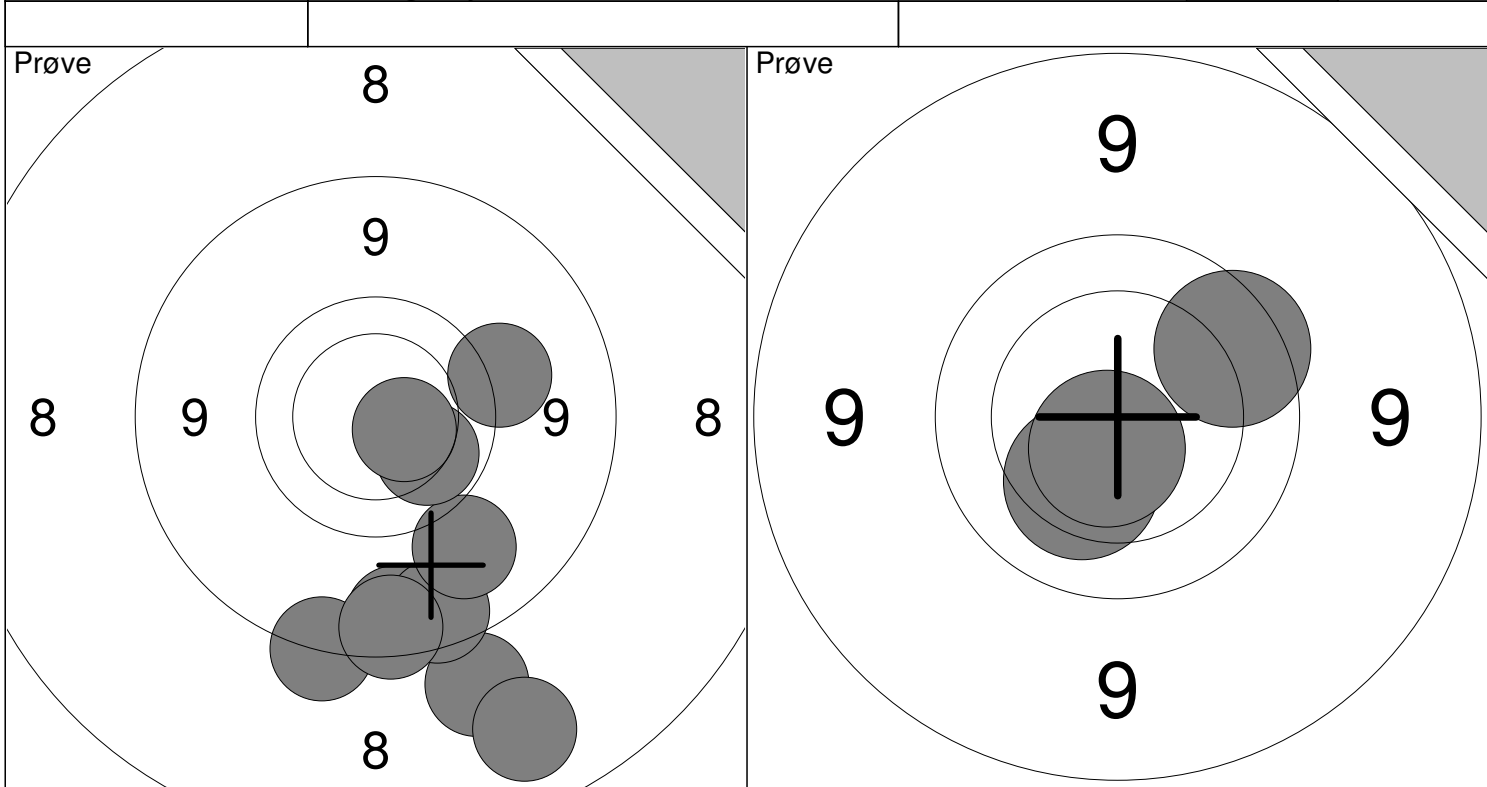


11:	10.3	←
12:	9.7	→
13:	9.7	→
14:	9.9	←
15:	9.6	→
16:	10.2	↙
17:	*10.7	↗
18:	9.9	↗
19:	9.9	↓
20:	9.6	↙
Serie		93.0
Total		187.0

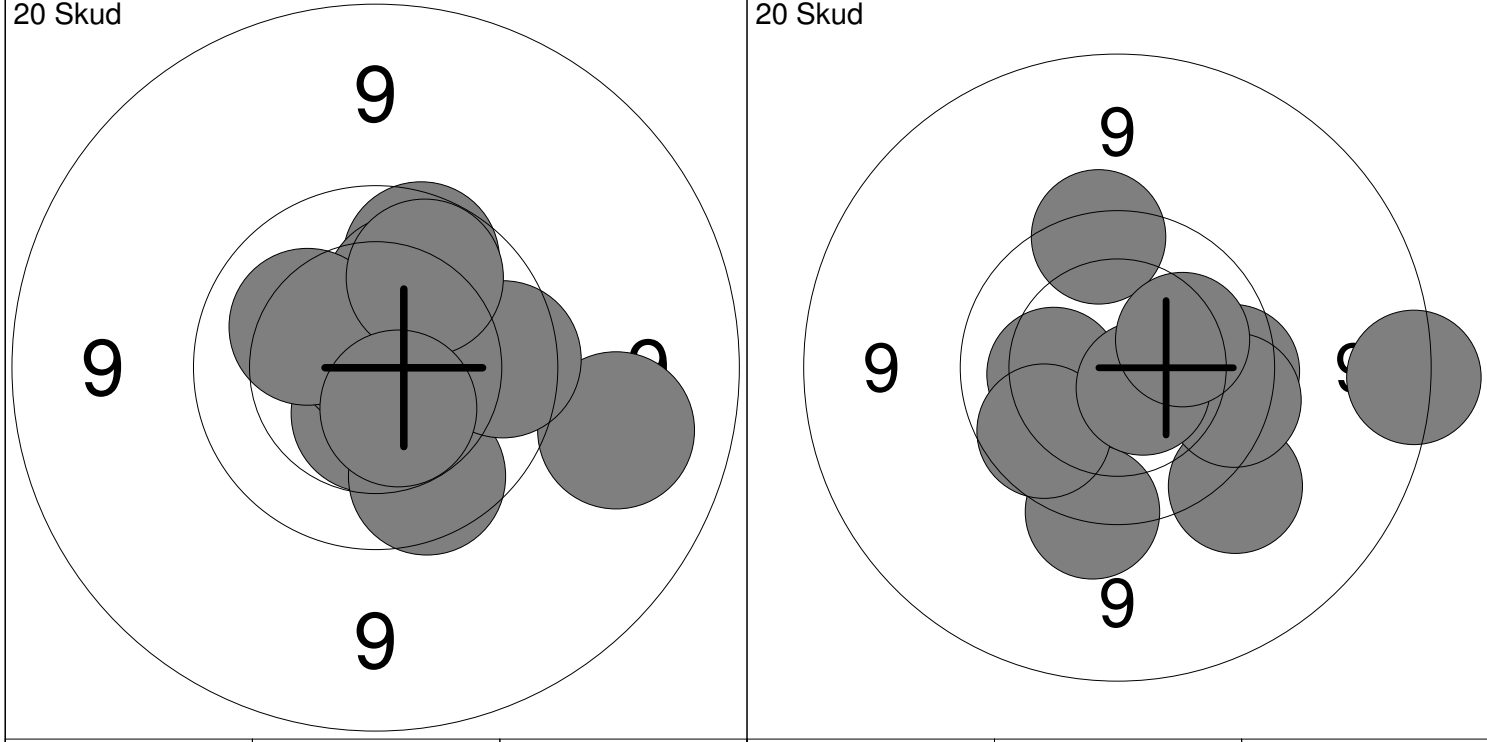
<p>Prøve</p>	<table style="width:100%; border-collapse: collapse;"> <tr><td>1:</td><td>8.7</td><td>↙</td></tr> <tr><td>2:</td><td>8.8</td><td>↙</td></tr> <tr><td>3:</td><td>9.5</td><td>↙</td></tr> <tr><td>4:</td><td>10.1</td><td>→</td></tr> <tr><td>5:</td><td>9.3</td><td>←</td></tr> <tr><td>6:</td><td>9.4</td><td>←</td></tr> <tr><td>7:</td><td>9.6</td><td>←</td></tr> <tr><td>8:</td><td>9.7</td><td>↙</td></tr> <tr><td>9:</td><td>*10.5</td><td>↙</td></tr> <tr><td>10:</td><td>9.9</td><td>↙</td></tr> <tr style="border-top: 1px solid black;"><td colspan="2">Serie</td><td>90.0</td></tr> <tr><td colspan="2">Total</td><td>0.0</td></tr> </table>	1:	8.7	↙	2:	8.8	↙	3:	9.5	↙	4:	10.1	→	5:	9.3	←	6:	9.4	←	7:	9.6	←	8:	9.7	↙	9:	*10.5	↙	10:	9.9	↙	Serie		90.0	Total		0.0
1:	8.7	↙																																			
2:	8.8	↙																																			
3:	9.5	↙																																			
4:	10.1	→																																			
5:	9.3	←																																			
6:	9.4	←																																			
7:	9.6	←																																			
8:	9.7	↙																																			
9:	*10.5	↙																																			
10:	9.9	↙																																			
Serie		90.0																																			
Total		0.0																																			

<p>20 Skud</p>	<table style="width:100%; border-collapse: collapse;"> <tr><td>1:</td><td>9.9</td><td>↙</td></tr> <tr><td>2:</td><td>10.1</td><td>↗</td></tr> <tr><td>3:</td><td>9.7</td><td>↗</td></tr> <tr><td>4:</td><td>10.4</td><td>↙</td></tr> <tr><td>5:</td><td>10.3</td><td>↗</td></tr> <tr><td>6:</td><td>9.8</td><td>↗</td></tr> <tr><td>7:</td><td>9.8</td><td>→</td></tr> <tr><td>8:</td><td>*10.6</td><td>↙</td></tr> <tr><td>9:</td><td>9.5</td><td>↙</td></tr> <tr><td>10:</td><td>10.2</td><td>↗</td></tr> <tr style="border-top: 1px solid black;"><td colspan="2">Serie</td><td>95.0</td></tr> <tr><td colspan="2">Total</td><td>95.0</td></tr> </table>	1:	9.9	↙	2:	10.1	↗	3:	9.7	↗	4:	10.4	↙	5:	10.3	↗	6:	9.8	↗	7:	9.8	→	8:	*10.6	↙	9:	9.5	↙	10:	10.2	↗	Serie		95.0	Total		95.0
1:	9.9	↙																																			
2:	10.1	↗																																			
3:	9.7	↗																																			
4:	10.4	↙																																			
5:	10.3	↗																																			
6:	9.8	↗																																			
7:	9.8	→																																			
8:	*10.6	↙																																			
9:	9.5	↙																																			
10:	10.2	↗																																			
Serie		95.0																																			
Total		95.0																																			

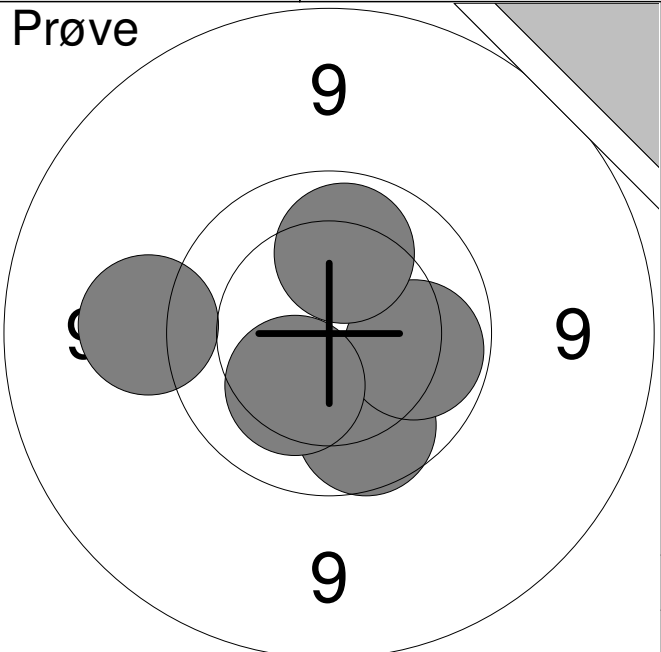
<p>20 Skud</p>	<table style="width:100%; border-collapse: collapse;"> <tr><td>11:</td><td>*10.7</td><td>↙</td></tr> <tr><td>12:</td><td>10.3</td><td>↙</td></tr> <tr><td>13:</td><td>9.7</td><td>→</td></tr> <tr><td>14:</td><td>9.8</td><td>↙</td></tr> <tr><td>15:</td><td>9.8</td><td>↙</td></tr> <tr><td>16:</td><td>10.1</td><td>→</td></tr> <tr><td>17:</td><td>*10.9</td><td>↗</td></tr> <tr><td>18:</td><td>9.9</td><td>↙</td></tr> <tr><td>19:</td><td>*10.6</td><td>→</td></tr> <tr><td>20:</td><td>*10.5</td><td>→</td></tr> <tr style="border-top: 1px solid black;"><td colspan="2">Serie</td><td>96.0</td></tr> <tr><td colspan="2">Total</td><td>191.0</td></tr> </table>	11:	*10.7	↙	12:	10.3	↙	13:	9.7	→	14:	9.8	↙	15:	9.8	↙	16:	10.1	→	17:	*10.9	↗	18:	9.9	↙	19:	*10.6	→	20:	*10.5	→	Serie		96.0	Total		191.0
11:	*10.7	↙																																			
12:	10.3	↙																																			
13:	9.7	→																																			
14:	9.8	↙																																			
15:	9.8	↙																																			
16:	10.1	→																																			
17:	*10.9	↗																																			
18:	9.9	↙																																			
19:	*10.6	→																																			
20:	*10.5	→																																			
Serie		96.0																																			
Total		191.0																																			

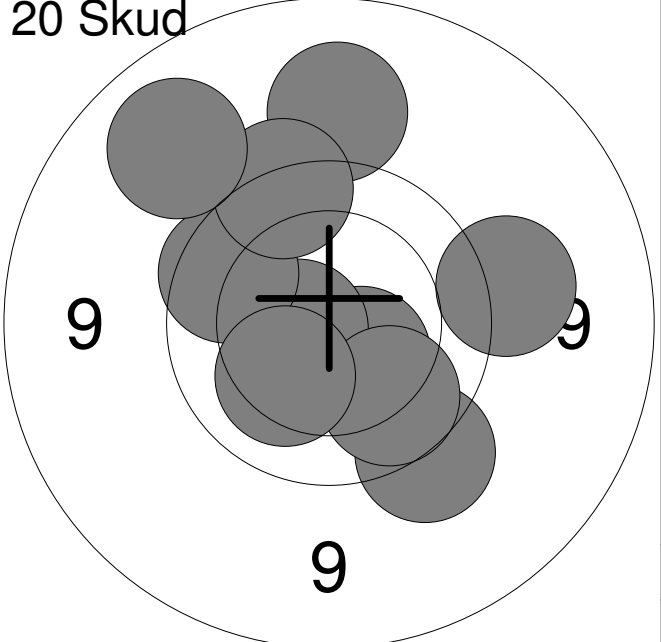


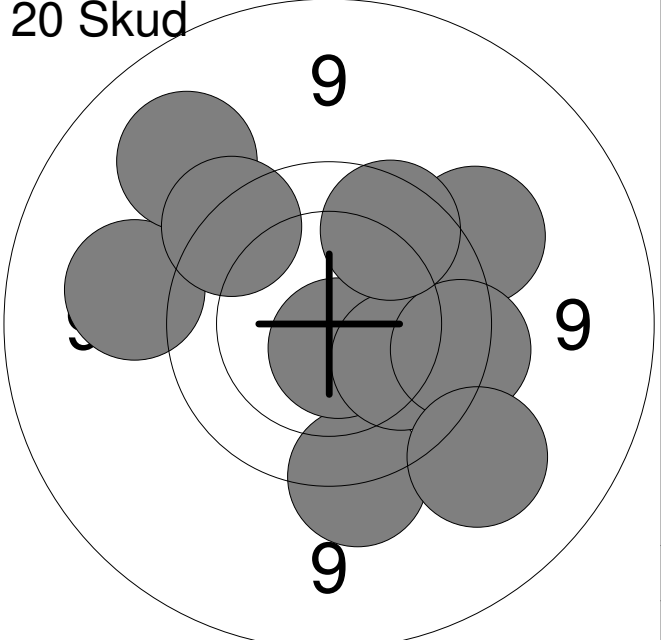
1: 8.4 ↓	6: 8.8 ↓	Serie	86.0	11: 9.8 ↗	Serie	29.0
2: 8.1 ↓	7: 9.2 ↓			12: 10.2 ↓		
3: 8.9 ↓	8: 10.0 ↓	Total	0.0	13: *10.6 ↓	Total	0.0
4: 8.9 ↓	9: 10.5 ↘			10: 9.4 →		
5: 8.7 ↓						



1: *10.5 ↓	6: 10.2 ↗	Serie	96.0	11: 9.6 ↓	16: 9.7 →	Serie	92.0
2: 9.9 ↓	7: 10.2 ↖			12: 8.7 →	17: 9.9 ↙		
3: 9.9 ↗	8: 9.8 →	Total	96.0	13: 9.5 ↓	18: 9.7 ↗	Total	188.0
4: *10.8 ↗	9: 10.0 ↗			14: 10.2 ←	19: *10.6 ↓		
5: 9.2 →	10: *10.5 ↓			15: 9.8 →	20: 10.2 ↗		

<p>Prøve</p> 	<table style="width:100%; border-collapse: collapse;"> <tr><td style="width:10%;">1:</td><td style="width:10%;">9.4</td><td style="width:10%; text-align: center;">←</td></tr> <tr><td>2:</td><td>9.9</td><td style="text-align: center;">↓</td></tr> <tr><td>3:</td><td>10.0</td><td style="text-align: center;">→</td></tr> <tr><td>4:</td><td>10.3</td><td style="text-align: center;">↙</td></tr> <tr><td>5:</td><td>10.1</td><td style="text-align: center;">↑</td></tr> </table>	1:	9.4	←	2:	9.9	↓	3:	10.0	→	4:	10.3	↙	5:	10.1	↑
1:	9.4	←														
2:	9.9	↓														
3:	10.0	→														
4:	10.3	↙														
5:	10.1	↑														
<table style="width:100%; border-collapse: collapse;"> <tr> <td style="width:10%;">Serie</td> <td style="width:80%;"></td> <td style="width:10%; text-align: right;">48.0</td> </tr> <tr> <td>Total</td> <td></td> <td style="text-align: right;">0.0</td> </tr> </table>		Serie		48.0	Total		0.0									
Serie		48.0														
Total		0.0														

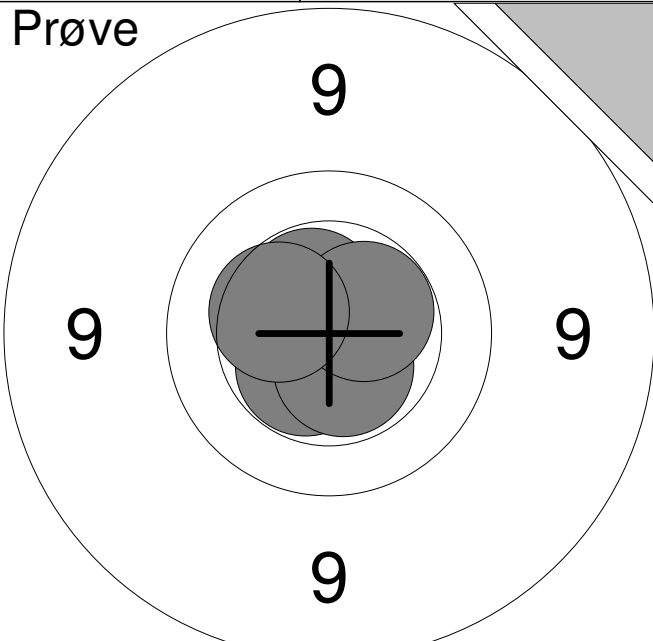
<p>20 Skud</p> 	<table style="width:100%; border-collapse: collapse;"> <tr><td style="width:10%;">1:</td><td style="width:10%;">10.5</td><td style="width:10%; text-align: center;">↘</td></tr> <tr><td>2:</td><td>*10.6</td><td style="text-align: center;">←</td></tr> <tr><td>3:</td><td>9.5</td><td style="text-align: center;">↘</td></tr> <tr><td>4:</td><td>9.4</td><td style="text-align: center;">→</td></tr> <tr><td>5:</td><td>9.9</td><td style="text-align: center;">↘</td></tr> <tr><td>6:</td><td>9.2</td><td style="text-align: center;">↑</td></tr> <tr><td>7:</td><td>9.8</td><td style="text-align: center;">↗</td></tr> <tr><td>8:</td><td>9.6</td><td style="text-align: center;">↗</td></tr> <tr><td>9:</td><td>9.1</td><td style="text-align: center;">↗</td></tr> <tr><td>10:</td><td>10.2</td><td style="text-align: center;">↘</td></tr> </table>	1:	10.5	↘	2:	*10.6	←	3:	9.5	↘	4:	9.4	→	5:	9.9	↘	6:	9.2	↑	7:	9.8	↗	8:	9.6	↗	9:	9.1	↗	10:	10.2	↘
1:	10.5	↘																													
2:	*10.6	←																													
3:	9.5	↘																													
4:	9.4	→																													
5:	9.9	↘																													
6:	9.2	↑																													
7:	9.8	↗																													
8:	9.6	↗																													
9:	9.1	↗																													
10:	10.2	↘																													
<table style="width:100%; border-collapse: collapse;"> <tr> <td style="width:10%;">Serie</td> <td style="width:80%;"></td> <td style="width:10%; text-align: right;">93.0</td> </tr> <tr> <td>Total</td> <td></td> <td style="text-align: right;">93.0</td> </tr> </table>		Serie		93.0	Total		93.0																								
Serie		93.0																													
Total		93.0																													

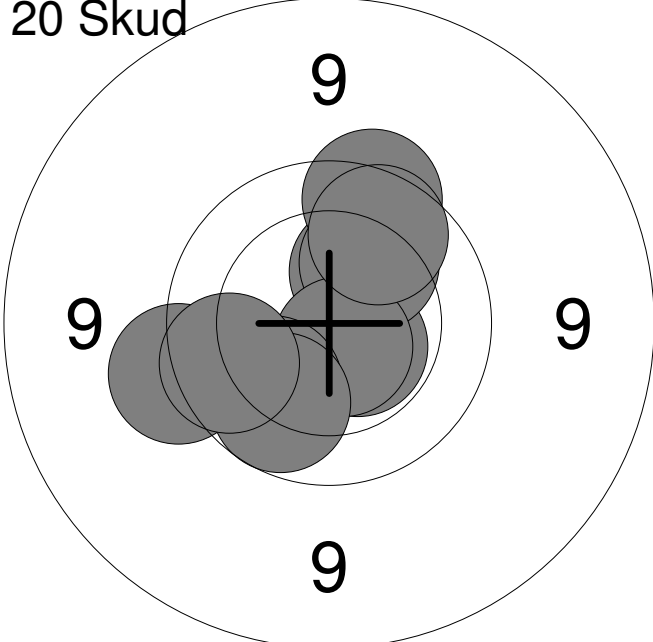
<p>20 Skud</p> 	<table style="width:100%; border-collapse: collapse;"> <tr><td style="width:10%;">11:</td><td style="width:10%;">9.6</td><td style="width:10%; text-align: center;">↘</td></tr> <tr><td>12:</td><td>*10.7</td><td style="text-align: center;">↘</td></tr> <tr><td>13:</td><td>9.5</td><td style="text-align: center;">↗</td></tr> <tr><td>14:</td><td>10.1</td><td style="text-align: center;">↘</td></tr> <tr><td>15:</td><td>9.7</td><td style="text-align: center;">→</td></tr> <tr><td>16:</td><td>9.3</td><td style="text-align: center;">↑</td></tr> <tr><td>17:</td><td>9.2</td><td style="text-align: center;">↗</td></tr> <tr><td>18:</td><td>9.3</td><td style="text-align: center;">↘</td></tr> <tr><td>19:</td><td>9.8</td><td style="text-align: center;">↗</td></tr> <tr><td>20:</td><td>9.7</td><td style="text-align: center;">↗</td></tr> </table>	11:	9.6	↘	12:	*10.7	↘	13:	9.5	↗	14:	10.1	↘	15:	9.7	→	16:	9.3	↑	17:	9.2	↗	18:	9.3	↘	19:	9.8	↗	20:	9.7	↗
11:	9.6	↘																													
12:	*10.7	↘																													
13:	9.5	↗																													
14:	10.1	↘																													
15:	9.7	→																													
16:	9.3	↑																													
17:	9.2	↗																													
18:	9.3	↘																													
19:	9.8	↗																													
20:	9.7	↗																													
<table style="width:100%; border-collapse: collapse;"> <tr> <td style="width:10%;">Serie</td> <td style="width:80%;"></td> <td style="width:10%; text-align: right;">92.0</td> </tr> <tr> <td>Total</td> <td></td> <td style="text-align: right;">185.0</td> </tr> </table>		Serie		92.0	Total		185.0																								
Serie		92.0																													
Total		185.0																													

<p>Prøve</p>	<table style="width:100%; border-collapse: collapse;"> <tr><td style="width:10%;">1:</td><td style="width:40%;">10.2</td><td style="width:10%; text-align:center;">↗</td></tr> <tr><td>2:</td><td>10.3</td><td style="text-align:center;">↓</td></tr> <tr><td>3:</td><td>*10.8</td><td style="text-align:center;">→</td></tr> <tr><td>4:</td><td>10.4</td><td style="text-align:center;">↖</td></tr> <tr><td>5:</td><td>9.8</td><td style="text-align:center;">→</td></tr> </table> <table border="1" style="width:100%; border-collapse: collapse; margin-top: 5px;"> <tr> <td style="width:80%;">Serie</td> <td style="text-align:right;">49.0</td> </tr> <tr> <td>Total</td> <td style="text-align:right;">0.0</td> </tr> </table>	1:	10.2	↗	2:	10.3	↓	3:	*10.8	→	4:	10.4	↖	5:	9.8	→	Serie	49.0	Total	0.0
1:	10.2	↗																		
2:	10.3	↓																		
3:	*10.8	→																		
4:	10.4	↖																		
5:	9.8	→																		
Serie	49.0																			
Total	0.0																			

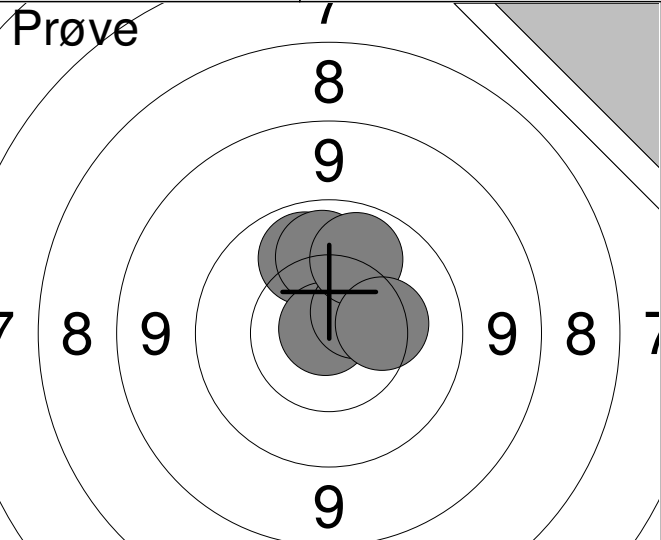
<p>20 Skud</p>	<table style="width:100%; border-collapse: collapse;"> <tr><td style="width:10%;">1:</td><td style="width:40%;">*10.8</td><td style="width:10%; text-align:center;">↑</td></tr> <tr><td>2:</td><td>*10.6</td><td style="text-align:center;">↓</td></tr> <tr><td>3:</td><td>*10.5</td><td style="text-align:center;">↑</td></tr> <tr><td>4:</td><td>*10.7</td><td style="text-align:center;">↖</td></tr> <tr><td>5:</td><td>9.7</td><td style="text-align:center;">↓</td></tr> <tr><td>6:</td><td>10.0</td><td style="text-align:center;">←</td></tr> <tr><td>7:</td><td>10.5</td><td style="text-align:center;">↗</td></tr> <tr><td>8:</td><td>10.0</td><td style="text-align:center;">→</td></tr> <tr><td>9:</td><td>9.7</td><td style="text-align:center;">↓</td></tr> <tr><td>10:</td><td>*10.7</td><td style="text-align:center;">↑</td></tr> </table> <table border="1" style="width:100%; border-collapse: collapse; margin-top: 5px;"> <tr> <td style="width:80%;">Serie</td> <td style="text-align:right;">98.0</td> </tr> <tr> <td>Total</td> <td style="text-align:right;">98.0</td> </tr> </table>	1:	*10.8	↑	2:	*10.6	↓	3:	*10.5	↑	4:	*10.7	↖	5:	9.7	↓	6:	10.0	←	7:	10.5	↗	8:	10.0	→	9:	9.7	↓	10:	*10.7	↑	Serie	98.0	Total	98.0
1:	*10.8	↑																																	
2:	*10.6	↓																																	
3:	*10.5	↑																																	
4:	*10.7	↖																																	
5:	9.7	↓																																	
6:	10.0	←																																	
7:	10.5	↗																																	
8:	10.0	→																																	
9:	9.7	↓																																	
10:	*10.7	↑																																	
Serie	98.0																																		
Total	98.0																																		

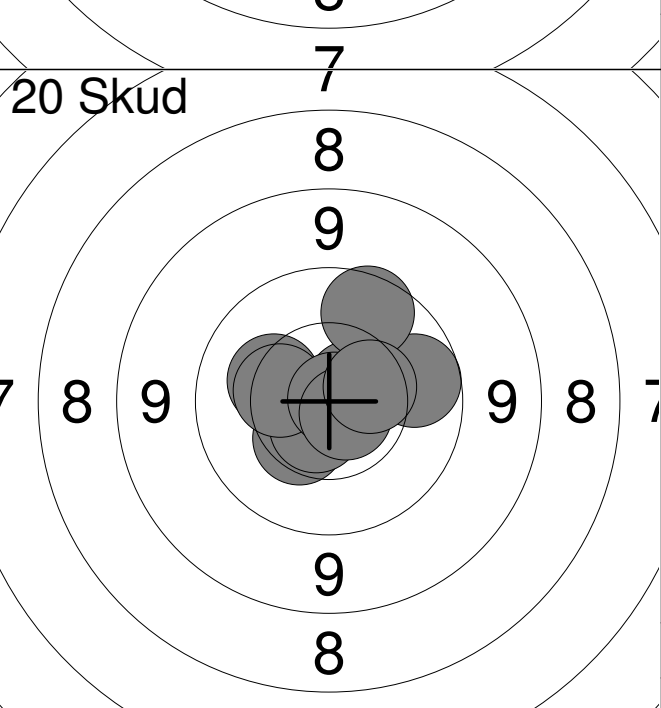
<p>20 Skud</p>	<table style="width:100%; border-collapse: collapse;"> <tr><td style="width:10%;">11:</td><td style="width:40%;">*10.7</td><td style="width:10%; text-align:center;">↗</td></tr> <tr><td>12:</td><td>10.0</td><td style="text-align:center;">↓</td></tr> <tr><td>13:</td><td>9.8</td><td style="text-align:center;">↗</td></tr> <tr><td>14:</td><td>10.2</td><td style="text-align:center;">↗</td></tr> <tr><td>15:</td><td>10.4</td><td style="text-align:center;">→</td></tr> <tr><td>16:</td><td>10.4</td><td style="text-align:center;">↗</td></tr> <tr><td>17:</td><td>9.8</td><td style="text-align:center;">↓</td></tr> <tr><td>18:</td><td>9.8</td><td style="text-align:center;">↗</td></tr> <tr><td>19:</td><td>*10.6</td><td style="text-align:center;">↓</td></tr> <tr><td>20:</td><td>9.6</td><td style="text-align:center;">→</td></tr> </table> <table border="1" style="width:100%; border-collapse: collapse; margin-top: 5px;"> <tr> <td style="width:80%;">Serie</td> <td style="text-align:right;">96.0</td> </tr> <tr> <td>Total</td> <td style="text-align:right;">194.0</td> </tr> </table>	11:	*10.7	↗	12:	10.0	↓	13:	9.8	↗	14:	10.2	↗	15:	10.4	→	16:	10.4	↗	17:	9.8	↓	18:	9.8	↗	19:	*10.6	↓	20:	9.6	→	Serie	96.0	Total	194.0
11:	*10.7	↗																																	
12:	10.0	↓																																	
13:	9.8	↗																																	
14:	10.2	↗																																	
15:	10.4	→																																	
16:	10.4	↗																																	
17:	9.8	↓																																	
18:	9.8	↗																																	
19:	*10.6	↓																																	
20:	9.6	→																																	
Serie	96.0																																		
Total	194.0																																		

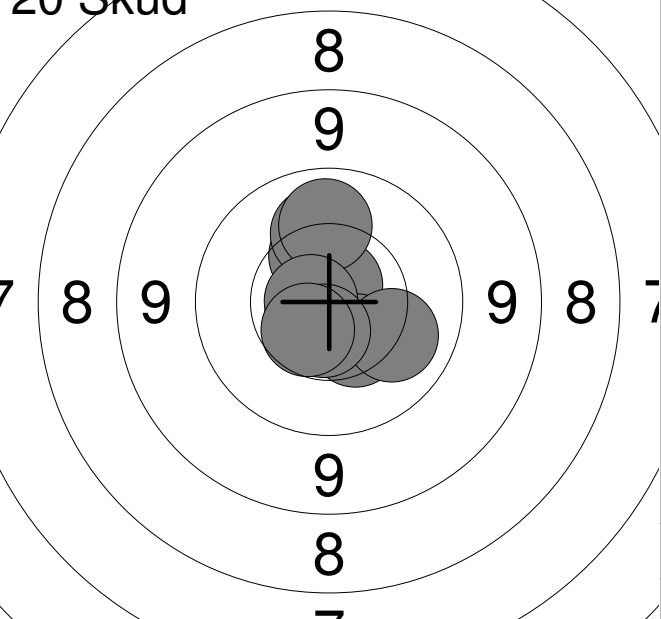
<p>Prøve</p> 	<table style="width:100%; border-collapse: collapse;"> <tr><td style="width:10%;">1:</td><td style="width:15%;">*10.5</td><td style="width:10%; text-align: right;">↙</td></tr> <tr><td>2:</td><td>*10.5</td><td style="text-align: right;">↗</td></tr> <tr><td>3:</td><td>*10.6</td><td style="text-align: right;">↙</td></tr> <tr><td>4:</td><td>*10.5</td><td style="text-align: right;">↗</td></tr> <tr><td>5:</td><td>10.4</td><td style="text-align: right;">↖</td></tr> </table> <table border="1" style="width:100%; border-collapse: collapse; margin-top: 5px;"> <tr> <td style="width:80%;">Serie</td> <td style="text-align: right;">50.0</td> </tr> <tr> <td>Total</td> <td style="text-align: right;">0.0</td> </tr> </table>	1:	*10.5	↙	2:	*10.5	↗	3:	*10.6	↙	4:	*10.5	↗	5:	10.4	↖	Serie	50.0	Total	0.0
1:	*10.5	↙																		
2:	*10.5	↗																		
3:	*10.6	↙																		
4:	*10.5	↗																		
5:	10.4	↖																		
Serie	50.0																			
Total	0.0																			

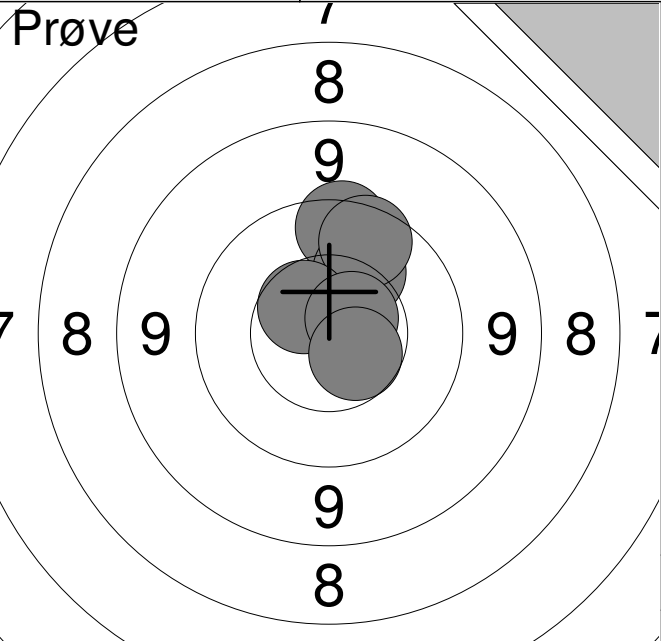
<p>20 Skud</p> 	<table style="width:100%; border-collapse: collapse;"> <tr><td style="width:10%;">1:</td><td style="width:15%;">10.3</td><td style="width:10%; text-align: right;">↗</td></tr> <tr><td>2:</td><td>*10.5</td><td style="text-align: right;">↘</td></tr> <tr><td>3:</td><td>10.2</td><td style="text-align: right;">↗</td></tr> <tr><td>4:</td><td>9.7</td><td style="text-align: right;">↗</td></tr> <tr><td>5:</td><td>*10.7</td><td style="text-align: right;">↘</td></tr> <tr><td>6:</td><td>9.5</td><td style="text-align: right;">↖</td></tr> <tr><td>7:</td><td>10.0</td><td style="text-align: right;">↘</td></tr> <tr><td>8:</td><td>9.9</td><td style="text-align: right;">↘</td></tr> <tr><td>9:</td><td>9.9</td><td style="text-align: right;">↖</td></tr> <tr><td>10:</td><td>9.9</td><td style="text-align: right;">↗</td></tr> </table> <table border="1" style="width:100%; border-collapse: collapse; margin-top: 5px;"> <tr> <td style="width:80%;">Serie</td> <td style="text-align: right;">95.0</td> </tr> <tr> <td>Total</td> <td style="text-align: right;">95.0</td> </tr> </table>	1:	10.3	↗	2:	*10.5	↘	3:	10.2	↗	4:	9.7	↗	5:	*10.7	↘	6:	9.5	↖	7:	10.0	↘	8:	9.9	↘	9:	9.9	↖	10:	9.9	↗	Serie	95.0	Total	95.0
1:	10.3	↗																																	
2:	*10.5	↘																																	
3:	10.2	↗																																	
4:	9.7	↗																																	
5:	*10.7	↘																																	
6:	9.5	↖																																	
7:	10.0	↘																																	
8:	9.9	↘																																	
9:	9.9	↖																																	
10:	9.9	↗																																	
Serie	95.0																																		
Total	95.0																																		

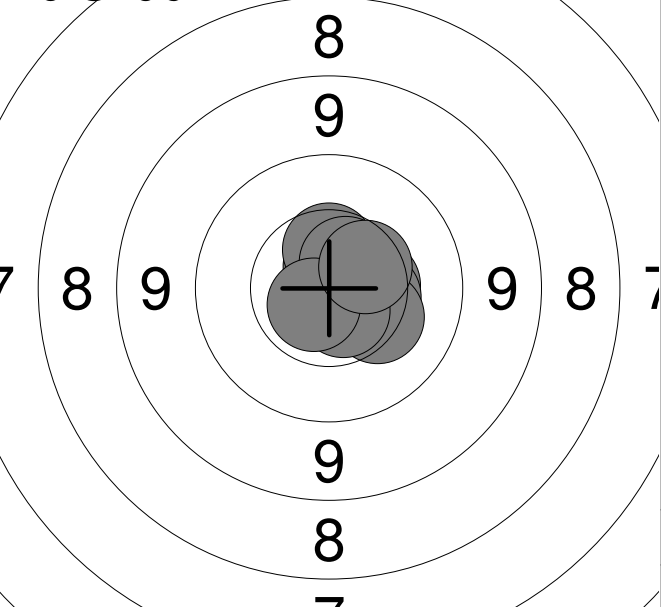
<p>20 Skud</p> 	<table style="width:100%; border-collapse: collapse;"> <tr><td style="width:10%;">11:</td><td style="width:15%;">9.9</td><td style="width:10%; text-align: right;">↖</td></tr> <tr><td>12:</td><td>10.4</td><td style="text-align: right;">↗</td></tr> <tr><td>13:</td><td>*10.7</td><td style="text-align: right;">↘</td></tr> <tr><td>14:</td><td>10.5</td><td style="text-align: right;">↖</td></tr> <tr><td>15:</td><td>10.4</td><td style="text-align: right;">↗</td></tr> <tr><td>16:</td><td>9.9</td><td style="text-align: right;">↗</td></tr> <tr><td>17:</td><td>*10.5</td><td style="text-align: right;">↖</td></tr> <tr><td>18:</td><td>9.9</td><td style="text-align: right;">↗</td></tr> <tr><td>19:</td><td>*10.7</td><td style="text-align: right;">↖</td></tr> <tr><td>20:</td><td>10.1</td><td style="text-align: right;">↗</td></tr> </table> <table border="1" style="width:100%; border-collapse: collapse; margin-top: 5px;"> <tr> <td style="width:80%;">Serie</td> <td style="text-align: right;">97.0</td> </tr> <tr> <td>Total</td> <td style="text-align: right;">192.0</td> </tr> </table>	11:	9.9	↖	12:	10.4	↗	13:	*10.7	↘	14:	10.5	↖	15:	10.4	↗	16:	9.9	↗	17:	*10.5	↖	18:	9.9	↗	19:	*10.7	↖	20:	10.1	↗	Serie	97.0	Total	192.0
11:	9.9	↖																																	
12:	10.4	↗																																	
13:	*10.7	↘																																	
14:	10.5	↖																																	
15:	10.4	↗																																	
16:	9.9	↗																																	
17:	*10.5	↖																																	
18:	9.9	↗																																	
19:	*10.7	↖																																	
20:	10.1	↗																																	
Serie	97.0																																		
Total	192.0																																		

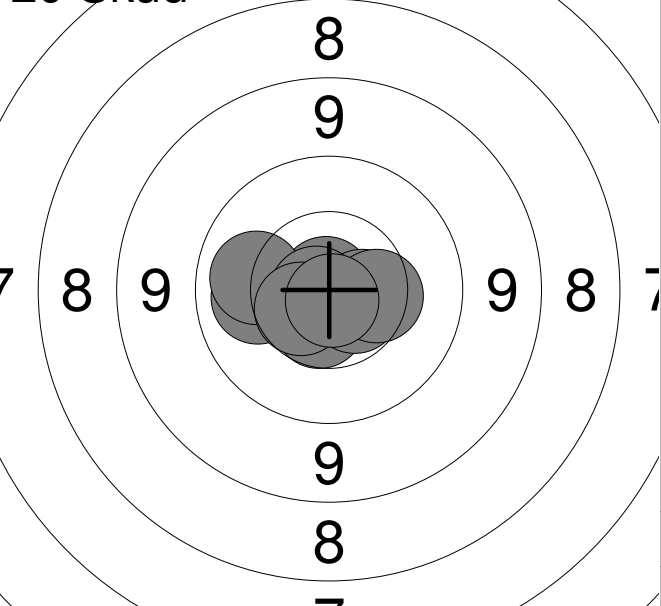
<p>Prøve</p> 	<table style="width:100%; border-collapse: collapse;"> <tr><td style="width:10%;">1:</td><td style="width:15%;">10.0</td><td style="width:10%; text-align:right;">↑</td></tr> <tr><td>2:</td><td>10.1</td><td style="text-align:right;">↑</td></tr> <tr><td>3:</td><td>*10.9</td><td style="text-align:right;">↖</td></tr> <tr><td>4:</td><td>10.5</td><td style="text-align:right;">↗</td></tr> <tr><td>5:</td><td>10.0</td><td style="text-align:right;">↑</td></tr> <tr><td>6:</td><td>10.3</td><td style="text-align:right;">→</td></tr> </table>	1:	10.0	↑	2:	10.1	↑	3:	*10.9	↖	4:	10.5	↗	5:	10.0	↑	6:	10.3	→
1:	10.0	↑																	
2:	10.1	↑																	
3:	*10.9	↖																	
4:	10.5	↗																	
5:	10.0	↑																	
6:	10.3	→																	
<table style="width:100%; border-collapse: collapse;"> <tr> <td style="width:45%;">Serie</td> <td style="width:55%; text-align:right;">60.0</td> </tr> <tr> <td>Total</td> <td style="text-align:right;">0.0</td> </tr> </table>		Serie	60.0	Total	0.0														
Serie	60.0																		
Total	0.0																		

<p>20 Skud</p> 	<table style="width:100%; border-collapse: collapse;"> <tr><td style="width:10%;">1:</td><td style="width:15%;">9.9</td><td style="width:10%; text-align:right;">→</td></tr> <tr><td>2:</td><td>10.4</td><td style="text-align:right;">↙</td></tr> <tr><td>3:</td><td>*10.6</td><td style="text-align:right;">↙</td></tr> <tr><td>4:</td><td>*10.6</td><td style="text-align:right;">↗</td></tr> <tr><td>5:</td><td>10.3</td><td style="text-align:right;">←</td></tr> <tr><td>6:</td><td>10.4</td><td style="text-align:right;">←</td></tr> <tr><td>7:</td><td>*10.9</td><td style="text-align:right;">→</td></tr> <tr><td>8:</td><td>*10.7</td><td style="text-align:right;">↘</td></tr> <tr><td>9:</td><td>9.8</td><td style="text-align:right;">↑</td></tr> <tr><td>10:</td><td>10.4</td><td style="text-align:right;">→</td></tr> </table>	1:	9.9	→	2:	10.4	↙	3:	*10.6	↙	4:	*10.6	↗	5:	10.3	←	6:	10.4	←	7:	*10.9	→	8:	*10.7	↘	9:	9.8	↑	10:	10.4	→
1:	9.9	→																													
2:	10.4	↙																													
3:	*10.6	↙																													
4:	*10.6	↗																													
5:	10.3	←																													
6:	10.4	←																													
7:	*10.9	→																													
8:	*10.7	↘																													
9:	9.8	↑																													
10:	10.4	→																													
<table style="width:100%; border-collapse: collapse;"> <tr> <td style="width:45%;">Serie</td> <td style="width:55%; text-align:right;">98.0</td> </tr> <tr> <td>Total</td> <td style="text-align:right;">98.0</td> </tr> </table>		Serie	98.0	Total	98.0																										
Serie	98.0																														
Total	98.0																														

<p>20 Skud</p> 	<table style="width:100%; border-collapse: collapse;"> <tr><td style="width:10%;">11:</td><td style="width:15%;">10.4</td><td style="width:10%; text-align:right;">↑</td></tr> <tr><td>12:</td><td>10.1</td><td style="text-align:right;">↑</td></tr> <tr><td>13:</td><td>*10.7</td><td style="text-align:right;">↗</td></tr> <tr><td>14:</td><td>10.1</td><td style="text-align:right;">↑</td></tr> <tr><td>15:</td><td>*10.7</td><td style="text-align:right;">↙</td></tr> <tr><td>16:</td><td>10.4</td><td style="text-align:right;">↘</td></tr> <tr><td>17:</td><td>*10.7</td><td style="text-align:right;">←</td></tr> <tr><td>18:</td><td>10.1</td><td style="text-align:right;">↘</td></tr> <tr><td>19:</td><td>*10.6</td><td style="text-align:right;">↙</td></tr> <tr><td>20:</td><td>10.5</td><td style="text-align:right;">↙</td></tr> </table>	11:	10.4	↑	12:	10.1	↑	13:	*10.7	↗	14:	10.1	↑	15:	*10.7	↙	16:	10.4	↘	17:	*10.7	←	18:	10.1	↘	19:	*10.6	↙	20:	10.5	↙
11:	10.4	↑																													
12:	10.1	↑																													
13:	*10.7	↗																													
14:	10.1	↑																													
15:	*10.7	↙																													
16:	10.4	↘																													
17:	*10.7	←																													
18:	10.1	↘																													
19:	*10.6	↙																													
20:	10.5	↙																													
<table style="width:100%; border-collapse: collapse;"> <tr> <td style="width:45%;">Serie</td> <td style="width:55%; text-align:right;">100.0</td> </tr> <tr> <td>Total</td> <td style="text-align:right;">198.0</td> </tr> </table>		Serie	100.0	Total	198.0																										
Serie	100.0																														
Total	198.0																														

<p>Prøve</p> 	<table style="width:100%; border-collapse: collapse;"> <tr><td style="width:10%;">1:</td><td style="width:15%;">9.7</td><td style="width:10%; text-align:center;">↑</td></tr> <tr><td>2:</td><td>10.2</td><td style="text-align:center;">↗</td></tr> <tr><td>3:</td><td>9.8</td><td style="text-align:center;">↗</td></tr> <tr><td>4:</td><td>10.5</td><td style="text-align:center;">↗</td></tr> <tr><td>5:</td><td>*10.6</td><td style="text-align:center;">↗</td></tr> <tr><td>6:</td><td>10.6</td><td style="text-align:center;">↘</td></tr> </table> <table border="1" style="width:100%; border-collapse: collapse; margin-top: 5px;"> <tr> <td style="width:80%;">Serie</td> <td style="text-align:right;">58.0</td> </tr> <tr> <td>Total</td> <td style="text-align:right;">0.0</td> </tr> </table>	1:	9.7	↑	2:	10.2	↗	3:	9.8	↗	4:	10.5	↗	5:	*10.6	↗	6:	10.6	↘	Serie	58.0	Total	0.0
1:	9.7	↑																					
2:	10.2	↗																					
3:	9.8	↗																					
4:	10.5	↗																					
5:	*10.6	↗																					
6:	10.6	↘																					
Serie	58.0																						
Total	0.0																						

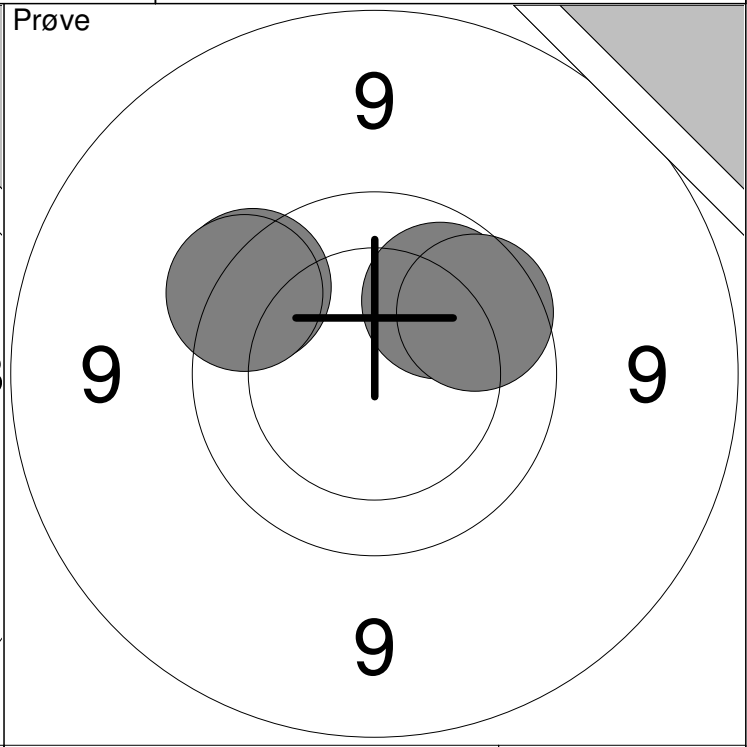
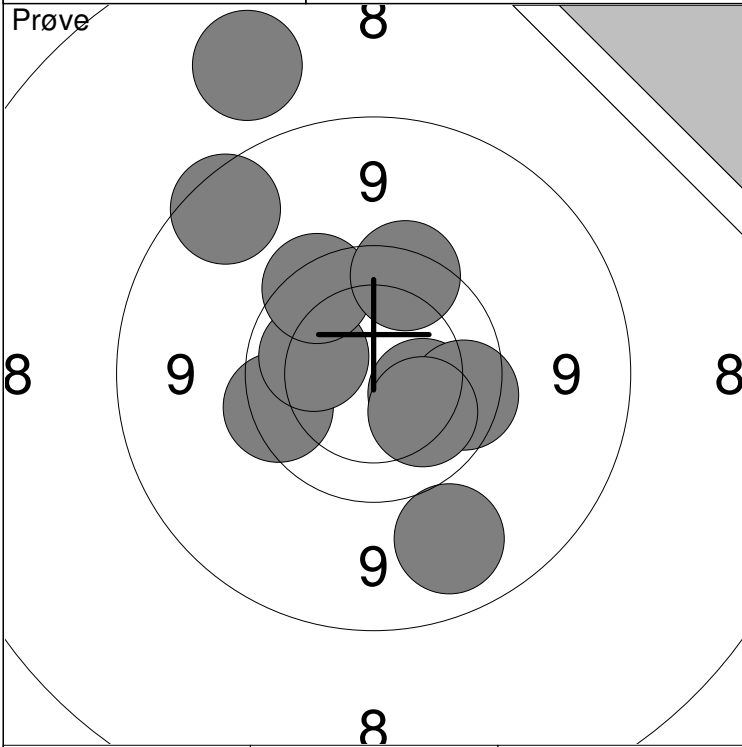
<p>20 Skud</p> 	<table style="width:100%; border-collapse: collapse;"> <tr><td style="width:10%;">1:</td><td style="width:15%;">*10.7</td><td style="width:10%; text-align:center;">↑</td></tr> <tr><td>2:</td><td>*10.7</td><td style="text-align:center;">↗</td></tr> <tr><td>3:</td><td>10.4</td><td style="text-align:center;">→</td></tr> <tr><td>4:</td><td>10.5</td><td style="text-align:center;">↑</td></tr> <tr><td>5:</td><td>10.4</td><td style="text-align:center;">→</td></tr> <tr><td>6:</td><td>10.3</td><td style="text-align:center;">↘</td></tr> <tr><td>7:</td><td>*10.6</td><td style="text-align:center;">↗</td></tr> <tr><td>8:</td><td>*10.6</td><td style="text-align:center;">↘</td></tr> <tr><td>9:</td><td>*10.7</td><td style="text-align:center;">↙</td></tr> <tr><td>10:</td><td>10.5</td><td style="text-align:center;">↗</td></tr> </table> <table border="1" style="width:100%; border-collapse: collapse; margin-top: 5px;"> <tr> <td style="width:80%;">Serie</td> <td style="text-align:right;">100.0</td> </tr> <tr> <td>Total</td> <td style="text-align:right;">100.0</td> </tr> </table>	1:	*10.7	↑	2:	*10.7	↗	3:	10.4	→	4:	10.5	↑	5:	10.4	→	6:	10.3	↘	7:	*10.6	↗	8:	*10.6	↘	9:	*10.7	↙	10:	10.5	↗	Serie	100.0	Total	100.0
1:	*10.7	↑																																	
2:	*10.7	↗																																	
3:	10.4	→																																	
4:	10.5	↑																																	
5:	10.4	→																																	
6:	10.3	↘																																	
7:	*10.6	↗																																	
8:	*10.6	↘																																	
9:	*10.7	↙																																	
10:	10.5	↗																																	
Serie	100.0																																		
Total	100.0																																		

<p>20 Skud</p> 	<table style="width:100%; border-collapse: collapse;"> <tr><td style="width:10%;">11:</td><td style="width:15%;">*10.9</td><td style="width:10%; text-align:center;">↗</td></tr> <tr><td>12:</td><td>10.6</td><td style="text-align:center;">↘</td></tr> <tr><td>13:</td><td>10.6</td><td style="text-align:center;">→</td></tr> <tr><td>14:</td><td>10.1</td><td style="text-align:center;">←</td></tr> <tr><td>15:</td><td>10.1</td><td style="text-align:center;">←</td></tr> <tr><td>16:</td><td>*10.6</td><td style="text-align:center;">↘</td></tr> <tr><td>17:</td><td>*10.8</td><td style="text-align:center;">←</td></tr> <tr><td>18:</td><td>10.6</td><td style="text-align:center;">↙</td></tr> <tr><td>19:</td><td>10.4</td><td style="text-align:center;">→</td></tr> <tr><td>20:</td><td>*10.8</td><td style="text-align:center;">↘</td></tr> </table> <table border="1" style="width:100%; border-collapse: collapse; margin-top: 5px;"> <tr> <td style="width:80%;">Serie</td> <td style="text-align:right;">100.0</td> </tr> <tr> <td>Total</td> <td style="text-align:right;">200.0</td> </tr> </table>	11:	*10.9	↗	12:	10.6	↘	13:	10.6	→	14:	10.1	←	15:	10.1	←	16:	*10.6	↘	17:	*10.8	←	18:	10.6	↙	19:	10.4	→	20:	*10.8	↘	Serie	100.0	Total	200.0
11:	*10.9	↗																																	
12:	10.6	↘																																	
13:	10.6	→																																	
14:	10.1	←																																	
15:	10.1	←																																	
16:	*10.6	↘																																	
17:	*10.8	←																																	
18:	10.6	↙																																	
19:	10.4	→																																	
20:	*10.8	↘																																	
Serie	100.0																																		
Total	200.0																																		

<p>Prøve</p>	<table style="width:100%; border-collapse: collapse;"> <tr><td>1:</td><td>10.0</td><td style="text-align: center;">↗</td></tr> <tr><td>2:</td><td>10.4</td><td style="text-align: center;">→</td></tr> <tr><td>3:</td><td>9.7</td><td style="text-align: center;">↘</td></tr> <tr><td>4:</td><td>10.2</td><td style="text-align: center;">↑</td></tr> <tr><td>5:</td><td>10.1</td><td style="text-align: center;">→</td></tr> <tr><td>6:</td><td>9.6</td><td style="text-align: center;">↘</td></tr> <tr><td>7:</td><td>9.9</td><td style="text-align: center;">↘</td></tr> <tr><td>8:</td><td>10.1</td><td style="text-align: center;">↘</td></tr> <tr><td>9:</td><td>10.2</td><td style="text-align: center;">↘</td></tr> <tr><td>10:</td><td>10.4</td><td style="text-align: center;">→</td></tr> <tr style="border-top: 1px solid black;"><td colspan="2">Serie</td><td style="text-align: right;">97.0</td></tr> <tr><td colspan="2">Total</td><td style="text-align: right;">0.0</td></tr> </table>	1:	10.0	↗	2:	10.4	→	3:	9.7	↘	4:	10.2	↑	5:	10.1	→	6:	9.6	↘	7:	9.9	↘	8:	10.1	↘	9:	10.2	↘	10:	10.4	→	Serie		97.0	Total		0.0
1:	10.0	↗																																			
2:	10.4	→																																			
3:	9.7	↘																																			
4:	10.2	↑																																			
5:	10.1	→																																			
6:	9.6	↘																																			
7:	9.9	↘																																			
8:	10.1	↘																																			
9:	10.2	↘																																			
10:	10.4	→																																			
Serie		97.0																																			
Total		0.0																																			

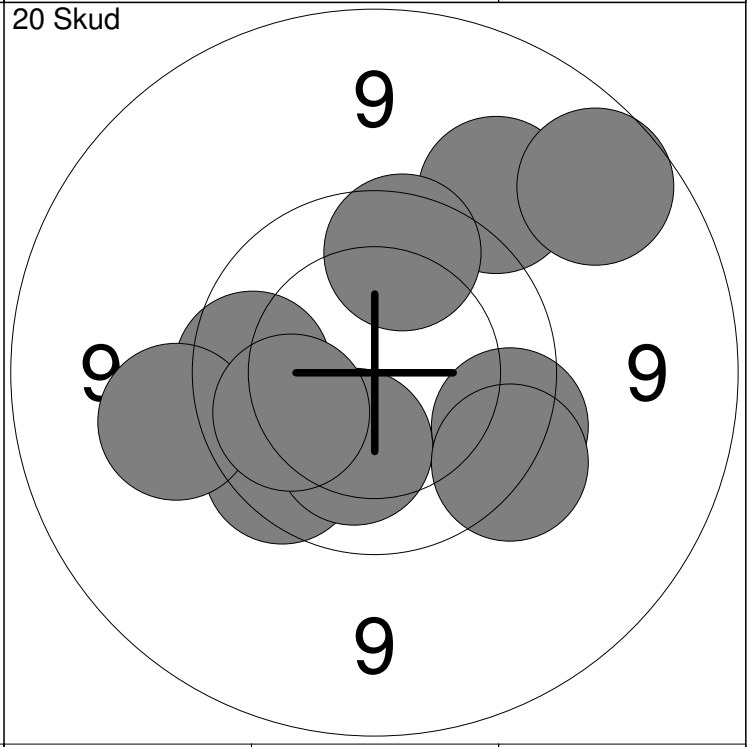
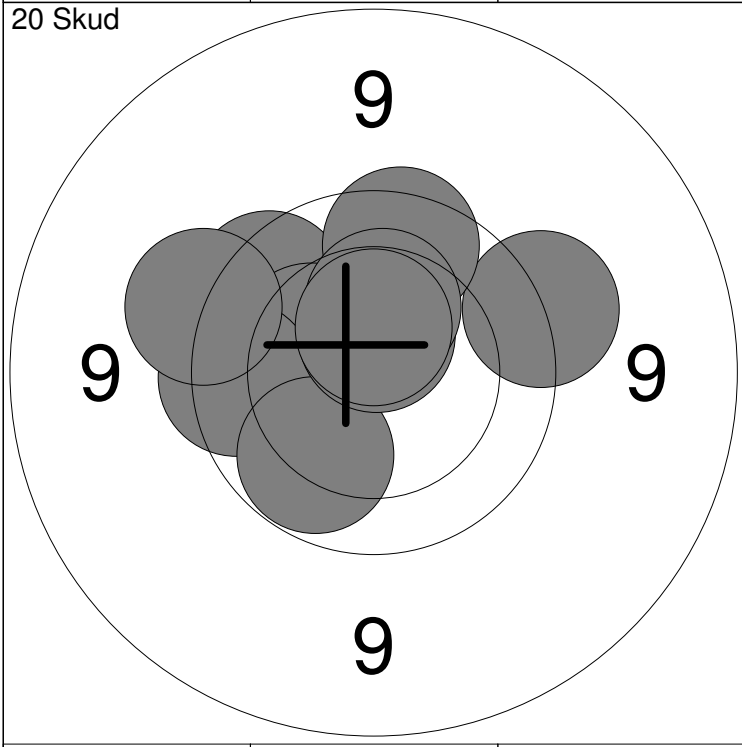
<p>20 Skud</p>	<table style="width:100%; border-collapse: collapse;"> <tr><td>1:</td><td>9.8</td><td style="text-align: center;">↘</td></tr> <tr><td>2:</td><td>9.8</td><td style="text-align: center;">↘</td></tr> <tr><td>3:</td><td>10.2</td><td style="text-align: center;">↘</td></tr> <tr><td>4:</td><td>9.8</td><td style="text-align: center;">↘</td></tr> <tr><td>5:</td><td>9.8</td><td style="text-align: center;">↘</td></tr> <tr><td>6:</td><td>10.1</td><td style="text-align: center;">↗</td></tr> <tr><td>7:</td><td>9.9</td><td style="text-align: center;">↗</td></tr> <tr><td>8:</td><td>10.4</td><td style="text-align: center;">→</td></tr> <tr><td>9:</td><td>9.7</td><td style="text-align: center;">↘</td></tr> <tr><td>10:</td><td>10.0</td><td style="text-align: center;">→</td></tr> <tr style="border-top: 1px solid black;"><td colspan="2">Serie</td><td style="text-align: right;">94.0</td></tr> <tr><td colspan="2">Total</td><td style="text-align: right;">94.0</td></tr> </table>	1:	9.8	↘	2:	9.8	↘	3:	10.2	↘	4:	9.8	↘	5:	9.8	↘	6:	10.1	↗	7:	9.9	↗	8:	10.4	→	9:	9.7	↘	10:	10.0	→	Serie		94.0	Total		94.0
1:	9.8	↘																																			
2:	9.8	↘																																			
3:	10.2	↘																																			
4:	9.8	↘																																			
5:	9.8	↘																																			
6:	10.1	↗																																			
7:	9.9	↗																																			
8:	10.4	→																																			
9:	9.7	↘																																			
10:	10.0	→																																			
Serie		94.0																																			
Total		94.0																																			

<p>20 Skud</p>	<table style="width:100%; border-collapse: collapse;"> <tr><td>11:</td><td>9.9</td><td style="text-align: center;">↗</td></tr> <tr><td>12:</td><td>9.7</td><td style="text-align: center;">↗</td></tr> <tr><td>13:</td><td>10.3</td><td style="text-align: center;">→</td></tr> <tr><td>14:</td><td>9.4</td><td style="text-align: center;">↖</td></tr> <tr><td>15:</td><td>9.9</td><td style="text-align: center;">↑</td></tr> <tr><td>16:</td><td>10.4</td><td style="text-align: center;">↑</td></tr> <tr><td>17:</td><td>*10.6</td><td style="text-align: center;">↘</td></tr> <tr><td>18:</td><td>9.3</td><td style="text-align: center;">↘</td></tr> <tr><td>19:</td><td>9.9</td><td style="text-align: center;">↑</td></tr> <tr><td>20:</td><td>9.9</td><td style="text-align: center;">↘</td></tr> <tr style="border-top: 1px solid black;"><td colspan="2">Serie</td><td style="text-align: right;">93.0</td></tr> <tr><td colspan="2">Total</td><td style="text-align: right;">187.0</td></tr> </table>	11:	9.9	↗	12:	9.7	↗	13:	10.3	→	14:	9.4	↖	15:	9.9	↑	16:	10.4	↑	17:	*10.6	↘	18:	9.3	↘	19:	9.9	↑	20:	9.9	↘	Serie		93.0	Total		187.0
11:	9.9	↗																																			
12:	9.7	↗																																			
13:	10.3	→																																			
14:	9.4	↖																																			
15:	9.9	↑																																			
16:	10.4	↑																																			
17:	*10.6	↘																																			
18:	9.3	↘																																			
19:	9.9	↑																																			
20:	9.9	↘																																			
Serie		93.0																																			
Total		187.0																																			



1: 9.7 ←	6: 8.8 ↗	Serie	91.0
2: 10.1 ←	7: 9.7 ↗		
3: 9.1 ↓	8: 9.7 ↗	Total	0.0
4: 10.2 →	9: 9.8 →		
5: 8.3 ↗	10: 10.1 ↓		

11: 9.7 ↗	Serie	37.0
12: 9.7 ↗		
13: 10.0 ↗	Total	0.0
14: 9.9 ↗		



1: 9.8 ↗	6: *10.6 ↑	Serie	95.0
2: 10.3 ↗	7: 9.8 ↑		
3: 9.5 →	8: 9.5 ←	Total	95.0
4: 9.8 ←	9: 10.3 ↑		
5: 10.0 ↘	10: *10.5 ↑		

11: 9.8 ↘	16: 9.6 →	Serie	91.0
12: 9.8 ←	17: 9.3 ↗		
13: 10.2 ↓	18: 8.9 ↗	Total	186.0
14: 9.7 →	19: 10.1 ←		
15: 9.4 ←	20: 9.8 ↑		

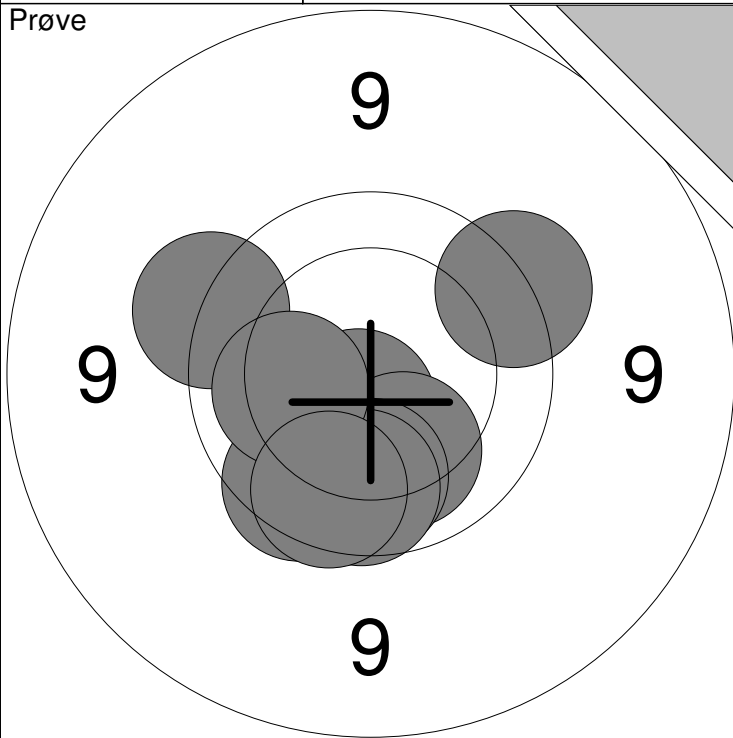
Hold
4Skive
9

Adam Winther Oppelstrup

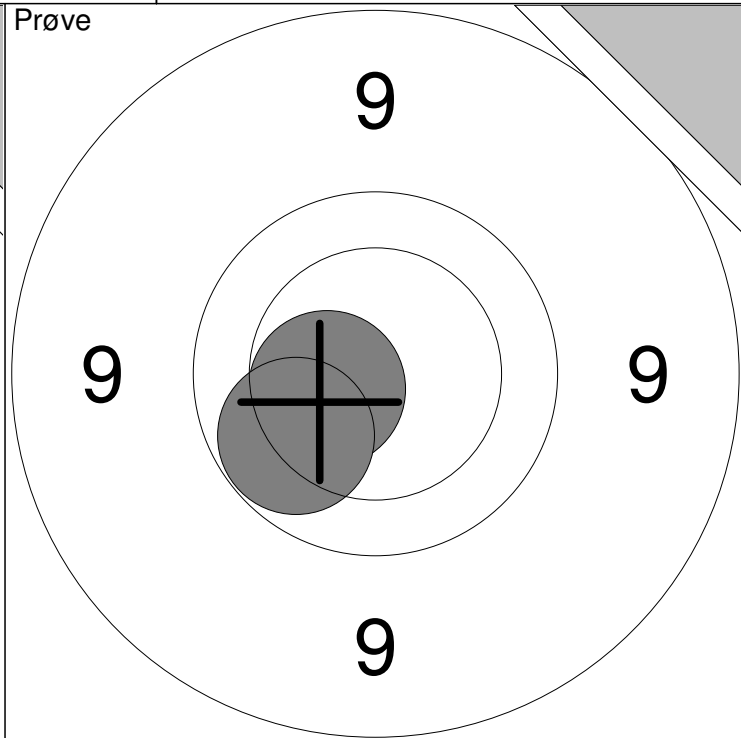
Hobro Egnens Skytteforening

MB3

Prøve



Prøve



1: 9.6 ↗
2: 10.1 ↘
3: *10.6 ↘
4: 9.8 ↘
5: 10.1 ↘

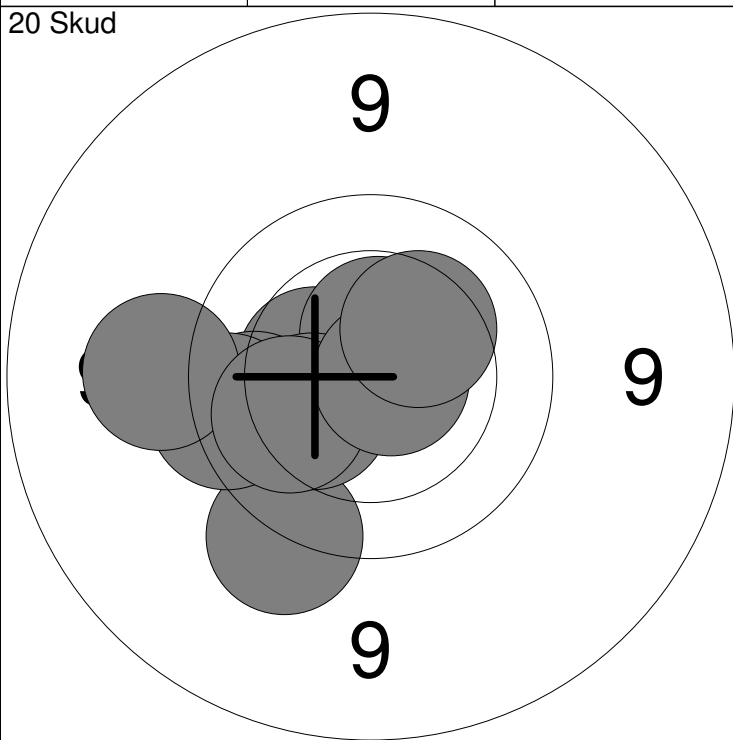
6: 10.0 ↓
7: 9.6 ↖
8: 9.9 ↓
9: 10.2 ←
10: 9.8 ↘

Serie 95.0
Total 0.0

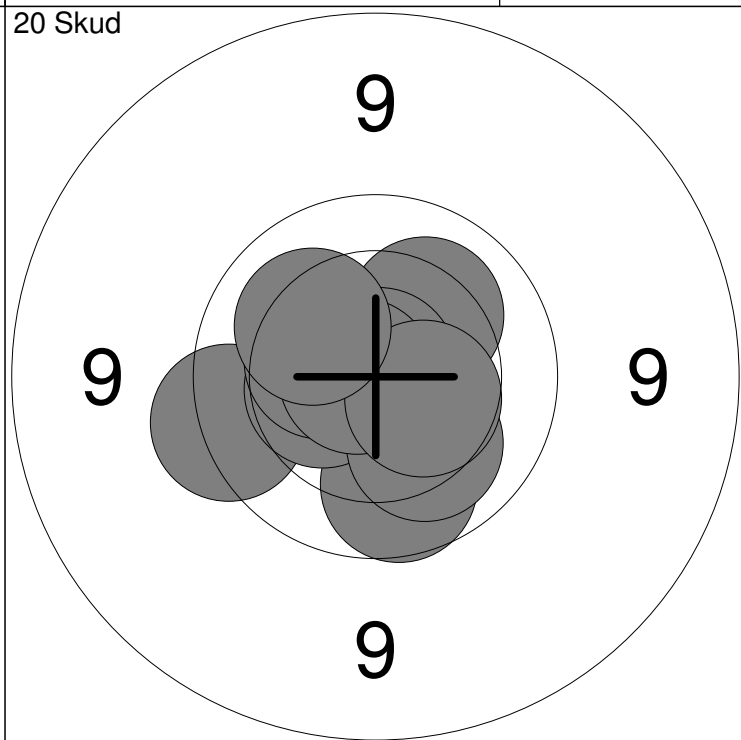
11: 10.5 ←
12: 10.0 ↙

Serie 20.0
Total 0.0

20 Skud



20 Skud



1: 10.4 ←
2: 9.9 ←
3: *10.5 ↑
4: 9.5 ↘
5: 9.7 ←

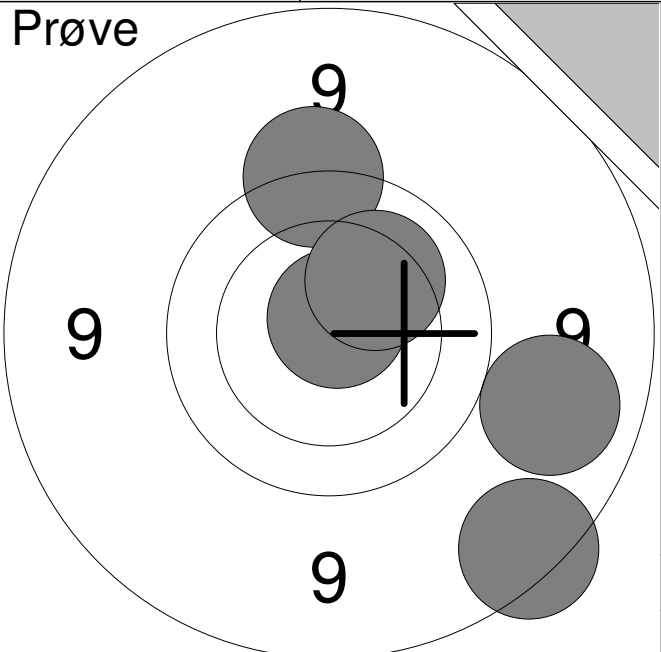
6: 9.4 ←
7: 10.3 ↙
8: 10.1 ←
9: *10.8 →
10: 10.3 ↗

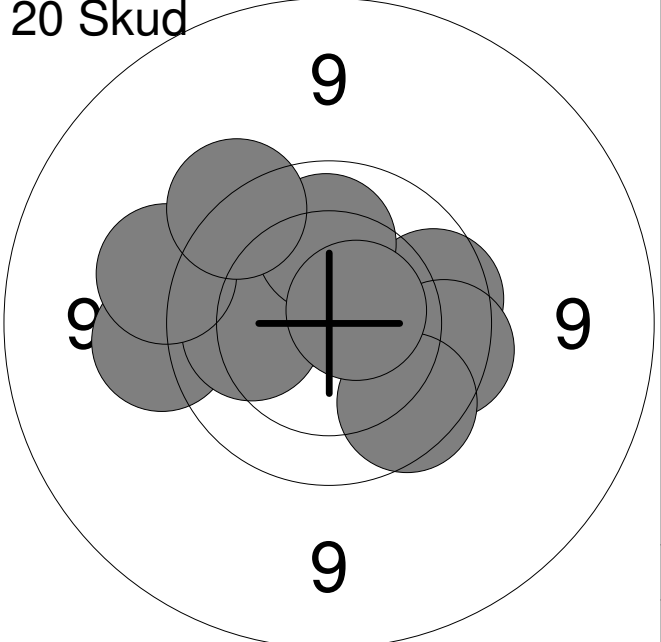
Serie 96.0
Total 96.0

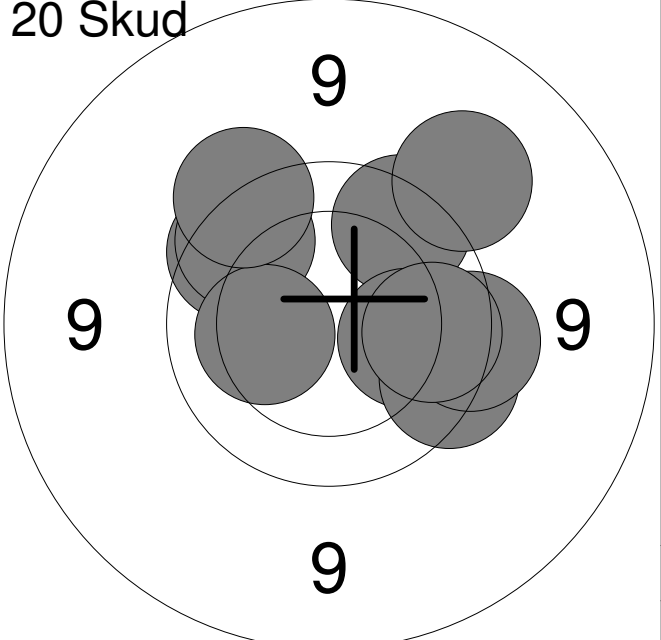
11: 9.9 ↓
12: 9.7 ←
13: 10.4 ←
14: 10.2 ↘
15: 10.4 ←

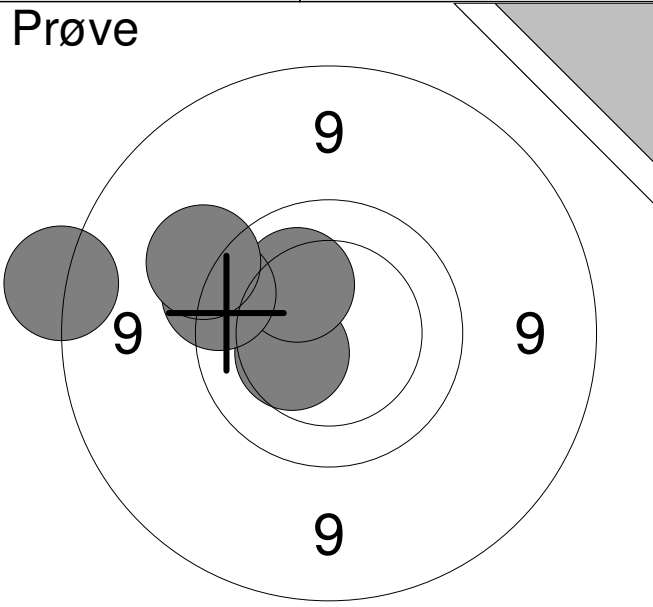
16: 10.2 ↗
17: *10.8 ↑
18: *10.8 ←
19: 10.4 →
20: 10.2 ↙

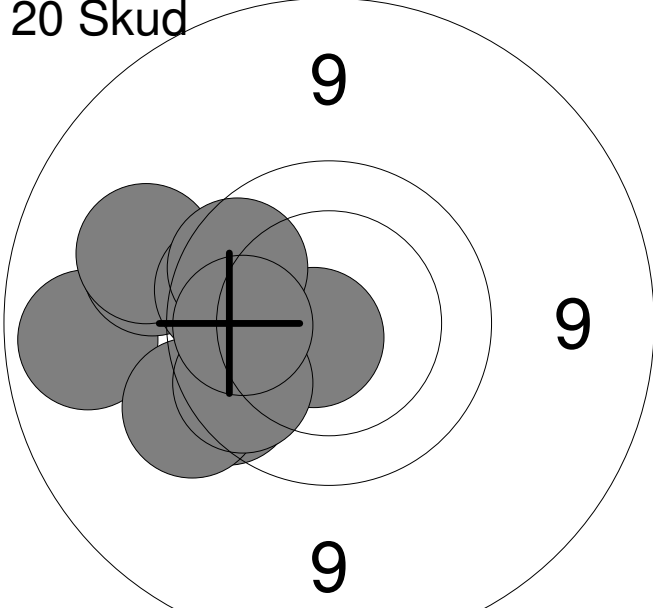
Serie 98.0
Total 194.0

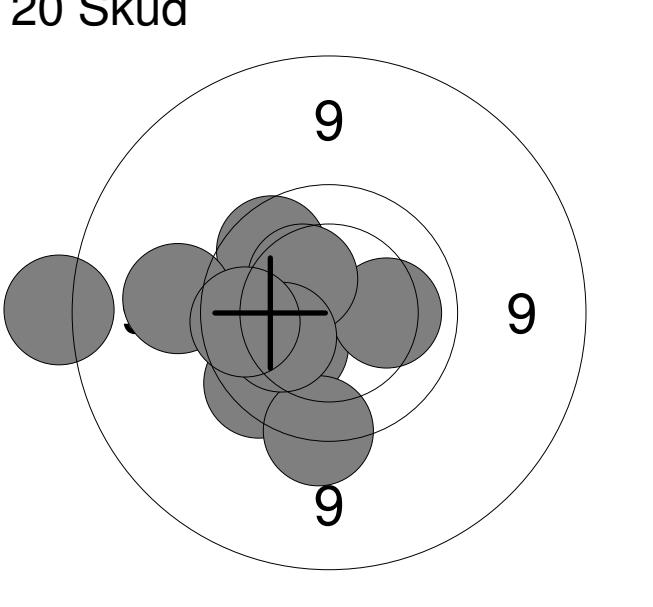
<p>Prøve</p> 	<table style="width:100%; border-collapse: collapse;"> <tr><td style="width:10%;">1:</td><td style="width:15%;">9.6</td><td style="width:10%; text-align: center;">↑</td></tr> <tr><td>2:</td><td>8.8</td><td style="text-align: center;">↓</td></tr> <tr><td>3:</td><td>9.1</td><td style="text-align: center;">→</td></tr> <tr><td>4:</td><td>*10.8</td><td style="text-align: center;">↗</td></tr> <tr><td>5:</td><td>10.2</td><td style="text-align: center;">↗</td></tr> </table>	1:	9.6	↑	2:	8.8	↓	3:	9.1	→	4:	*10.8	↗	5:	10.2	↗
1:	9.6	↑														
2:	8.8	↓														
3:	9.1	→														
4:	*10.8	↗														
5:	10.2	↗														
<table style="width:100%; border-collapse: collapse;"> <tr> <td style="width:10%;">Serie</td> <td style="width:80%;"></td> <td style="width:10%; text-align: right;">46.0</td> </tr> <tr> <td>Total</td> <td></td> <td style="text-align: right;">0.0</td> </tr> </table>		Serie		46.0	Total		0.0									
Serie		46.0														
Total		0.0														

<p>20 Skud</p> 	<table style="width:100%; border-collapse: collapse;"> <tr><td style="width:10%;">1:</td><td style="width:15%;">9.5</td><td style="width:10%; text-align: center;">←</td></tr> <tr><td>2:</td><td>*10.7</td><td style="text-align: center;">↗</td></tr> <tr><td>3:</td><td>9.9</td><td style="text-align: center;">→</td></tr> <tr><td>4:</td><td>9.8</td><td style="text-align: center;">→</td></tr> <tr><td>5:</td><td>10.1</td><td style="text-align: center;">←</td></tr> <tr><td>6:</td><td>9.8</td><td style="text-align: center;">↓</td></tr> <tr><td>7:</td><td>10.1</td><td style="text-align: center;">↗</td></tr> <tr><td>8:</td><td>*10.6</td><td style="text-align: center;">↗</td></tr> <tr><td>9:</td><td>9.5</td><td style="text-align: center;">←</td></tr> <tr><td>10:</td><td>9.6</td><td style="text-align: center;">↗</td></tr> </table>	1:	9.5	←	2:	*10.7	↗	3:	9.9	→	4:	9.8	→	5:	10.1	←	6:	9.8	↓	7:	10.1	↗	8:	*10.6	↗	9:	9.5	←	10:	9.6	↗
1:	9.5	←																													
2:	*10.7	↗																													
3:	9.9	→																													
4:	9.8	→																													
5:	10.1	←																													
6:	9.8	↓																													
7:	10.1	↗																													
8:	*10.6	↗																													
9:	9.5	←																													
10:	9.6	↗																													
<table style="width:100%; border-collapse: collapse;"> <tr> <td style="width:10%;">Serie</td> <td style="width:80%;"></td> <td style="width:10%; text-align: right;">94.0</td> </tr> <tr> <td>Total</td> <td></td> <td style="text-align: right;">94.0</td> </tr> </table>		Serie		94.0	Total		94.0																								
Serie		94.0																													
Total		94.0																													

<p>20 Skud</p> 	<table style="width:100%; border-collapse: collapse;"> <tr><td style="width:10%;">11:</td><td style="width:15%;">9.8</td><td style="width:10%; text-align: center;">↗</td></tr> <tr><td>12:</td><td>9.8</td><td style="text-align: center;">↗</td></tr> <tr><td>13:</td><td>10.1</td><td style="text-align: center;">→</td></tr> <tr><td>14:</td><td>9.3</td><td style="text-align: center;">↗</td></tr> <tr><td>15:</td><td>9.7</td><td style="text-align: center;">↓</td></tr> <tr><td>16:</td><td>9.8</td><td style="text-align: center;">↗</td></tr> <tr><td>17:</td><td>10.2</td><td style="text-align: center;">←</td></tr> <tr><td>18:</td><td>9.6</td><td style="text-align: center;">→</td></tr> <tr><td>19:</td><td>9.9</td><td style="text-align: center;">→</td></tr> <tr><td>20:</td><td>9.6</td><td style="text-align: center;">↗</td></tr> </table>	11:	9.8	↗	12:	9.8	↗	13:	10.1	→	14:	9.3	↗	15:	9.7	↓	16:	9.8	↗	17:	10.2	←	18:	9.6	→	19:	9.9	→	20:	9.6	↗
11:	9.8	↗																													
12:	9.8	↗																													
13:	10.1	→																													
14:	9.3	↗																													
15:	9.7	↓																													
16:	9.8	↗																													
17:	10.2	←																													
18:	9.6	→																													
19:	9.9	→																													
20:	9.6	↗																													
<table style="width:100%; border-collapse: collapse;"> <tr> <td style="width:10%;">Serie</td> <td style="width:80%;"></td> <td style="width:10%; text-align: right;">92.0</td> </tr> <tr> <td>Total</td> <td></td> <td style="text-align: right;">186.0</td> </tr> </table>		Serie		92.0	Total		186.0																								
Serie		92.0																													
Total		186.0																													

<p>Prøve</p> 	<table style="width:100%; border-collapse: collapse;"> <tr><td style="width:10%;">1:</td><td style="width:15%;">10.4</td><td style="width:10%; text-align: center;">←</td></tr> <tr><td>2:</td><td>8.6</td><td style="text-align: center;">←</td></tr> <tr><td>3:</td><td>10.2</td><td style="text-align: center;">↗</td></tr> <tr><td>4:</td><td>9.6</td><td style="text-align: center;">↗</td></tr> <tr><td>5:</td><td>9.4</td><td style="text-align: center;">↗</td></tr> </table>	1:	10.4	←	2:	8.6	←	3:	10.2	↗	4:	9.6	↗	5:	9.4	↗
1:	10.4	←														
2:	8.6	←														
3:	10.2	↗														
4:	9.6	↗														
5:	9.4	↗														
<table style="width:100%; border-collapse: collapse;"> <tr> <td style="width:10%;">Serie</td> <td style="width:15%;"></td> <td style="width:10%; text-align: right;">46.0</td> </tr> <tr> <td>Total</td> <td></td> <td style="text-align: right;">0.0</td> </tr> </table>		Serie		46.0	Total		0.0									
Serie		46.0														
Total		0.0														

<p>20 Skud</p> 	<table style="width:100%; border-collapse: collapse;"> <tr><td style="width:10%;">1:</td><td style="width:15%;">*10.7</td><td style="width:10%; text-align: center;">←</td></tr> <tr><td>2:</td><td>9.0</td><td style="text-align: center;">←</td></tr> <tr><td>3:</td><td>9.8</td><td style="text-align: center;">←</td></tr> <tr><td>4:</td><td>9.5</td><td style="text-align: center;">←</td></tr> <tr><td>5:</td><td>9.4</td><td style="text-align: center;">↗</td></tr> <tr><td>6:</td><td>9.3</td><td style="text-align: center;">↗</td></tr> <tr><td>7:</td><td>9.8</td><td style="text-align: center;">↗</td></tr> <tr><td>8:</td><td>9.9</td><td style="text-align: center;">←</td></tr> <tr><td>9:</td><td>9.9</td><td style="text-align: center;">↗</td></tr> <tr><td>10:</td><td>10.0</td><td style="text-align: center;">←</td></tr> </table>	1:	*10.7	←	2:	9.0	←	3:	9.8	←	4:	9.5	←	5:	9.4	↗	6:	9.3	↗	7:	9.8	↗	8:	9.9	←	9:	9.9	↗	10:	10.0	←
1:	*10.7	←																													
2:	9.0	←																													
3:	9.8	←																													
4:	9.5	←																													
5:	9.4	↗																													
6:	9.3	↗																													
7:	9.8	↗																													
8:	9.9	←																													
9:	9.9	↗																													
10:	10.0	←																													
<table style="width:100%; border-collapse: collapse;"> <tr> <td style="width:10%;">Serie</td> <td style="width:15%;"></td> <td style="width:10%; text-align: right;">92.0</td> </tr> <tr> <td>Total</td> <td></td> <td style="text-align: right;">92.0</td> </tr> </table>		Serie		92.0	Total		92.0																								
Serie		92.0																													
Total		92.0																													

<p>20 Skud</p> 	<table style="width:100%; border-collapse: collapse;"> <tr><td style="width:10%;">11:</td><td style="width:15%;">10.3</td><td style="width:10%; text-align: center;">←</td></tr> <tr><td>12:</td><td>9.7</td><td style="text-align: center;">←</td></tr> <tr><td>13:</td><td>10.2</td><td style="text-align: center;">→</td></tr> <tr><td>14:</td><td>9.6</td><td style="text-align: center;">↓</td></tr> <tr><td>15:</td><td>8.6</td><td style="text-align: center;">←</td></tr> <tr><td>16:</td><td>9.9</td><td style="text-align: center;">↗</td></tr> <tr><td>17:</td><td>10.4</td><td style="text-align: center;">↗</td></tr> <tr><td>18:</td><td>9.3</td><td style="text-align: center;">←</td></tr> <tr><td>19:</td><td>10.2</td><td style="text-align: center;">←</td></tr> <tr><td>20:</td><td>9.9</td><td style="text-align: center;">←</td></tr> </table>	11:	10.3	←	12:	9.7	←	13:	10.2	→	14:	9.6	↓	15:	8.6	←	16:	9.9	↗	17:	10.4	↗	18:	9.3	←	19:	10.2	←	20:	9.9	←
11:	10.3	←																													
12:	9.7	←																													
13:	10.2	→																													
14:	9.6	↓																													
15:	8.6	←																													
16:	9.9	↗																													
17:	10.4	↗																													
18:	9.3	←																													
19:	10.2	←																													
20:	9.9	←																													
<table style="width:100%; border-collapse: collapse;"> <tr> <td style="width:10%;">Serie</td> <td style="width:15%;"></td> <td style="width:10%; text-align: right;">93.0</td> </tr> <tr> <td>Total</td> <td></td> <td style="text-align: right;">185.0</td> </tr> </table>		Serie		93.0	Total		185.0																								
Serie		93.0																													
Total		185.0																													

<p>Prøve</p>	<table style="width:100%; border-collapse: collapse;"> <tr><td style="text-align: right;">1:</td><td style="text-align: right;">9.7</td><td style="text-align: right;">↖</td></tr> <tr><td style="text-align: right;">2:</td><td style="text-align: right;">10.4</td><td style="text-align: right;">↑</td></tr> <tr><td style="text-align: right;">3:</td><td style="text-align: right;">10.2</td><td style="text-align: right;">↙</td></tr> <tr><td style="text-align: right;">4:</td><td style="text-align: right;">10.3</td><td style="text-align: right;">↗</td></tr> <tr><td style="text-align: right;">5:</td><td style="text-align: right;">9.6</td><td style="text-align: right;">↗</td></tr> <tr><td style="text-align: right;">6:</td><td style="text-align: right;">10.0</td><td style="text-align: right;">↗</td></tr> </table> <table border="1" style="width:100%; border-collapse: collapse; margin-top: 5px;"> <tr> <td style="width:80%;">Serie</td> <td style="text-align: right;">58.0</td> </tr> <tr> <td>Total</td> <td style="text-align: right;">0.0</td> </tr> </table>	1:	9.7	↖	2:	10.4	↑	3:	10.2	↙	4:	10.3	↗	5:	9.6	↗	6:	10.0	↗	Serie	58.0	Total	0.0
1:	9.7	↖																					
2:	10.4	↑																					
3:	10.2	↙																					
4:	10.3	↗																					
5:	9.6	↗																					
6:	10.0	↗																					
Serie	58.0																						
Total	0.0																						

<p>20 Skud</p>	<table style="width:100%; border-collapse: collapse;"> <tr><td style="text-align: right;">1:</td><td style="text-align: right;">10.1</td><td style="text-align: right;">↖</td></tr> <tr><td style="text-align: right;">2:</td><td style="text-align: right;">10.0</td><td style="text-align: right;">→</td></tr> <tr><td style="text-align: right;">3:</td><td style="text-align: right;">10.2</td><td style="text-align: right;">↗</td></tr> <tr><td style="text-align: right;">4:</td><td style="text-align: right;">10.2</td><td style="text-align: right;">↙</td></tr> <tr><td style="text-align: right;">5:</td><td style="text-align: right;">*10.5</td><td style="text-align: right;">↘</td></tr> <tr><td style="text-align: right;">6:</td><td style="text-align: right;">*10.6</td><td style="text-align: right;">↑</td></tr> <tr><td style="text-align: right;">7:</td><td style="text-align: right;">10.0</td><td style="text-align: right;">↙</td></tr> <tr><td style="text-align: right;">8:</td><td style="text-align: right;">9.8</td><td style="text-align: right;">→</td></tr> <tr><td style="text-align: right;">9:</td><td style="text-align: right;">9.2</td><td style="text-align: right;">↗</td></tr> <tr><td style="text-align: right;">10:</td><td style="text-align: right;">8.9</td><td style="text-align: right;">→</td></tr> </table> <table border="1" style="width:100%; border-collapse: collapse; margin-top: 5px;"> <tr> <td style="width:80%;">Serie</td> <td style="text-align: right;">96.0</td> </tr> <tr> <td>Total</td> <td style="text-align: right;">96.0</td> </tr> </table>	1:	10.1	↖	2:	10.0	→	3:	10.2	↗	4:	10.2	↙	5:	*10.5	↘	6:	*10.6	↑	7:	10.0	↙	8:	9.8	→	9:	9.2	↗	10:	8.9	→	Serie	96.0	Total	96.0
1:	10.1	↖																																	
2:	10.0	→																																	
3:	10.2	↗																																	
4:	10.2	↙																																	
5:	*10.5	↘																																	
6:	*10.6	↑																																	
7:	10.0	↙																																	
8:	9.8	→																																	
9:	9.2	↗																																	
10:	8.9	→																																	
Serie	96.0																																		
Total	96.0																																		

<p>20 Skud</p>	<table style="width:100%; border-collapse: collapse;"> <tr><td style="text-align: right;">11:</td><td style="text-align: right;">10.0</td><td style="text-align: right;">↗</td></tr> <tr><td style="text-align: right;">12:</td><td style="text-align: right;">9.4</td><td style="text-align: right;">↖</td></tr> <tr><td style="text-align: right;">13:</td><td style="text-align: right;">9.7</td><td style="text-align: right;">↙</td></tr> <tr><td style="text-align: right;">14:</td><td style="text-align: right;">10.1</td><td style="text-align: right;">↗</td></tr> <tr><td style="text-align: right;">15:</td><td style="text-align: right;">10.2</td><td style="text-align: right;">→</td></tr> <tr><td style="text-align: right;">16:</td><td style="text-align: right;">10.4</td><td style="text-align: right;">↘</td></tr> <tr><td style="text-align: right;">17:</td><td style="text-align: right;">9.6</td><td style="text-align: right;">↗</td></tr> <tr><td style="text-align: right;">18:</td><td style="text-align: right;">*10.6</td><td style="text-align: right;">↙</td></tr> <tr><td style="text-align: right;">19:</td><td style="text-align: right;">10.2</td><td style="text-align: right;">→</td></tr> <tr><td style="text-align: right;">20:</td><td style="text-align: right;">10.1</td><td style="text-align: right;">↖</td></tr> </table> <table border="1" style="width:100%; border-collapse: collapse; margin-top: 5px;"> <tr> <td style="width:80%;">Serie</td> <td style="text-align: right;">97.0</td> </tr> <tr> <td>Total</td> <td style="text-align: right;">193.0</td> </tr> </table>	11:	10.0	↗	12:	9.4	↖	13:	9.7	↙	14:	10.1	↗	15:	10.2	→	16:	10.4	↘	17:	9.6	↗	18:	*10.6	↙	19:	10.2	→	20:	10.1	↖	Serie	97.0	Total	193.0
11:	10.0	↗																																	
12:	9.4	↖																																	
13:	9.7	↙																																	
14:	10.1	↗																																	
15:	10.2	→																																	
16:	10.4	↘																																	
17:	9.6	↗																																	
18:	*10.6	↙																																	
19:	10.2	→																																	
20:	10.1	↖																																	
Serie	97.0																																		
Total	193.0																																		

<p>Prøve</p>	<table style="width:100%; border-collapse: collapse;"> <tr><td style="width:10%;">1:</td><td style="width:20%;">9.3</td><td style="width:10%; text-align: center;">↗</td></tr> <tr><td>2:</td><td>10.4</td><td style="text-align: center;">↘</td></tr> <tr><td>3:</td><td>10.1</td><td style="text-align: center;">↗</td></tr> <tr><td>4:</td><td>9.2</td><td style="text-align: center;">→</td></tr> <tr><td>5:</td><td>9.5</td><td style="text-align: center;">→</td></tr> </table> <table border="1" style="width:100%; border-collapse: collapse; margin-top: 5px;"> <tr> <td style="width:80%;">Serie</td> <td style="text-align: right;">47.0</td> </tr> <tr> <td>Total</td> <td style="text-align: right;">0.0</td> </tr> </table>	1:	9.3	↗	2:	10.4	↘	3:	10.1	↗	4:	9.2	→	5:	9.5	→	Serie	47.0	Total	0.0
1:	9.3	↗																		
2:	10.4	↘																		
3:	10.1	↗																		
4:	9.2	→																		
5:	9.5	→																		
Serie	47.0																			
Total	0.0																			

<p>20 Skud</p>	<table style="width:100%; border-collapse: collapse;"> <tr><td style="width:10%;">1:</td><td style="width:20%;">9.8</td><td style="width:10%; text-align: center;">↖</td></tr> <tr><td>2:</td><td>9.2</td><td style="text-align: center;">→</td></tr> <tr><td>3:</td><td>8.8</td><td style="text-align: center;">→</td></tr> <tr><td>4:</td><td>7.8</td><td style="text-align: center;">→</td></tr> <tr><td>5:</td><td>10.4</td><td style="text-align: center;">→</td></tr> <tr><td>6:</td><td>8.4</td><td style="text-align: center;">→</td></tr> <tr><td>7:</td><td>9.6</td><td style="text-align: center;">→</td></tr> <tr><td>8:</td><td>10.1</td><td style="text-align: center;">→</td></tr> <tr><td>9:</td><td>*10.8</td><td style="text-align: center;">↘</td></tr> <tr><td>10:</td><td>9.9</td><td style="text-align: center;">↘</td></tr> </table> <table border="1" style="width:100%; border-collapse: collapse; margin-top: 5px;"> <tr> <td style="width:80%;">Serie</td> <td style="text-align: right;">89.0</td> </tr> <tr> <td>Total</td> <td style="text-align: right;">89.0</td> </tr> </table>	1:	9.8	↖	2:	9.2	→	3:	8.8	→	4:	7.8	→	5:	10.4	→	6:	8.4	→	7:	9.6	→	8:	10.1	→	9:	*10.8	↘	10:	9.9	↘	Serie	89.0	Total	89.0
1:	9.8	↖																																	
2:	9.2	→																																	
3:	8.8	→																																	
4:	7.8	→																																	
5:	10.4	→																																	
6:	8.4	→																																	
7:	9.6	→																																	
8:	10.1	→																																	
9:	*10.8	↘																																	
10:	9.9	↘																																	
Serie	89.0																																		
Total	89.0																																		

<p>20 Skud</p>	<table style="width:100%; border-collapse: collapse;"> <tr><td style="width:10%;">11:</td><td style="width:20%;">9.6</td><td style="width:10%; text-align: center;">→</td></tr> <tr><td>12:</td><td>9.1</td><td style="text-align: center;">↖</td></tr> <tr><td>13:</td><td>9.3</td><td style="text-align: center;">↗</td></tr> <tr><td>14:</td><td>8.6</td><td style="text-align: center;">→</td></tr> <tr><td>15:</td><td>8.1</td><td style="text-align: center;">↗</td></tr> <tr><td>16:</td><td>10.2</td><td style="text-align: center;">↖</td></tr> <tr><td>17:</td><td>10.1</td><td style="text-align: center;">↖</td></tr> <tr><td>18:</td><td>10.2</td><td style="text-align: center;">↖</td></tr> <tr><td>19:</td><td>9.9</td><td style="text-align: center;">→</td></tr> <tr><td>20:</td><td>9.8</td><td style="text-align: center;">←</td></tr> </table> <table border="1" style="width:100%; border-collapse: collapse; margin-top: 5px;"> <tr> <td style="width:80%;">Serie</td> <td style="text-align: right;">91.0</td> </tr> <tr> <td>Total</td> <td style="text-align: right;">180.0</td> </tr> </table>	11:	9.6	→	12:	9.1	↖	13:	9.3	↗	14:	8.6	→	15:	8.1	↗	16:	10.2	↖	17:	10.1	↖	18:	10.2	↖	19:	9.9	→	20:	9.8	←	Serie	91.0	Total	180.0
11:	9.6	→																																	
12:	9.1	↖																																	
13:	9.3	↗																																	
14:	8.6	→																																	
15:	8.1	↗																																	
16:	10.2	↖																																	
17:	10.1	↖																																	
18:	10.2	↖																																	
19:	9.9	→																																	
20:	9.8	←																																	
Serie	91.0																																		
Total	180.0																																		

<p>Prøve</p>	<table style="width:100%; border-collapse: collapse;"> <tr><td style="width:10%;">1:</td><td style="width:10%;">9.7</td><td style="width:10%; text-align: right;">→</td></tr> <tr><td>2:</td><td>8.2</td><td style="text-align: right;">←</td></tr> <tr><td>3:</td><td>7.4</td><td style="text-align: right;">→</td></tr> <tr><td>4:</td><td>9.6</td><td style="text-align: right;">↑</td></tr> <tr><td>5:</td><td>9.0</td><td style="text-align: right;">↓</td></tr> </table>	1:	9.7	→	2:	8.2	←	3:	7.4	→	4:	9.6	↑	5:	9.0	↓
1:	9.7	→														
2:	8.2	←														
3:	7.4	→														
4:	9.6	↑														
5:	9.0	↓														
<table style="width:100%; border-collapse: collapse;"> <tr> <td style="width:10%;">Serie</td> <td style="width:10%;"></td> <td style="width:10%; text-align: right;">42.0</td> </tr> <tr> <td>Total</td> <td></td> <td style="text-align: right;">0.0</td> </tr> </table>		Serie		42.0	Total		0.0									
Serie		42.0														
Total		0.0														

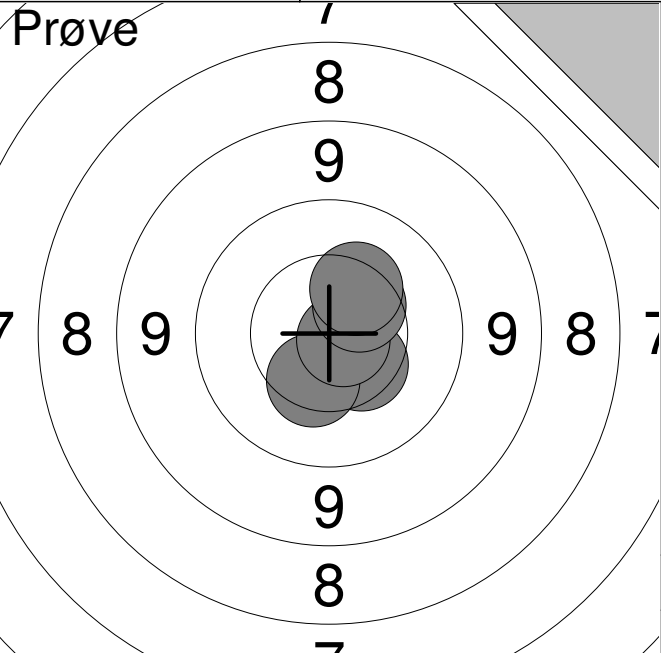
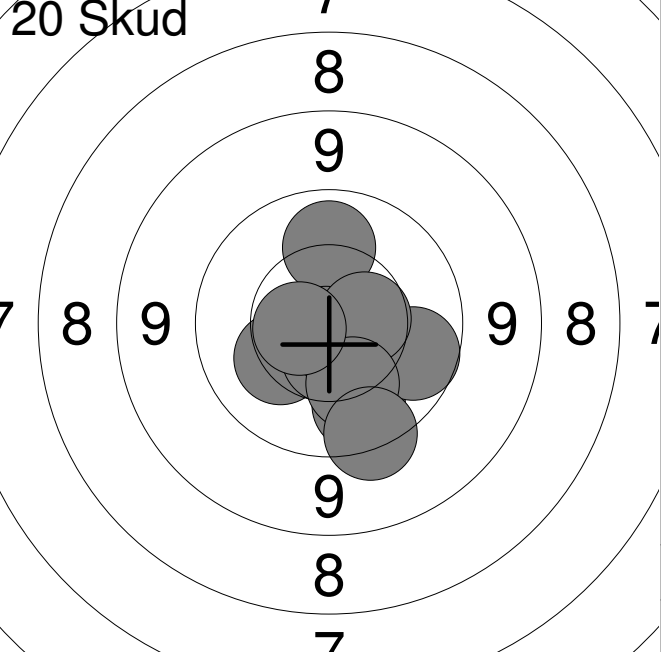
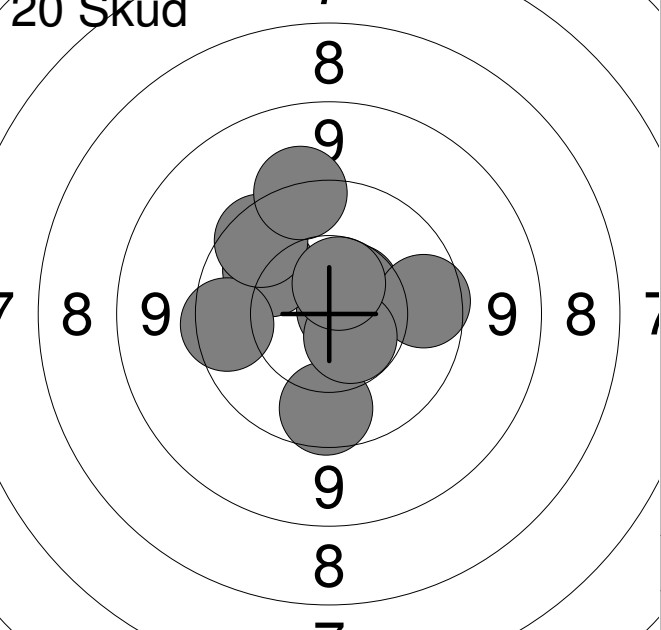
<p>20 Skud</p>	<table style="width:100%; border-collapse: collapse;"> <tr><td style="width:10%;">1:</td><td style="width:10%;">8.9</td><td style="width:10%; text-align: right;">←</td></tr> <tr><td>2:</td><td>9.2</td><td style="text-align: right;">←</td></tr> <tr><td>3:</td><td>9.0</td><td style="text-align: right;">↗</td></tr> <tr><td>4:</td><td>8.5</td><td style="text-align: right;">←</td></tr> <tr><td>5:</td><td>8.4</td><td style="text-align: right;">↗</td></tr> <tr><td>6:</td><td>9.4</td><td style="text-align: right;">←</td></tr> <tr><td>7:</td><td>8.3</td><td style="text-align: right;">↗</td></tr> <tr><td>8:</td><td>7.5</td><td style="text-align: right;">←</td></tr> <tr><td>9:</td><td>8.7</td><td style="text-align: right;">↗</td></tr> <tr><td>10:</td><td>9.1</td><td style="text-align: right;">↗</td></tr> </table>	1:	8.9	←	2:	9.2	←	3:	9.0	↗	4:	8.5	←	5:	8.4	↗	6:	9.4	←	7:	8.3	↗	8:	7.5	←	9:	8.7	↗	10:	9.1	↗
1:	8.9	←																													
2:	9.2	←																													
3:	9.0	↗																													
4:	8.5	←																													
5:	8.4	↗																													
6:	9.4	←																													
7:	8.3	↗																													
8:	7.5	←																													
9:	8.7	↗																													
10:	9.1	↗																													
<table style="width:100%; border-collapse: collapse;"> <tr> <td style="width:10%;">Serie</td> <td style="width:10%;"></td> <td style="width:10%; text-align: right;">83.0</td> </tr> <tr> <td>Total</td> <td></td> <td style="text-align: right;">83.0</td> </tr> </table>		Serie		83.0	Total		83.0																								
Serie		83.0																													
Total		83.0																													

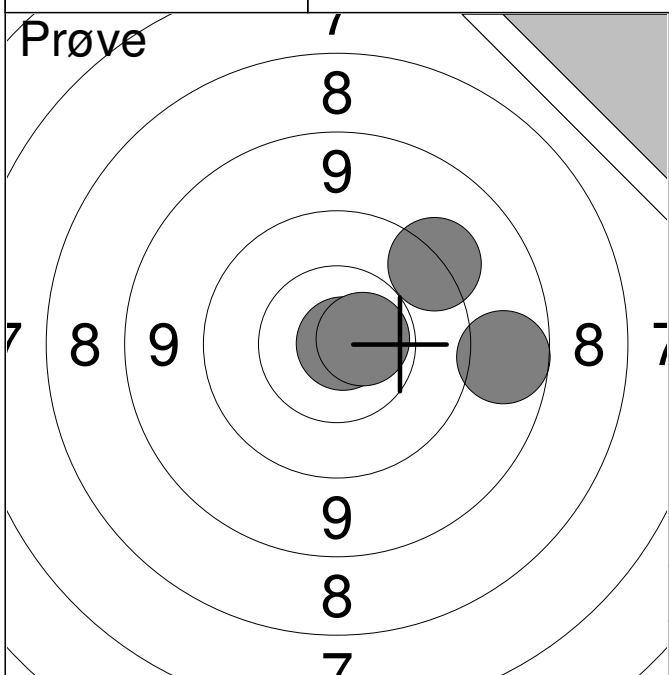
<p>20 Skud</p>	<table style="width:100%; border-collapse: collapse;"> <tr><td style="width:10%;">11:</td><td style="width:10%;">*10.8</td><td style="width:10%; text-align: right;">←</td></tr> <tr><td>12:</td><td>8.9</td><td style="text-align: right;">↓</td></tr> <tr><td>13:</td><td>10.4</td><td style="text-align: right;">→</td></tr> <tr><td>14:</td><td>*10.6</td><td style="text-align: right;">→</td></tr> <tr><td>15:</td><td>10.6</td><td style="text-align: right;">↓</td></tr> <tr><td>16:</td><td>8.5</td><td style="text-align: right;">→</td></tr> <tr><td>17:</td><td>9.8</td><td style="text-align: right;">→</td></tr> <tr><td>18:</td><td>*10.7</td><td style="text-align: right;">↙</td></tr> <tr><td>19:</td><td>7.4</td><td style="text-align: right;">←</td></tr> <tr><td>20:</td><td>8.5</td><td style="text-align: right;">→</td></tr> </table>	11:	*10.8	←	12:	8.9	↓	13:	10.4	→	14:	*10.6	→	15:	10.6	↓	16:	8.5	→	17:	9.8	→	18:	*10.7	↙	19:	7.4	←	20:	8.5	→
11:	*10.8	←																													
12:	8.9	↓																													
13:	10.4	→																													
14:	*10.6	→																													
15:	10.6	↓																													
16:	8.5	→																													
17:	9.8	→																													
18:	*10.7	↙																													
19:	7.4	←																													
20:	8.5	→																													
<table style="width:100%; border-collapse: collapse;"> <tr> <td style="width:10%;">Serie</td> <td style="width:10%;"></td> <td style="width:10%; text-align: right;">90.0</td> </tr> <tr> <td>Total</td> <td></td> <td style="text-align: right;">173.0</td> </tr> </table>		Serie		90.0	Total		173.0																								
Serie		90.0																													
Total		173.0																													

<p>Prøve</p>	<table style="width:100%; border-collapse: collapse;"> <tr><td style="width:10%;">1:</td><td style="width:15%;">10.3</td><td style="width:10%; text-align: right;">←</td></tr> <tr><td>2:</td><td>*10.6</td><td style="text-align: right;">←</td></tr> <tr><td>3:</td><td>10.3</td><td style="text-align: right;">↙</td></tr> <tr><td>4:</td><td>9.9</td><td style="text-align: right;">←</td></tr> <tr><td>5:</td><td>10.4</td><td style="text-align: right;">→</td></tr> <tr><td>6:</td><td>*10.7</td><td style="text-align: right;">↗</td></tr> <tr><td>7:</td><td>10.5</td><td style="text-align: right;">↑</td></tr> </table>	1:	10.3	←	2:	*10.6	←	3:	10.3	↙	4:	9.9	←	5:	10.4	→	6:	*10.7	↗	7:	10.5	↑
1:	10.3	←																				
2:	*10.6	←																				
3:	10.3	↙																				
4:	9.9	←																				
5:	10.4	→																				
6:	*10.7	↗																				
7:	10.5	↑																				
<table style="width:100%; border-collapse: collapse;"> <tr> <td style="width:10%;"></td> <td style="width:15%;">Serie</td> <td style="width:10%;"></td> <td style="width:15%; text-align: right;">69.0</td> </tr> <tr> <td colspan="3">Total</td> <td style="text-align: right;">0.0</td> </tr> </table>			Serie		69.0	Total			0.0													
	Serie		69.0																			
Total			0.0																			

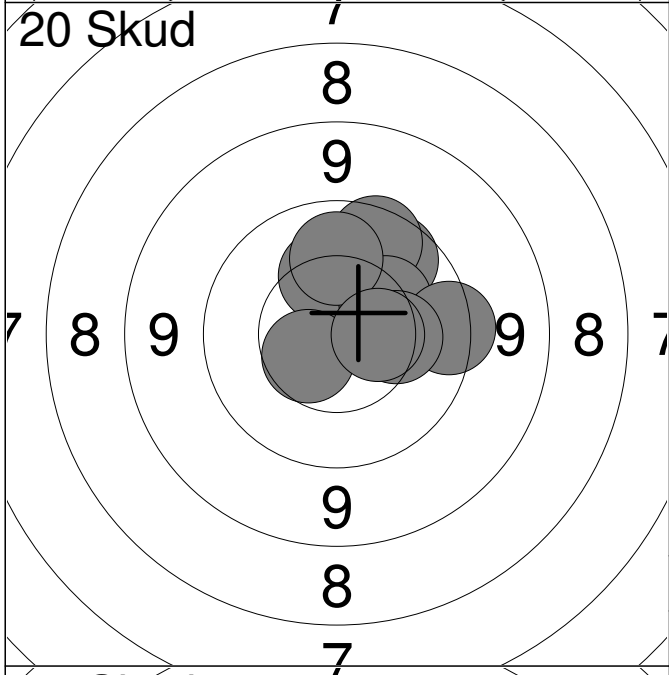
<p>20 Skud</p>	<table style="width:100%; border-collapse: collapse;"> <tr><td style="width:10%;">1:</td><td style="width:15%;">10.4</td><td style="width:10%; text-align: right;">←</td></tr> <tr><td>2:</td><td>10.3</td><td style="text-align: right;">←</td></tr> <tr><td>3:</td><td>10.5</td><td style="text-align: right;">↗</td></tr> <tr><td>4:</td><td>10.2</td><td style="text-align: right;">↗</td></tr> <tr><td>5:</td><td>*10.7</td><td style="text-align: right;">↓</td></tr> <tr><td>6:</td><td>9.6</td><td style="text-align: right;">↘</td></tr> <tr><td>7:</td><td>10.3</td><td style="text-align: right;">↗</td></tr> <tr><td>8:</td><td>10.5</td><td style="text-align: right;">↗</td></tr> <tr><td>9:</td><td>*10.7</td><td style="text-align: right;">↓</td></tr> <tr><td>10:</td><td>9.5</td><td style="text-align: right;">↘</td></tr> </table>	1:	10.4	←	2:	10.3	←	3:	10.5	↗	4:	10.2	↗	5:	*10.7	↓	6:	9.6	↘	7:	10.3	↗	8:	10.5	↗	9:	*10.7	↓	10:	9.5	↘
1:	10.4	←																													
2:	10.3	←																													
3:	10.5	↗																													
4:	10.2	↗																													
5:	*10.7	↓																													
6:	9.6	↘																													
7:	10.3	↗																													
8:	10.5	↗																													
9:	*10.7	↓																													
10:	9.5	↘																													
<table style="width:100%; border-collapse: collapse;"> <tr> <td style="width:10%;"></td> <td style="width:15%;">Serie</td> <td style="width:10%;"></td> <td style="width:15%; text-align: right;">98.0</td> </tr> <tr> <td colspan="3">Total</td> <td style="text-align: right;">98.0</td> </tr> </table>			Serie		98.0	Total			98.0																						
	Serie		98.0																												
Total			98.0																												

<p>20 Skud</p>	<table style="width:100%; border-collapse: collapse;"> <tr><td style="width:10%;">11:</td><td style="width:15%;">*10.6</td><td style="width:10%; text-align: right;">→</td></tr> <tr><td>12:</td><td>10.3</td><td style="text-align: right;">→</td></tr> <tr><td>13:</td><td>*10.8</td><td style="text-align: right;">↑</td></tr> <tr><td>14:</td><td>10.5</td><td style="text-align: right;">↗</td></tr> <tr><td>15:</td><td>10.4</td><td style="text-align: right;">↗</td></tr> <tr><td>16:</td><td>*10.7</td><td style="text-align: right;">↖</td></tr> <tr><td>17:</td><td>10.5</td><td style="text-align: right;">↗</td></tr> <tr><td>18:</td><td>10.4</td><td style="text-align: right;">↖</td></tr> <tr><td>19:</td><td>10.6</td><td style="text-align: right;">→</td></tr> <tr><td>20:</td><td>*10.8</td><td style="text-align: right;">↗</td></tr> </table>	11:	*10.6	→	12:	10.3	→	13:	*10.8	↑	14:	10.5	↗	15:	10.4	↗	16:	*10.7	↖	17:	10.5	↗	18:	10.4	↖	19:	10.6	→	20:	*10.8	↗
11:	*10.6	→																													
12:	10.3	→																													
13:	*10.8	↑																													
14:	10.5	↗																													
15:	10.4	↗																													
16:	*10.7	↖																													
17:	10.5	↗																													
18:	10.4	↖																													
19:	10.6	→																													
20:	*10.8	↗																													
<table style="width:100%; border-collapse: collapse;"> <tr> <td style="width:10%;"></td> <td style="width:15%;">Serie</td> <td style="width:10%;"></td> <td style="width:15%; text-align: right;">100.0</td> </tr> <tr> <td colspan="3">Total</td> <td style="text-align: right;">198.0</td> </tr> </table>			Serie		100.0	Total			198.0																						
	Serie		100.0																												
Total			198.0																												

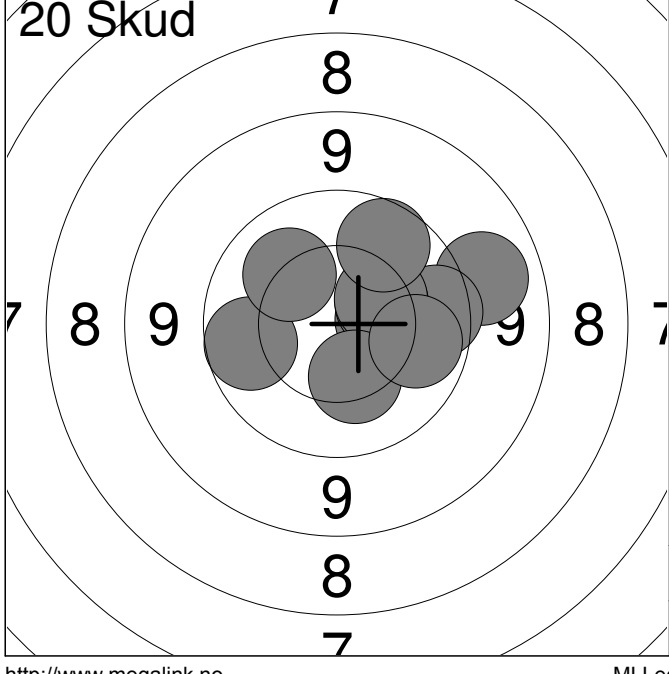
<p>Prøve</p> 	<table style="width:100%; border-collapse: collapse;"> <tr><td style="width:10%;">1:</td><td style="width:15%;">10.4</td><td style="width:10%; text-align: right;">↘</td></tr> <tr><td>2:</td><td>10.4</td><td style="text-align: right;">↘</td></tr> <tr><td>3:</td><td>*10.8</td><td style="text-align: right;">↘</td></tr> <tr><td>4:</td><td>10.5</td><td style="text-align: right;">↗</td></tr> <tr><td>5:</td><td>10.3</td><td style="text-align: right;">↗</td></tr> <tr><td colspan="3"><hr/></td></tr> <tr><td>Serie</td><td></td><td style="text-align: right;">50.0</td></tr> <tr><td>Total</td><td></td><td style="text-align: right;">0.0</td></tr> </table>	1:	10.4	↘	2:	10.4	↘	3:	*10.8	↘	4:	10.5	↗	5:	10.3	↗	<hr/>			Serie		50.0	Total		0.0															
1:	10.4	↘																																						
2:	10.4	↘																																						
3:	*10.8	↘																																						
4:	10.5	↗																																						
5:	10.3	↗																																						
<hr/>																																								
Serie		50.0																																						
Total		0.0																																						
<p>20 Skud</p> 	<table style="width:100%; border-collapse: collapse;"> <tr><td style="width:10%;">1:</td><td style="width:15%;">10.3</td><td style="width:10%; text-align: right;">↙</td></tr> <tr><td>2:</td><td>9.9</td><td style="text-align: right;">↘</td></tr> <tr><td>3:</td><td>9.9</td><td style="text-align: right;">→</td></tr> <tr><td>4:</td><td>10.1</td><td style="text-align: right;">↑</td></tr> <tr><td>5:</td><td>10.6</td><td style="text-align: right;">↘</td></tr> <tr><td>6:</td><td>*10.8</td><td style="text-align: right;">↘</td></tr> <tr><td>7:</td><td>10.5</td><td style="text-align: right;">→</td></tr> <tr><td>8:</td><td>10.2</td><td style="text-align: right;">↘</td></tr> <tr><td>9:</td><td>9.5</td><td style="text-align: right;">↘</td></tr> <tr><td>10:</td><td>*10.6</td><td style="text-align: right;">↙</td></tr> <tr><td colspan="3"><hr/></td></tr> <tr><td>Serie</td><td></td><td style="text-align: right;">97.0</td></tr> <tr><td>Total</td><td></td><td style="text-align: right;">97.0</td></tr> </table>	1:	10.3	↙	2:	9.9	↘	3:	9.9	→	4:	10.1	↑	5:	10.6	↘	6:	*10.8	↘	7:	10.5	→	8:	10.2	↘	9:	9.5	↘	10:	*10.6	↙	<hr/>			Serie		97.0	Total		97.0
1:	10.3	↙																																						
2:	9.9	↘																																						
3:	9.9	→																																						
4:	10.1	↑																																						
5:	10.6	↘																																						
6:	*10.8	↘																																						
7:	10.5	→																																						
8:	10.2	↘																																						
9:	9.5	↘																																						
10:	*10.6	↙																																						
<hr/>																																								
Serie		97.0																																						
Total		97.0																																						
<p>20 Skud</p> 	<table style="width:100%; border-collapse: collapse;"> <tr><td style="width:10%;">11:</td><td style="width:15%;">*10.8</td><td style="width:10%; text-align: right;">→</td></tr> <tr><td>12:</td><td>10.1</td><td style="text-align: right;">↗</td></tr> <tr><td>13:</td><td>9.8</td><td style="text-align: right;">↘</td></tr> <tr><td>14:</td><td>9.7</td><td style="text-align: right;">←</td></tr> <tr><td>15:</td><td>10.6</td><td style="text-align: right;">↗</td></tr> <tr><td>16:</td><td>9.8</td><td style="text-align: right;">→</td></tr> <tr><td>17:</td><td>*10.6</td><td style="text-align: right;">↘</td></tr> <tr><td>18:</td><td>9.8</td><td style="text-align: right;">↗</td></tr> <tr><td>19:</td><td>10.6</td><td style="text-align: right;">↗</td></tr> <tr><td>20:</td><td>9.5</td><td style="text-align: right;">↑</td></tr> <tr><td colspan="3"><hr/></td></tr> <tr><td>Serie</td><td></td><td style="text-align: right;">95.0</td></tr> <tr><td>Total</td><td></td><td style="text-align: right;">192.0</td></tr> </table>	11:	*10.8	→	12:	10.1	↗	13:	9.8	↘	14:	9.7	←	15:	10.6	↗	16:	9.8	→	17:	*10.6	↘	18:	9.8	↗	19:	10.6	↗	20:	9.5	↑	<hr/>			Serie		95.0	Total		192.0
11:	*10.8	→																																						
12:	10.1	↗																																						
13:	9.8	↘																																						
14:	9.7	←																																						
15:	10.6	↗																																						
16:	9.8	→																																						
17:	*10.6	↘																																						
18:	9.8	↗																																						
19:	10.6	↗																																						
20:	9.5	↑																																						
<hr/>																																								
Serie		95.0																																						
Total		192.0																																						



	1:	8.9	→
	2:	9.4	↗
	3:	*10.9	→
	4:	*10.6	→
Serie			37.0
Total			0.0



	1:	10.3	↗
	2:	10.3	↑
	3:	10.5	↖
	4:	9.9	↗
	5:	9.8	↑
	6:	10.3	↗
	7:	9.6	→
	8:	10.3	→
	9:	10.1	↑
	10:	10.5	→
Serie			97.0
Total			97.0



	11:	10.4	→
	12:	9.1	→
	13:	9.8	→
	14:	10.4	↗
	15:	9.9	↖
	16:	10.4	↗
	17:	10.2	↗
	18:	9.9	↗
	19:	10.3	↘
	20:	10.0	→
Serie			96.0
Total			193.0

<p>Prøve</p>	<table style="width:100%; border-collapse: collapse;"> <tr><td style="text-align: right;">1:</td><td style="text-align: right;">9.9</td><td style="text-align: right;">↘</td></tr> <tr><td style="text-align: right;">2:</td><td style="text-align: right;">9.5</td><td style="text-align: right;">↘</td></tr> <tr><td style="text-align: right;">3:</td><td style="text-align: right;">9.8</td><td style="text-align: right;">↘</td></tr> <tr><td style="text-align: right;">4:</td><td style="text-align: right;">9.7</td><td style="text-align: right;">↗</td></tr> <tr><td style="text-align: right;">5:</td><td style="text-align: right;">*10.6</td><td style="text-align: right;">↘</td></tr> <tr><td style="text-align: right;">6:</td><td style="text-align: right;">9.9</td><td style="text-align: right;">↗</td></tr> <tr><td style="text-align: right;">7:</td><td style="text-align: right;">10.1</td><td style="text-align: right;">↘</td></tr> <tr><td style="text-align: right;">8:</td><td style="text-align: right;">10.2</td><td style="text-align: right;">↗</td></tr> <tr><td style="text-align: right;">9:</td><td style="text-align: right;">10.3</td><td style="text-align: right;">↘</td></tr> <tr><td style="text-align: right;">10:</td><td style="text-align: right;">10.4</td><td style="text-align: right;">↘</td></tr> <tr><td colspan="2">Serie</td><td style="text-align: right;">95.0</td></tr> <tr><td colspan="2">Total</td><td style="text-align: right;">0.0</td></tr> </table>	1:	9.9	↘	2:	9.5	↘	3:	9.8	↘	4:	9.7	↗	5:	*10.6	↘	6:	9.9	↗	7:	10.1	↘	8:	10.2	↗	9:	10.3	↘	10:	10.4	↘	Serie		95.0	Total		0.0
1:	9.9	↘																																			
2:	9.5	↘																																			
3:	9.8	↘																																			
4:	9.7	↗																																			
5:	*10.6	↘																																			
6:	9.9	↗																																			
7:	10.1	↘																																			
8:	10.2	↗																																			
9:	10.3	↘																																			
10:	10.4	↘																																			
Serie		95.0																																			
Total		0.0																																			

<p>20 Skud</p>	<table style="width:100%; border-collapse: collapse;"> <tr><td style="text-align: right;">1:</td><td style="text-align: right;">10.4</td><td style="text-align: right;">↘</td></tr> <tr><td style="text-align: right;">2:</td><td style="text-align: right;">*10.6</td><td style="text-align: right;">↘</td></tr> <tr><td style="text-align: right;">3:</td><td style="text-align: right;">10.2</td><td style="text-align: right;">↘</td></tr> <tr><td style="text-align: right;">4:</td><td style="text-align: right;">9.9</td><td style="text-align: right;">↗</td></tr> <tr><td style="text-align: right;">5:</td><td style="text-align: right;">9.6</td><td style="text-align: right;">↗</td></tr> <tr><td style="text-align: right;">6:</td><td style="text-align: right;">*10.7</td><td style="text-align: right;">↗</td></tr> <tr><td style="text-align: right;">7:</td><td style="text-align: right;">*10.6</td><td style="text-align: right;">↘</td></tr> <tr><td style="text-align: right;">8:</td><td style="text-align: right;">10.4</td><td style="text-align: right;">↗</td></tr> <tr><td style="text-align: right;">9:</td><td style="text-align: right;">10.2</td><td style="text-align: right;">↘</td></tr> <tr><td style="text-align: right;">10:</td><td style="text-align: right;">*10.8</td><td style="text-align: right;">↗</td></tr> <tr><td colspan="2">Serie</td><td style="text-align: right;">98.0</td></tr> <tr><td colspan="2">Total</td><td style="text-align: right;">98.0</td></tr> </table>	1:	10.4	↘	2:	*10.6	↘	3:	10.2	↘	4:	9.9	↗	5:	9.6	↗	6:	*10.7	↗	7:	*10.6	↘	8:	10.4	↗	9:	10.2	↘	10:	*10.8	↗	Serie		98.0	Total		98.0
1:	10.4	↘																																			
2:	*10.6	↘																																			
3:	10.2	↘																																			
4:	9.9	↗																																			
5:	9.6	↗																																			
6:	*10.7	↗																																			
7:	*10.6	↘																																			
8:	10.4	↗																																			
9:	10.2	↘																																			
10:	*10.8	↗																																			
Serie		98.0																																			
Total		98.0																																			

<p>20 Skud</p>	<table style="width:100%; border-collapse: collapse;"> <tr><td style="text-align: right;">11:</td><td style="text-align: right;">*10.7</td><td style="text-align: right;">↖</td></tr> <tr><td style="text-align: right;">12:</td><td style="text-align: right;">10.1</td><td style="text-align: right;">↖</td></tr> <tr><td style="text-align: right;">13:</td><td style="text-align: right;">9.8</td><td style="text-align: right;">↗</td></tr> <tr><td style="text-align: right;">14:</td><td style="text-align: right;">*10.5</td><td style="text-align: right;">↗</td></tr> <tr><td style="text-align: right;">15:</td><td style="text-align: right;">10.1</td><td style="text-align: right;">↗</td></tr> <tr><td style="text-align: right;">16:</td><td style="text-align: right;">*10.8</td><td style="text-align: right;">↘</td></tr> <tr><td style="text-align: right;">17:</td><td style="text-align: right;">10.1</td><td style="text-align: right;">↖</td></tr> <tr><td style="text-align: right;">18:</td><td style="text-align: right;">10.3</td><td style="text-align: right;">↖</td></tr> <tr><td style="text-align: right;">19:</td><td style="text-align: right;">9.8</td><td style="text-align: right;">↖</td></tr> <tr><td style="text-align: right;">20:</td><td style="text-align: right;">10.3</td><td style="text-align: right;">↗</td></tr> <tr><td colspan="2">Serie</td><td style="text-align: right;">98.0</td></tr> <tr><td colspan="2">Total</td><td style="text-align: right;">196.0</td></tr> </table>	11:	*10.7	↖	12:	10.1	↖	13:	9.8	↗	14:	*10.5	↗	15:	10.1	↗	16:	*10.8	↘	17:	10.1	↖	18:	10.3	↖	19:	9.8	↖	20:	10.3	↗	Serie		98.0	Total		196.0
11:	*10.7	↖																																			
12:	10.1	↖																																			
13:	9.8	↗																																			
14:	*10.5	↗																																			
15:	10.1	↗																																			
16:	*10.8	↘																																			
17:	10.1	↖																																			
18:	10.3	↖																																			
19:	9.8	↖																																			
20:	10.3	↗																																			
Serie		98.0																																			
Total		196.0																																			

<p>Prøve</p>	<table style="width:100%; border-collapse: collapse;"> <tr><td style="width:10%;">1:</td><td style="width:15%;">10.6</td><td style="width:10%; text-align: center;">↓</td></tr> <tr><td>2:</td><td>10.3</td><td style="text-align: center;">←</td></tr> <tr><td>3:</td><td>10.6</td><td style="text-align: center;">↗</td></tr> <tr><td>4:</td><td>*10.6</td><td style="text-align: center;">↗</td></tr> <tr><td>5:</td><td>10.2</td><td style="text-align: center;">←</td></tr> </table>	1:	10.6	↓	2:	10.3	←	3:	10.6	↗	4:	*10.6	↗	5:	10.2	←
1:	10.6	↓														
2:	10.3	←														
3:	10.6	↗														
4:	*10.6	↗														
5:	10.2	←														

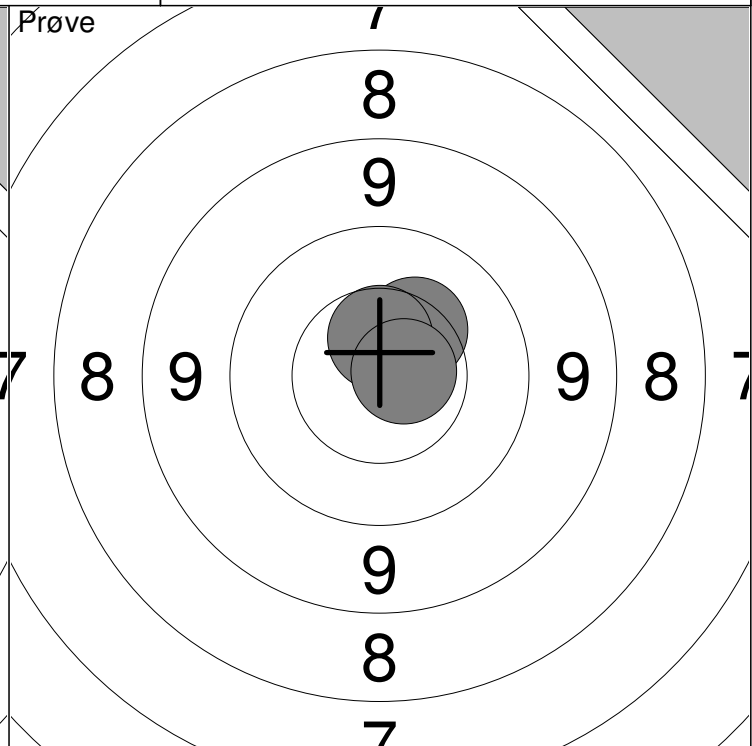
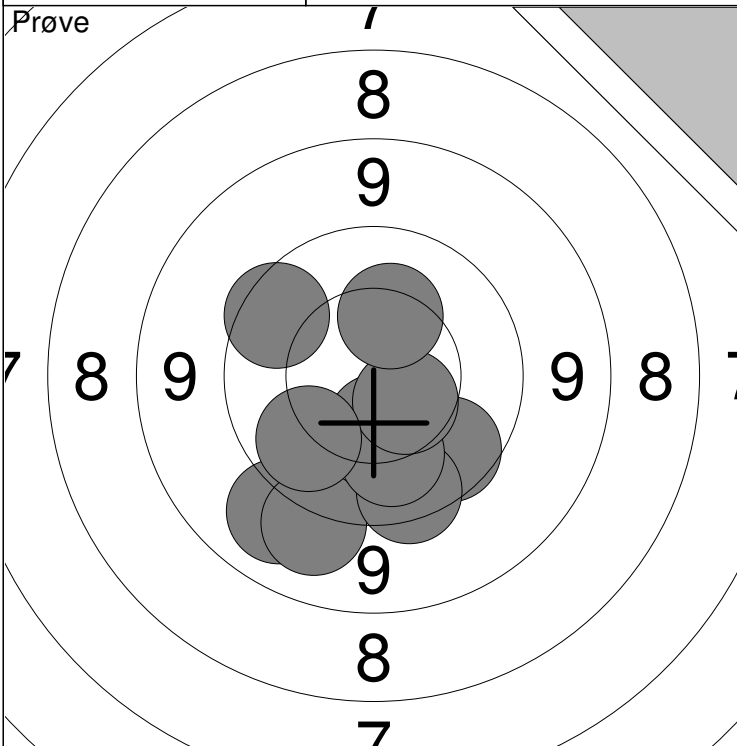
Serie	50.0
Total	0.0

<p>20 Skud</p>	<table style="width:100%; border-collapse: collapse;"> <tr><td style="width:10%;">1:</td><td style="width:15%;">9.6</td><td style="width:10%; text-align: center;">↘</td></tr> <tr><td>2:</td><td>10.4</td><td style="text-align: center;">↗</td></tr> <tr><td>3:</td><td>10.4</td><td style="text-align: center;">↓</td></tr> <tr><td>4:</td><td>10.1</td><td style="text-align: center;">←</td></tr> <tr><td>5:</td><td>*10.7</td><td style="text-align: center;">←</td></tr> <tr><td>6:</td><td>10.2</td><td style="text-align: center;">↗</td></tr> <tr><td>7:</td><td>10.1</td><td style="text-align: center;">↗</td></tr> <tr><td>8:</td><td>10.3</td><td style="text-align: center;">←</td></tr> <tr><td>9:</td><td>*10.7</td><td style="text-align: center;">↑</td></tr> <tr><td>10:</td><td>10.2</td><td style="text-align: center;">←</td></tr> </table>	1:	9.6	↘	2:	10.4	↗	3:	10.4	↓	4:	10.1	←	5:	*10.7	←	6:	10.2	↗	7:	10.1	↗	8:	10.3	←	9:	*10.7	↑	10:	10.2	←
1:	9.6	↘																													
2:	10.4	↗																													
3:	10.4	↓																													
4:	10.1	←																													
5:	*10.7	←																													
6:	10.2	↗																													
7:	10.1	↗																													
8:	10.3	←																													
9:	*10.7	↑																													
10:	10.2	←																													

Serie	99.0
Total	99.0

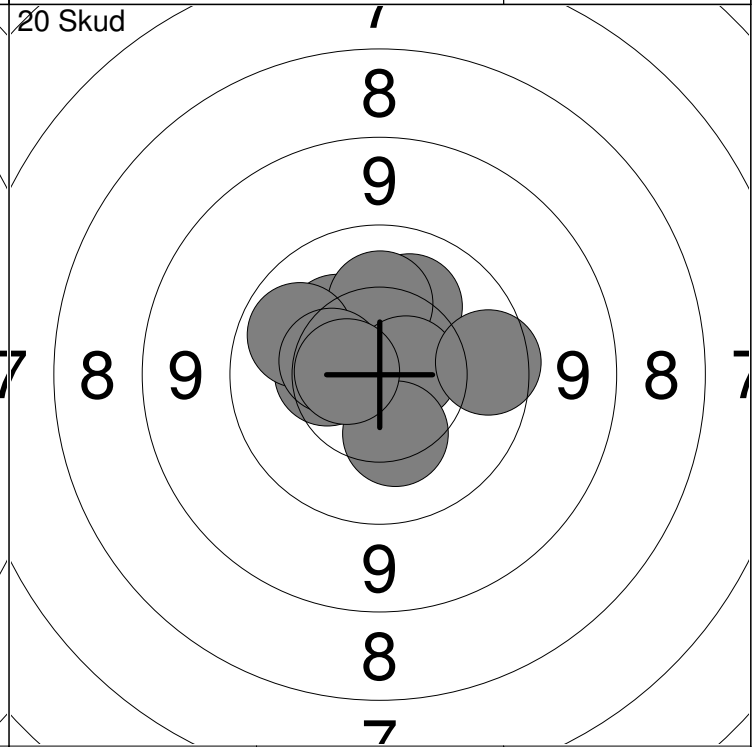
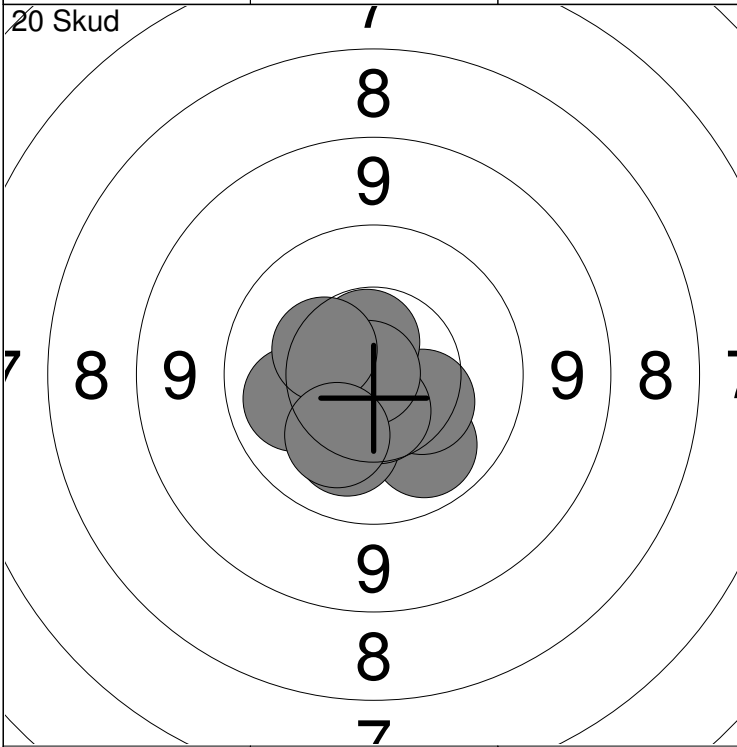
<p>20 Skud</p>	<table style="width:100%; border-collapse: collapse;"> <tr><td style="width:10%;">11:</td><td style="width:15%;">*10.7</td><td style="width:10%; text-align: center;">←</td></tr> <tr><td>12:</td><td>10.5</td><td style="text-align: center;">↑</td></tr> <tr><td>13:</td><td>10.5</td><td style="text-align: center;">↗</td></tr> <tr><td>14:</td><td>10.2</td><td style="text-align: center;">←</td></tr> <tr><td>15:</td><td>10.2</td><td style="text-align: center;">↗</td></tr> <tr><td>16:</td><td>*10.6</td><td style="text-align: center;">←</td></tr> <tr><td>17:</td><td>10.0</td><td style="text-align: center;">←</td></tr> <tr><td>18:</td><td>9.9</td><td style="text-align: center;">↗</td></tr> <tr><td>19:</td><td>10.2</td><td style="text-align: center;">←</td></tr> <tr><td>20:</td><td>10.3</td><td style="text-align: center;">↑</td></tr> </table>	11:	*10.7	←	12:	10.5	↑	13:	10.5	↗	14:	10.2	←	15:	10.2	↗	16:	*10.6	←	17:	10.0	←	18:	9.9	↗	19:	10.2	←	20:	10.3	↑
11:	*10.7	←																													
12:	10.5	↑																													
13:	10.5	↗																													
14:	10.2	←																													
15:	10.2	↗																													
16:	*10.6	←																													
17:	10.0	←																													
18:	9.9	↗																													
19:	10.2	←																													
20:	10.3	↑																													

Serie	99.0
Total	198.0



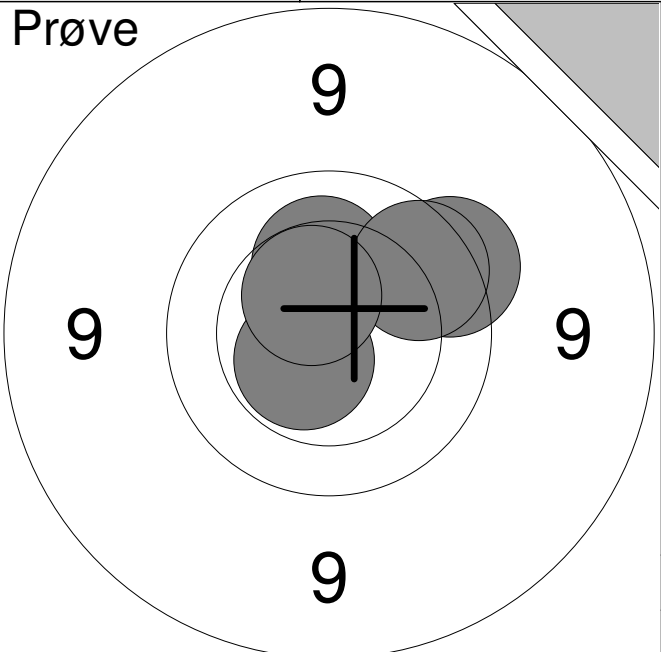
1: 9.2 ↙	6: 10.1 ↓	Serie	95.0
2: 9.2 ↓	7: 10.5 ↓		Total
3: 10.4 ↓	8: 10.0 ↙		
4: 9.9 ↘	9: 9.7 ↗		
5: 9.7 ↓	10: 10.3 ↗		

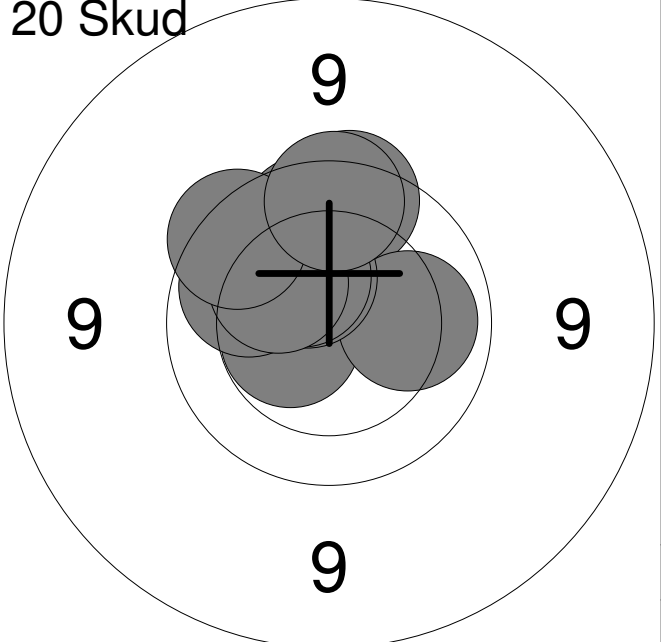
11: 10.3 ↗	Serie	30.0
12: 10.6 ↑		Total
13: *10.7 →		



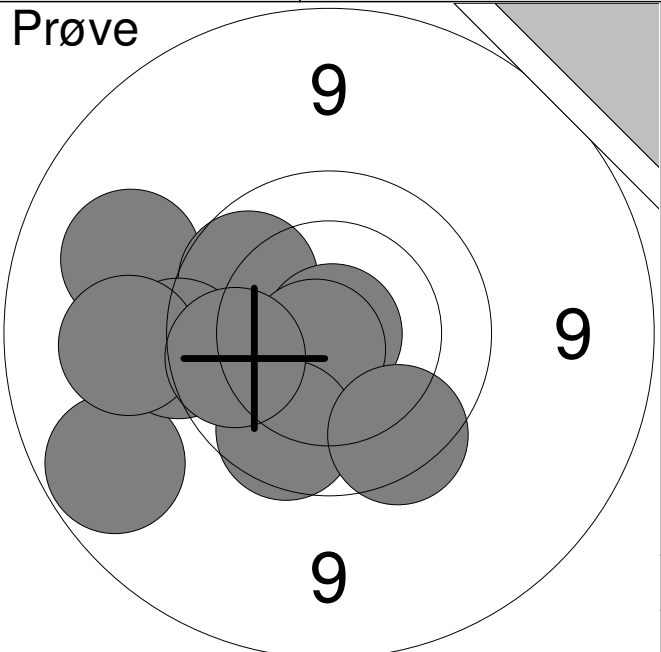
1: 10.1 ↙	6: *10.6 ↑	Serie	100.0
2: 10.2 ↓	7: 10.1 ←		Total
3: *10.7 ↙	8: *10.9 ←		
4: 10.4 ↘	9: 10.4 ↗		
5: 10.6 ↓	10: 10.2 ↘		

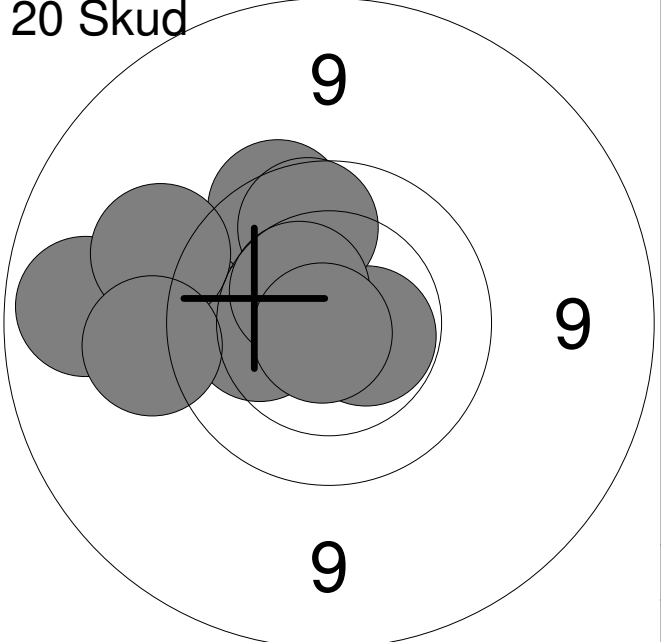
11: 10.3 ↗	16: 10.3 ↓	Serie	99.0
12: 10.4 ←	17: 10.0 ↗		Total
13: 10.2 ↗	18: 10.4 ←		
14: 10.2 ↑	19: 9.8 →		
15: *10.7 →	20: *10.6 ←		

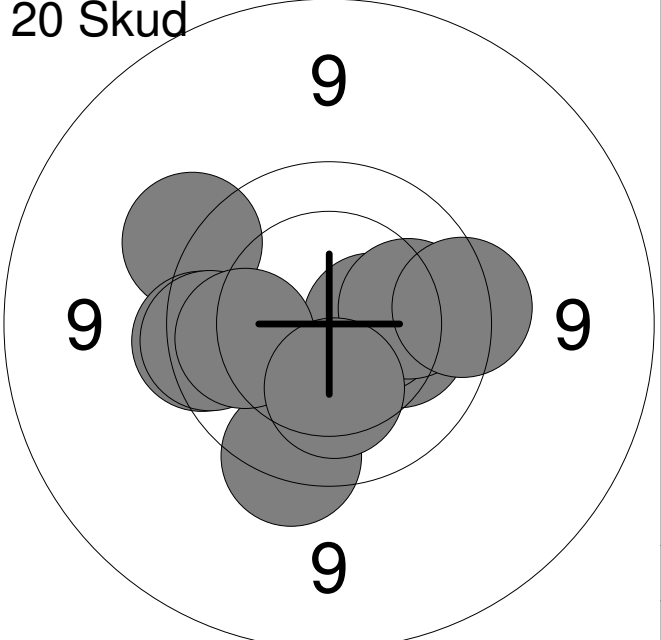
<p>Prøve</p> 	<table style="width:100%;"> <tr><td>1:</td><td>9.7</td><td>↗</td></tr> <tr><td>2:</td><td>*10.6</td><td>↖</td></tr> <tr><td>3:</td><td>10.2</td><td>↑</td></tr> <tr><td>4:</td><td>9.8</td><td>↗</td></tr> <tr><td>5:</td><td>*10.5</td><td>↑</td></tr> </table>	1:	9.7	↗	2:	*10.6	↖	3:	10.2	↑	4:	9.8	↗	5:	*10.5	↑
1:	9.7	↗														
2:	*10.6	↖														
3:	10.2	↑														
4:	9.8	↗														
5:	*10.5	↑														
	Serie 48.0															
	Total 0.0															

<p>20 Skud</p> 	<table style="width:100%;"> <tr><td>1:</td><td>*10.5</td><td>←</td></tr> <tr><td>2:</td><td>9.8</td><td>↑</td></tr> <tr><td>3:</td><td>10.1</td><td>→</td></tr> <tr><td>4:</td><td>10.4</td><td>↗</td></tr> <tr><td>5:</td><td>9.9</td><td>↑</td></tr> <tr><td>6:</td><td>10.4</td><td>↗</td></tr> <tr><td>7:</td><td>10.0</td><td>↗</td></tr> <tr><td>8:</td><td>10.2</td><td>↗</td></tr> <tr><td>9:</td><td>9.8</td><td>↗</td></tr> <tr><td>10:</td><td>9.8</td><td>↑</td></tr> </table>	1:	*10.5	←	2:	9.8	↑	3:	10.1	→	4:	10.4	↗	5:	9.9	↑	6:	10.4	↗	7:	10.0	↗	8:	10.2	↗	9:	9.8	↗	10:	9.8	↑
1:	*10.5	←																													
2:	9.8	↑																													
3:	10.1	→																													
4:	10.4	↗																													
5:	9.9	↑																													
6:	10.4	↗																													
7:	10.0	↗																													
8:	10.2	↗																													
9:	9.8	↗																													
10:	9.8	↑																													
	Serie 96.0																														
	Total 96.0																														

<p>20 Skud</p> 	<table style="width:100%;"> <tr><td>11:</td><td>10.4</td><td>↑</td></tr> <tr><td>12:</td><td>*10.6</td><td>↗</td></tr> <tr><td>13:</td><td>10.5</td><td>↑</td></tr> <tr><td>14:</td><td>*10.7</td><td>←</td></tr> <tr><td>15:</td><td>9.9</td><td>↗</td></tr> <tr><td>16:</td><td>10.1</td><td>↖</td></tr> <tr><td>17:</td><td>10.2</td><td>↗</td></tr> <tr><td>18:</td><td>10.5</td><td>←</td></tr> <tr><td>19:</td><td>9.8</td><td>↑</td></tr> <tr><td>20:</td><td>10.2</td><td>←</td></tr> </table>	11:	10.4	↑	12:	*10.6	↗	13:	10.5	↑	14:	*10.7	←	15:	9.9	↗	16:	10.1	↖	17:	10.2	↗	18:	10.5	←	19:	9.8	↑	20:	10.2	←
11:	10.4	↑																													
12:	*10.6	↗																													
13:	10.5	↑																													
14:	*10.7	←																													
15:	9.9	↗																													
16:	10.1	↖																													
17:	10.2	↗																													
18:	10.5	←																													
19:	9.8	↑																													
20:	10.2	←																													
	Serie 98.0																														
	Total 194.0																														

<p>Prøve</p> 	<table style="width:100%; border-collapse: collapse;"> <tr><td style="width:10%;">1:</td><td style="width:15%;">9.2</td><td style="width:10%; text-align: center;">↗</td></tr> <tr><td>2:</td><td>9.9</td><td style="text-align: center;">↗</td></tr> <tr><td>3:</td><td>9.0</td><td style="text-align: center;">↖</td></tr> <tr><td>4:</td><td>*10.9</td><td style="text-align: center;">↘</td></tr> <tr><td>5:</td><td>9.6</td><td style="text-align: center;">←</td></tr> <tr><td>6:</td><td>*10.7</td><td style="text-align: center;">↖</td></tr> <tr><td>7:</td><td>9.9</td><td style="text-align: center;">↘</td></tr> <tr><td>8:</td><td>9.3</td><td style="text-align: center;">←</td></tr> <tr><td>9:</td><td>9.9</td><td style="text-align: center;">←</td></tr> <tr><td>10:</td><td>9.8</td><td style="text-align: center;">↘</td></tr> <tr><td colspan="2">Serie</td><td style="text-align: right;">92.0</td></tr> <tr><td colspan="2">Total</td><td style="text-align: right;">0.0</td></tr> </table>	1:	9.2	↗	2:	9.9	↗	3:	9.0	↖	4:	*10.9	↘	5:	9.6	←	6:	*10.7	↖	7:	9.9	↘	8:	9.3	←	9:	9.9	←	10:	9.8	↘	Serie		92.0	Total		0.0
1:	9.2	↗																																			
2:	9.9	↗																																			
3:	9.0	↖																																			
4:	*10.9	↘																																			
5:	9.6	←																																			
6:	*10.7	↖																																			
7:	9.9	↘																																			
8:	9.3	←																																			
9:	9.9	←																																			
10:	9.8	↘																																			
Serie		92.0																																			
Total		0.0																																			

<p>20 Skud</p> 	<table style="width:100%; border-collapse: collapse;"> <tr><td style="width:10%;">1:</td><td style="width:15%;">10.2</td><td style="width:10%; text-align: center;">↗</td></tr> <tr><td>2:</td><td>9.8</td><td style="text-align: center;">↗</td></tr> <tr><td>3:</td><td>*10.5</td><td style="text-align: center;">↘</td></tr> <tr><td>4:</td><td>10.2</td><td style="text-align: center;">←</td></tr> <tr><td>5:</td><td>9.9</td><td style="text-align: center;">↗</td></tr> <tr><td>6:</td><td>10.5</td><td style="text-align: center;">↗</td></tr> <tr><td>7:</td><td>9.0</td><td style="text-align: center;">←</td></tr> <tr><td>8:</td><td>*10.8</td><td style="text-align: center;">↘</td></tr> <tr><td>9:</td><td>9.4</td><td style="text-align: center;">↗</td></tr> <tr><td>10:</td><td>9.4</td><td style="text-align: center;">←</td></tr> <tr><td colspan="2">Serie</td><td style="text-align: right;">95.0</td></tr> <tr><td colspan="2">Total</td><td style="text-align: right;">95.0</td></tr> </table>	1:	10.2	↗	2:	9.8	↗	3:	*10.5	↘	4:	10.2	←	5:	9.9	↗	6:	10.5	↗	7:	9.0	←	8:	*10.8	↘	9:	9.4	↗	10:	9.4	←	Serie		95.0	Total		95.0
1:	10.2	↗																																			
2:	9.8	↗																																			
3:	*10.5	↘																																			
4:	10.2	←																																			
5:	9.9	↗																																			
6:	10.5	↗																																			
7:	9.0	←																																			
8:	*10.8	↘																																			
9:	9.4	↗																																			
10:	9.4	←																																			
Serie		95.0																																			
Total		95.0																																			

<p>20 Skud</p> 	<table style="width:100%; border-collapse: collapse;"> <tr><td style="width:10%;">11:</td><td style="width:15%;">10.2</td><td style="width:10%; text-align: center;">→</td></tr> <tr><td>12:</td><td>9.7</td><td style="text-align: center;">↘</td></tr> <tr><td>13:</td><td>10.5</td><td style="text-align: center;">→</td></tr> <tr><td>14:</td><td>10.1</td><td style="text-align: center;">→</td></tr> <tr><td>15:</td><td>9.5</td><td style="text-align: center;">↗</td></tr> <tr><td>16:</td><td>9.7</td><td style="text-align: center;">←</td></tr> <tr><td>17:</td><td>9.8</td><td style="text-align: center;">←</td></tr> <tr><td>18:</td><td>10.0</td><td style="text-align: center;">←</td></tr> <tr><td>19:</td><td>10.3</td><td style="text-align: center;">↘</td></tr> <tr><td>20:</td><td>9.7</td><td style="text-align: center;">→</td></tr> <tr><td colspan="2">Serie</td><td style="text-align: right;">95.0</td></tr> <tr><td colspan="2">Total</td><td style="text-align: right;">190.0</td></tr> </table>	11:	10.2	→	12:	9.7	↘	13:	10.5	→	14:	10.1	→	15:	9.5	↗	16:	9.7	←	17:	9.8	←	18:	10.0	←	19:	10.3	↘	20:	9.7	→	Serie		95.0	Total		190.0
11:	10.2	→																																			
12:	9.7	↘																																			
13:	10.5	→																																			
14:	10.1	→																																			
15:	9.5	↗																																			
16:	9.7	←																																			
17:	9.8	←																																			
18:	10.0	←																																			
19:	10.3	↘																																			
20:	9.7	→																																			
Serie		95.0																																			
Total		190.0																																			

<p>Prøve</p>	<table style="width:100%; border-collapse: collapse;"> <tr><td style="width:10%;">1:</td><td style="width:15%;">10.2</td><td style="width:10%; text-align: center;">↗</td></tr> <tr><td>2:</td><td>10.2</td><td style="text-align: center;">↗</td></tr> <tr><td>3:</td><td>10.0</td><td style="text-align: center;">↘</td></tr> <tr><td>4:</td><td>*10.7</td><td style="text-align: center;">↑</td></tr> <tr><td>5:</td><td>9.2</td><td style="text-align: center;">↘</td></tr> <tr><td>6:</td><td>9.9</td><td style="text-align: center;">↘</td></tr> </table>	1:	10.2	↗	2:	10.2	↗	3:	10.0	↘	4:	*10.7	↑	5:	9.2	↘	6:	9.9	↘
1:	10.2	↗																	
2:	10.2	↗																	
3:	10.0	↘																	
4:	*10.7	↑																	
5:	9.2	↘																	
6:	9.9	↘																	
<table style="width:100%; border-collapse: collapse;"> <tr> <td style="width:45%;">Serie</td> <td style="width:55%; text-align: right;">58.0</td> </tr> <tr> <td>Total</td> <td style="text-align: right;">0.0</td> </tr> </table>		Serie	58.0	Total	0.0														
Serie	58.0																		
Total	0.0																		

<p>20 Skud</p>	<table style="width:100%; border-collapse: collapse;"> <tr><td style="width:10%;">1:</td><td style="width:15%;">*10.6</td><td style="width:10%; text-align: center;">↓</td></tr> <tr><td>2:</td><td>10.1</td><td style="text-align: center;">↘</td></tr> <tr><td>3:</td><td>10.4</td><td style="text-align: center;">↙</td></tr> <tr><td>4:</td><td>10.3</td><td style="text-align: center;">↓</td></tr> <tr><td>5:</td><td>9.6</td><td style="text-align: center;">↙</td></tr> <tr><td>6:</td><td>10.3</td><td style="text-align: center;">↘</td></tr> <tr><td>7:</td><td>10.0</td><td style="text-align: center;">↙</td></tr> <tr><td>8:</td><td>9.7</td><td style="text-align: center;">↗</td></tr> <tr><td>9:</td><td>9.6</td><td style="text-align: center;">↗</td></tr> <tr><td>10:</td><td>10.0</td><td style="text-align: center;">→</td></tr> </table>	1:	*10.6	↓	2:	10.1	↘	3:	10.4	↙	4:	10.3	↓	5:	9.6	↙	6:	10.3	↘	7:	10.0	↙	8:	9.7	↗	9:	9.6	↗	10:	10.0	→
1:	*10.6	↓																													
2:	10.1	↘																													
3:	10.4	↙																													
4:	10.3	↓																													
5:	9.6	↙																													
6:	10.3	↘																													
7:	10.0	↙																													
8:	9.7	↗																													
9:	9.6	↗																													
10:	10.0	→																													
<table style="width:100%; border-collapse: collapse;"> <tr> <td style="width:45%;">Serie</td> <td style="width:55%; text-align: right;">97.0</td> </tr> <tr> <td>Total</td> <td style="text-align: right;">97.0</td> </tr> </table>		Serie	97.0	Total	97.0																										
Serie	97.0																														
Total	97.0																														

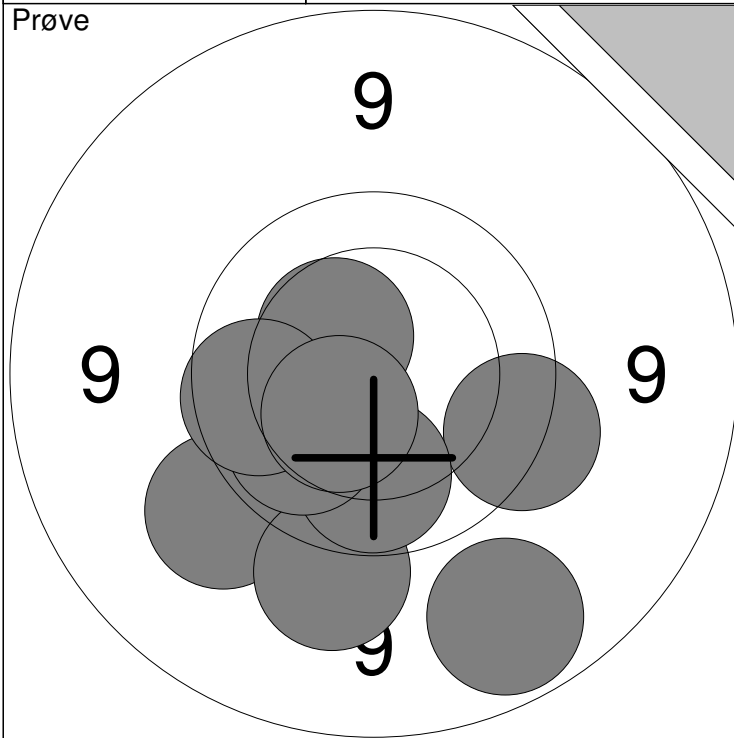
<p>20 Skud</p>	<table style="width:100%; border-collapse: collapse;"> <tr><td style="width:10%;">11:</td><td style="width:15%;">*10.5</td><td style="width:10%; text-align: center;">↘</td></tr> <tr><td>12:</td><td>*10.6</td><td style="text-align: center;">↗</td></tr> <tr><td>13:</td><td>9.8</td><td style="text-align: center;">↘</td></tr> <tr><td>14:</td><td>10.1</td><td style="text-align: center;">↗</td></tr> <tr><td>15:</td><td>10.2</td><td style="text-align: center;">↑</td></tr> <tr><td>16:</td><td>10.4</td><td style="text-align: center;">↗</td></tr> <tr><td>17:</td><td>9.8</td><td style="text-align: center;">↑</td></tr> <tr><td>18:</td><td>10.3</td><td style="text-align: center;">↘</td></tr> <tr><td>19:</td><td>10.4</td><td style="text-align: center;">↗</td></tr> <tr><td>20:</td><td>10.2</td><td style="text-align: center;">↑</td></tr> </table>	11:	*10.5	↘	12:	*10.6	↗	13:	9.8	↘	14:	10.1	↗	15:	10.2	↑	16:	10.4	↗	17:	9.8	↑	18:	10.3	↘	19:	10.4	↗	20:	10.2	↑
11:	*10.5	↘																													
12:	*10.6	↗																													
13:	9.8	↘																													
14:	10.1	↗																													
15:	10.2	↑																													
16:	10.4	↗																													
17:	9.8	↑																													
18:	10.3	↘																													
19:	10.4	↗																													
20:	10.2	↑																													
<table style="width:100%; border-collapse: collapse;"> <tr> <td style="width:45%;">Serie</td> <td style="width:55%; text-align: right;">98.0</td> </tr> <tr> <td>Total</td> <td style="text-align: right;">195.0</td> </tr> </table>		Serie	98.0	Total	195.0																										
Serie	98.0																														
Total	195.0																														

Hold
6Skive
1**Morten Andersen**

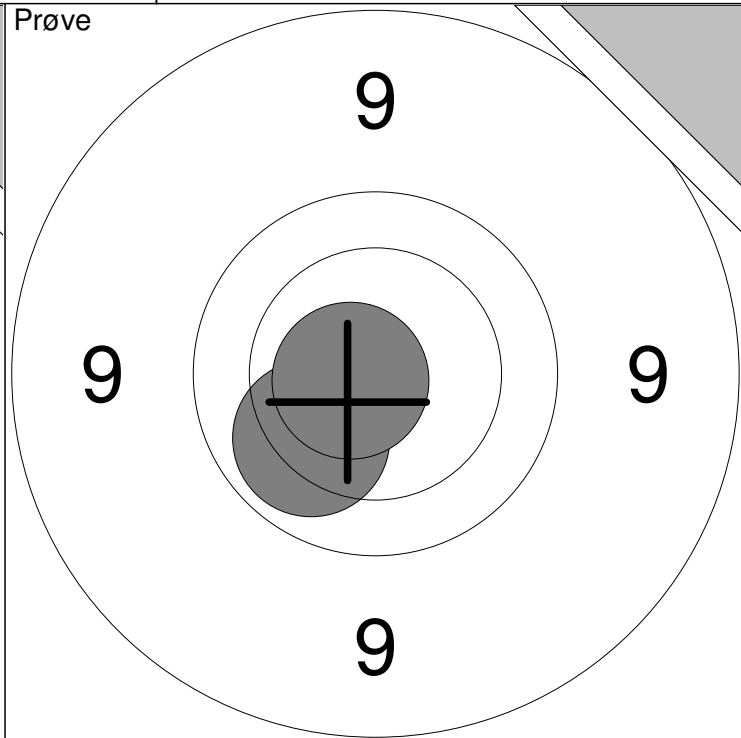
Skf. Kimbrenne

V1

Prøve



Prøve



1: 9.6 →
2: 9.0 ↓
3: 9.7 ↓
4: 9.4 ↙
5: 9.4 ↓

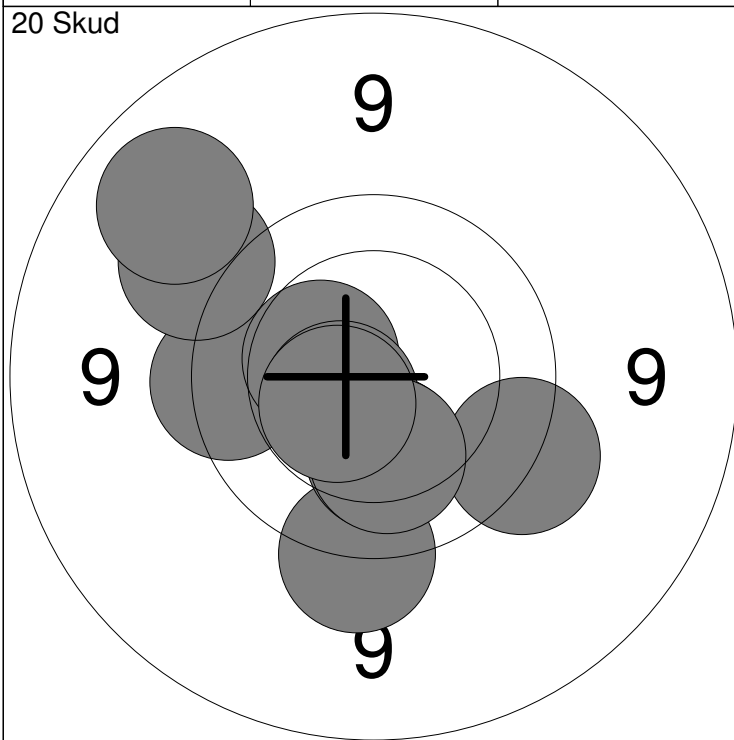
6: 10.0 ↓
7: 10.0 ↙
8: 10.4 ↗
9: 9.9 ←
10: 10.4 ↙

Serie 94.0
Total 0.0

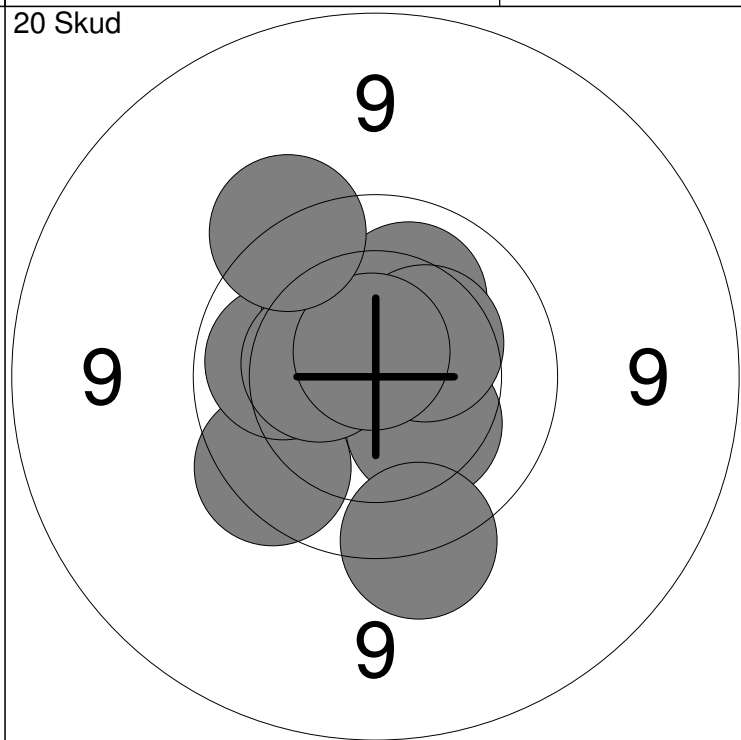
11: 10.1 ↙
12: *10.7 ←

Serie 20.0
Total 0.0

20 Skud



20 Skud



1: 9.5 ↓
2: 9.7 ←
3: 9.4 ↗
4: 9.6 ↘
5: 10.2 ↓

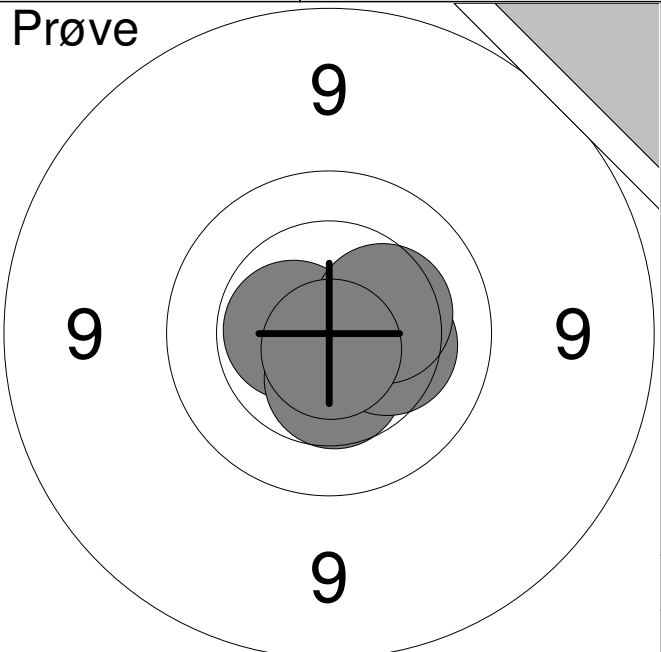
6: 10.4 ←
7: *10.6 ↙
8: 9.1 ↗
9: 10.2 ↓
10: *10.5 ↙

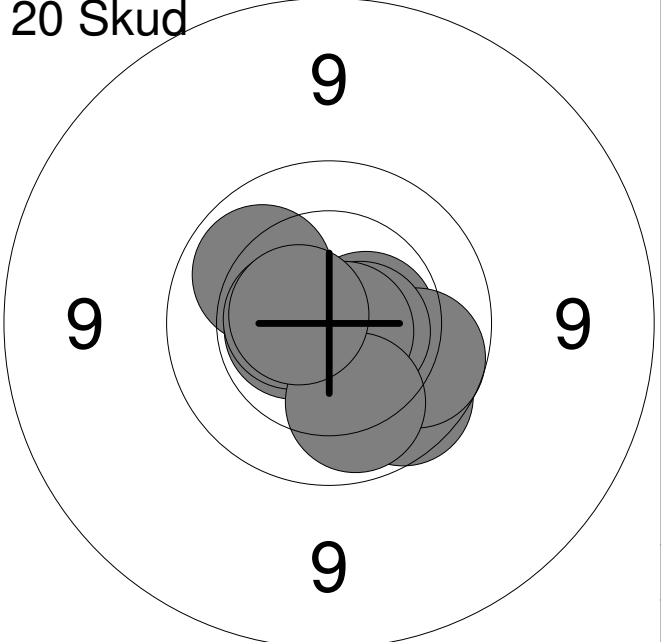
Serie 95.0
Total 95.0

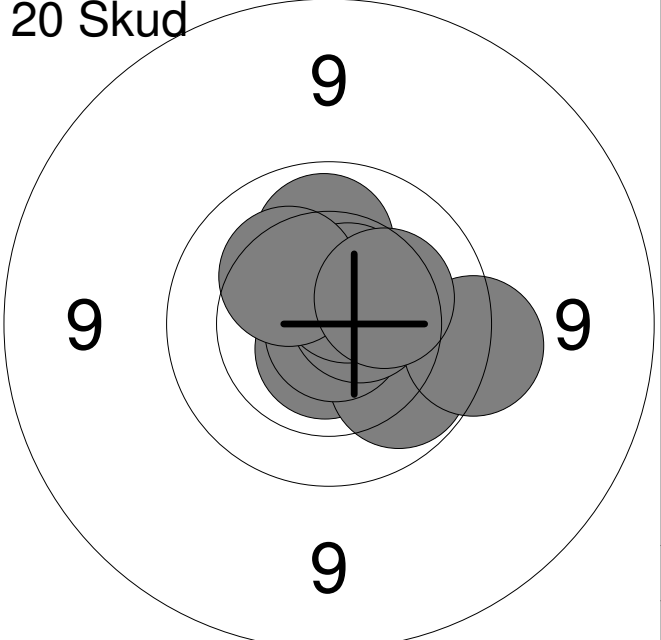
11: 9.8 ↙
12: 10.1 ←
13: 10.3 ↗
14: 10.1 ↗
15: 10.3 ↘

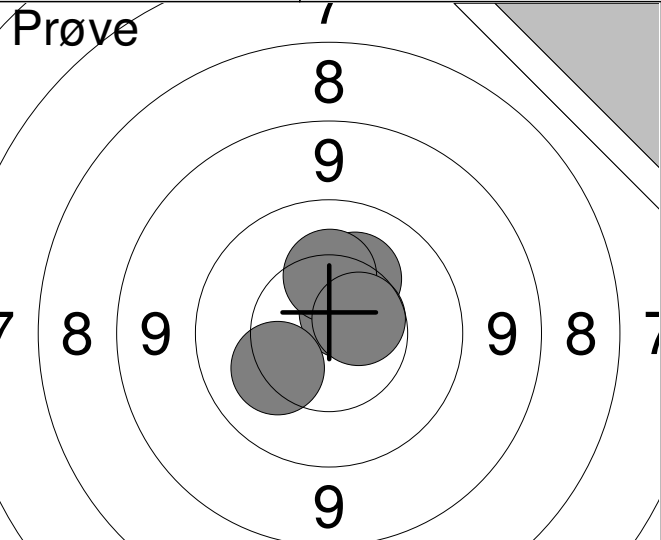
16: 10.4 ←
17: 10.4 ↗
18: *10.7 ↑
19: 9.6 ↓
20: 9.6 ↗

Serie 97.0
Total 192.0

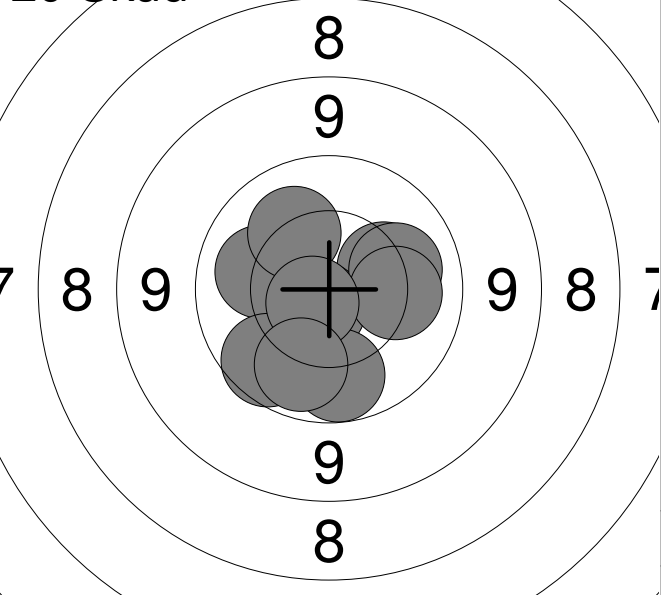
<p>Prøve</p> 	<table style="width:100%; border-collapse: collapse;"> <tr><td style="width:10%;">1:</td><td style="width:15%;">*10.6</td><td style="width:10%; text-align: right;">←</td></tr> <tr><td>2:</td><td>10.5</td><td style="text-align: right;">↓</td></tr> <tr><td>3:</td><td>10.3</td><td style="text-align: right;">→</td></tr> <tr><td>4:</td><td>10.3</td><td style="text-align: right;">→</td></tr> <tr><td>5:</td><td>*10.8</td><td style="text-align: right;">↓</td></tr> </table> <table border="1" style="width:100%; border-collapse: collapse; margin-top: 10px;"> <tr> <td style="width:80%;">Serie</td> <td style="width:20%; text-align: right;">50.0</td> </tr> <tr> <td>Total</td> <td style="text-align: right;">0.0</td> </tr> </table>	1:	*10.6	←	2:	10.5	↓	3:	10.3	→	4:	10.3	→	5:	*10.8	↓	Serie	50.0	Total	0.0
1:	*10.6	←																		
2:	10.5	↓																		
3:	10.3	→																		
4:	10.3	→																		
5:	*10.8	↓																		
Serie	50.0																			
Total	0.0																			

<p>20 Skud</p> 	<table style="width:100%; border-collapse: collapse;"> <tr><td style="width:10%;">1:</td><td style="width:15%;">9.9</td><td style="width:10%; text-align: right;">↓</td></tr> <tr><td>2:</td><td>*10.6</td><td style="text-align: right;">→</td></tr> <tr><td>3:</td><td>10.1</td><td style="text-align: right;">↗</td></tr> <tr><td>4:</td><td>9.9</td><td style="text-align: right;">↓</td></tr> <tr><td>5:</td><td>*10.6</td><td style="text-align: right;">↓</td></tr> <tr><td>6:</td><td>*10.8</td><td style="text-align: right;">↓</td></tr> <tr><td>7:</td><td>*10.6</td><td style="text-align: right;">←</td></tr> <tr><td>8:</td><td>*10.6</td><td style="text-align: right;">←</td></tr> <tr><td>9:</td><td>10.0</td><td style="text-align: right;">↓</td></tr> <tr><td>10:</td><td>*10.6</td><td style="text-align: right;">↖</td></tr> </table> <table border="1" style="width:100%; border-collapse: collapse; margin-top: 10px;"> <tr> <td style="width:80%;">Serie</td> <td style="width:20%; text-align: right;">98.0</td> </tr> <tr> <td>Total</td> <td style="text-align: right;">98.0</td> </tr> </table>	1:	9.9	↓	2:	*10.6	→	3:	10.1	↗	4:	9.9	↓	5:	*10.6	↓	6:	*10.8	↓	7:	*10.6	←	8:	*10.6	←	9:	10.0	↓	10:	*10.6	↖	Serie	98.0	Total	98.0
1:	9.9	↓																																	
2:	*10.6	→																																	
3:	10.1	↗																																	
4:	9.9	↓																																	
5:	*10.6	↓																																	
6:	*10.8	↓																																	
7:	*10.6	←																																	
8:	*10.6	←																																	
9:	10.0	↓																																	
10:	*10.6	↖																																	
Serie	98.0																																		
Total	98.0																																		

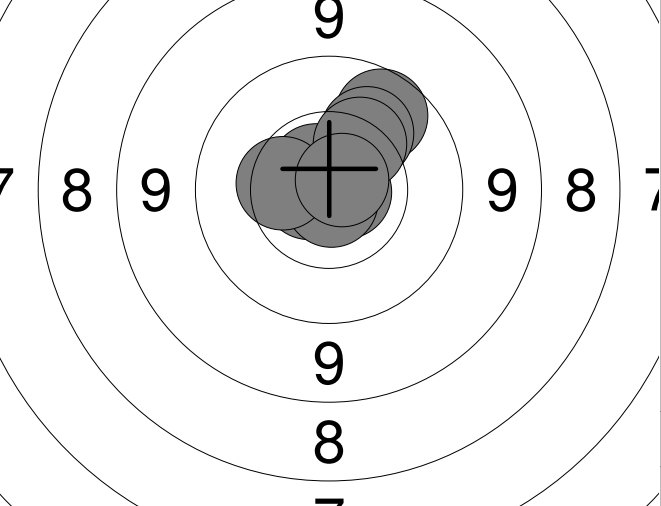
<p>20 Skud</p> 	<table style="width:100%; border-collapse: collapse;"> <tr><td style="width:10%;">11:</td><td style="width:15%;">*10.6</td><td style="width:10%; text-align: right;">↗</td></tr> <tr><td>12:</td><td>*10.7</td><td style="text-align: right;">↓</td></tr> <tr><td>13:</td><td>10.0</td><td style="text-align: right;">↓</td></tr> <tr><td>14:</td><td>*10.8</td><td style="text-align: right;">↓</td></tr> <tr><td>15:</td><td>*10.6</td><td style="text-align: right;">→</td></tr> <tr><td>16:</td><td>9.6</td><td style="text-align: right;">→</td></tr> <tr><td>17:</td><td>10.1</td><td style="text-align: right;">↑</td></tr> <tr><td>18:</td><td>*10.6</td><td style="text-align: right;">↗</td></tr> <tr><td>19:</td><td>10.3</td><td style="text-align: right;">↗</td></tr> <tr><td>20:</td><td>10.3</td><td style="text-align: right;">↗</td></tr> </table> <table border="1" style="width:100%; border-collapse: collapse; margin-top: 10px;"> <tr> <td style="width:80%;">Serie</td> <td style="width:20%; text-align: right;">99.0</td> </tr> <tr> <td>Total</td> <td style="text-align: right;">197.0</td> </tr> </table>	11:	*10.6	↗	12:	*10.7	↓	13:	10.0	↓	14:	*10.8	↓	15:	*10.6	→	16:	9.6	→	17:	10.1	↑	18:	*10.6	↗	19:	10.3	↗	20:	10.3	↗	Serie	99.0	Total	197.0
11:	*10.6	↗																																	
12:	*10.7	↓																																	
13:	10.0	↓																																	
14:	*10.8	↓																																	
15:	*10.6	→																																	
16:	9.6	→																																	
17:	10.1	↑																																	
18:	*10.6	↗																																	
19:	10.3	↗																																	
20:	10.3	↗																																	
Serie	99.0																																		
Total	197.0																																		

<p>Prøve</p> 	<table style="width:100%; border-collapse: collapse;"> <tr><td style="width:10%;">1:</td><td style="width:15%;">*10.6</td><td style="width:10%; text-align: center;">↗</td></tr> <tr><td>2:</td><td>10.3</td><td style="text-align: center;">↗</td></tr> <tr><td>3:</td><td>10.3</td><td style="text-align: center;">↑</td></tr> <tr><td>4:</td><td>10.6</td><td style="text-align: center;">→</td></tr> <tr><td>5:</td><td>10.2</td><td style="text-align: center;">↙</td></tr> </table>	1:	*10.6	↗	2:	10.3	↗	3:	10.3	↑	4:	10.6	→	5:	10.2	↙
1:	*10.6	↗														
2:	10.3	↗														
3:	10.3	↑														
4:	10.6	→														
5:	10.2	↙														

Serie	50.0
Total	0.0

<p>20 Skud</p> 	<table style="width:100%; border-collapse: collapse;"> <tr><td style="width:10%;">1:</td><td style="width:15%;">10.3</td><td style="width:10%; text-align: center;">→</td></tr> <tr><td>2:</td><td>10.1</td><td style="text-align: center;">←</td></tr> <tr><td>3:</td><td>*10.7</td><td style="text-align: center;">↙</td></tr> <tr><td>4:</td><td>10.1</td><td style="text-align: center;">→</td></tr> <tr><td>5:</td><td>10.2</td><td style="text-align: center;">↗</td></tr> <tr><td>6:</td><td>9.9</td><td style="text-align: center;">↙</td></tr> <tr><td>7:</td><td>10.2</td><td style="text-align: center;">→</td></tr> <tr><td>8:</td><td>9.9</td><td style="text-align: center;">↓</td></tr> <tr><td>9:</td><td>*10.7</td><td style="text-align: center;">↙</td></tr> <tr><td>10:</td><td>10.0</td><td style="text-align: center;">↓</td></tr> </table>	1:	10.3	→	2:	10.1	←	3:	*10.7	↙	4:	10.1	→	5:	10.2	↗	6:	9.9	↙	7:	10.2	→	8:	9.9	↓	9:	*10.7	↙	10:	10.0	↓
1:	10.3	→																													
2:	10.1	←																													
3:	*10.7	↙																													
4:	10.1	→																													
5:	10.2	↗																													
6:	9.9	↙																													
7:	10.2	→																													
8:	9.9	↓																													
9:	*10.7	↙																													
10:	10.0	↓																													

Serie	98.0
Total	98.0

<p>20 Skud</p> 	<table style="width:100%; border-collapse: collapse;"> <tr><td style="width:10%;">11:</td><td style="width:15%;">*10.7</td><td style="width:10%; text-align: center;">↗</td></tr> <tr><td>12:</td><td>*10.7</td><td style="text-align: center;">←</td></tr> <tr><td>13:</td><td>*10.8</td><td style="text-align: center;">→</td></tr> <tr><td>14:</td><td>9.9</td><td style="text-align: center;">↗</td></tr> <tr><td>15:</td><td>*10.8</td><td style="text-align: center;">↓</td></tr> <tr><td>16:</td><td>10.2</td><td style="text-align: center;">↗</td></tr> <tr><td>17:</td><td>*10.7</td><td style="text-align: center;">↗</td></tr> <tr><td>18:</td><td>10.3</td><td style="text-align: center;">↗</td></tr> <tr><td>19:</td><td>10.4</td><td style="text-align: center;">←</td></tr> <tr><td>20:</td><td>*10.8</td><td style="text-align: center;">↗</td></tr> </table>	11:	*10.7	↗	12:	*10.7	←	13:	*10.8	→	14:	9.9	↗	15:	*10.8	↓	16:	10.2	↗	17:	*10.7	↗	18:	10.3	↗	19:	10.4	←	20:	*10.8	↗
11:	*10.7	↗																													
12:	*10.7	←																													
13:	*10.8	→																													
14:	9.9	↗																													
15:	*10.8	↓																													
16:	10.2	↗																													
17:	*10.7	↗																													
18:	10.3	↗																													
19:	10.4	←																													
20:	*10.8	↗																													

Serie	99.0
Total	197.0

<p>Prøve</p>	<table style="width:100%; border-collapse: collapse;"> <tr><td style="text-align: right;">1:</td><td style="text-align: right;">9.8</td><td style="text-align: center;">↑</td></tr> <tr><td style="text-align: right;">2:</td><td style="text-align: right;">8.9</td><td style="text-align: center;">↗</td></tr> <tr><td style="text-align: right;">3:</td><td style="text-align: right;">9.2</td><td style="text-align: center;">↑</td></tr> <tr><td style="text-align: right;">4:</td><td style="text-align: right;">9.6</td><td style="text-align: center;">↑</td></tr> <tr><td style="text-align: right;">5:</td><td style="text-align: right;">9.6</td><td style="text-align: center;">↑</td></tr> <tr><td style="text-align: right;">6:</td><td style="text-align: right;">9.9</td><td style="text-align: center;">↑</td></tr> <tr><td style="text-align: right;">7:</td><td style="text-align: right;">10.4</td><td style="text-align: center;">↗</td></tr> <tr><td style="text-align: right;">8:</td><td style="text-align: right;">10.2</td><td style="text-align: center;">→</td></tr> </table> <table border="1" style="width:100%; border-collapse: collapse; margin-top: 5px;"> <tr> <td style="width:80%;">Serie</td> <td style="text-align: right;">73.0</td> </tr> <tr> <td>Total</td> <td style="text-align: right;">0.0</td> </tr> </table>	1:	9.8	↑	2:	8.9	↗	3:	9.2	↑	4:	9.6	↑	5:	9.6	↑	6:	9.9	↑	7:	10.4	↗	8:	10.2	→	Serie	73.0	Total	0.0
1:	9.8	↑																											
2:	8.9	↗																											
3:	9.2	↑																											
4:	9.6	↑																											
5:	9.6	↑																											
6:	9.9	↑																											
7:	10.4	↗																											
8:	10.2	→																											
Serie	73.0																												
Total	0.0																												

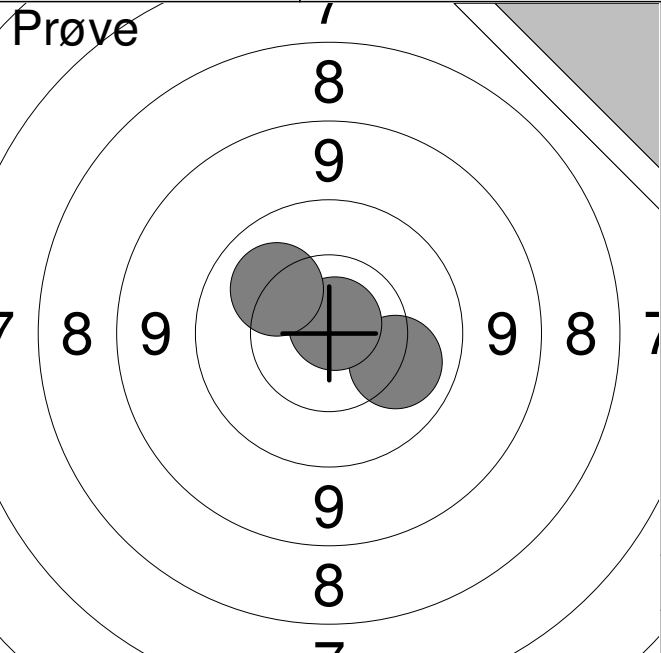
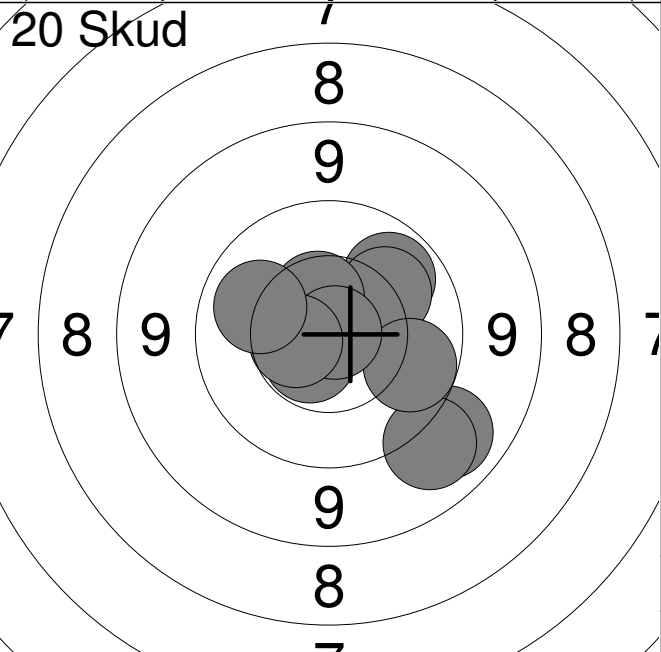
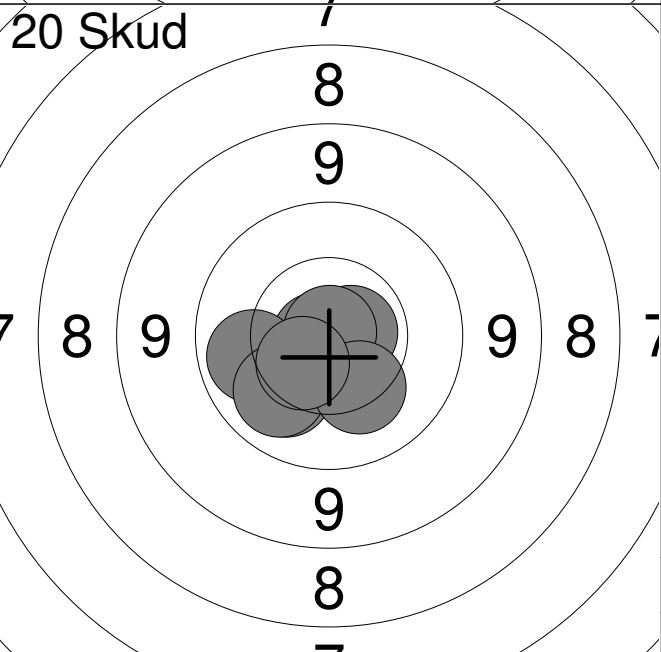
<p>20 Skud</p>	<table style="width:100%; border-collapse: collapse;"> <tr><td style="text-align: right;">1:</td><td style="text-align: right;">*10.7</td><td style="text-align: center;">↗</td></tr> <tr><td style="text-align: right;">2:</td><td style="text-align: right;">9.9</td><td style="text-align: center;">→</td></tr> <tr><td style="text-align: right;">3:</td><td style="text-align: right;">9.4</td><td style="text-align: center;">←</td></tr> <tr><td style="text-align: right;">4:</td><td style="text-align: right;">10.4</td><td style="text-align: center;">↗</td></tr> <tr><td style="text-align: right;">5:</td><td style="text-align: right;">10.2</td><td style="text-align: center;">←</td></tr> <tr><td style="text-align: right;">6:</td><td style="text-align: right;">9.8</td><td style="text-align: center;">↗</td></tr> <tr><td style="text-align: right;">7:</td><td style="text-align: right;">*10.5</td><td style="text-align: center;">↗</td></tr> <tr><td style="text-align: right;">8:</td><td style="text-align: right;">9.8</td><td style="text-align: center;">←</td></tr> <tr><td style="text-align: right;">9:</td><td style="text-align: right;">10.2</td><td style="text-align: center;">↙</td></tr> <tr><td style="text-align: right;">10:</td><td style="text-align: right;">10.3</td><td style="text-align: center;">←</td></tr> </table> <table border="1" style="width:100%; border-collapse: collapse; margin-top: 5px;"> <tr> <td style="width:80%;">Serie</td> <td style="text-align: right;">96.0</td> </tr> <tr> <td>Total</td> <td style="text-align: right;">96.0</td> </tr> </table>	1:	*10.7	↗	2:	9.9	→	3:	9.4	←	4:	10.4	↗	5:	10.2	←	6:	9.8	↗	7:	*10.5	↗	8:	9.8	←	9:	10.2	↙	10:	10.3	←	Serie	96.0	Total	96.0
1:	*10.7	↗																																	
2:	9.9	→																																	
3:	9.4	←																																	
4:	10.4	↗																																	
5:	10.2	←																																	
6:	9.8	↗																																	
7:	*10.5	↗																																	
8:	9.8	←																																	
9:	10.2	↙																																	
10:	10.3	←																																	
Serie	96.0																																		
Total	96.0																																		

<p>20 Skud</p>	<table style="width:100%; border-collapse: collapse;"> <tr><td style="text-align: right;">11:</td><td style="text-align: right;">9.9</td><td style="text-align: center;">→</td></tr> <tr><td style="text-align: right;">12:</td><td style="text-align: right;">9.9</td><td style="text-align: center;">↑</td></tr> <tr><td style="text-align: right;">13:</td><td style="text-align: right;">10.2</td><td style="text-align: center;">↘</td></tr> <tr><td style="text-align: right;">14:</td><td style="text-align: right;">9.8</td><td style="text-align: center;">↘</td></tr> <tr><td style="text-align: right;">15:</td><td style="text-align: right;">9.4</td><td style="text-align: center;">↘</td></tr> <tr><td style="text-align: right;">16:</td><td style="text-align: right;">10.3</td><td style="text-align: center;">↘</td></tr> <tr><td style="text-align: right;">17:</td><td style="text-align: right;">9.1</td><td style="text-align: center;">↗</td></tr> <tr><td style="text-align: right;">18:</td><td style="text-align: right;">9.9</td><td style="text-align: center;">↑</td></tr> <tr><td style="text-align: right;">19:</td><td style="text-align: right;">9.1</td><td style="text-align: center;">↙</td></tr> <tr><td style="text-align: right;">20:</td><td style="text-align: right;">9.1</td><td style="text-align: center;">←</td></tr> </table> <table border="1" style="width:100%; border-collapse: collapse; margin-top: 5px;"> <tr> <td style="width:80%;">Serie</td> <td style="text-align: right;">92.0</td> </tr> <tr> <td>Total</td> <td style="text-align: right;">188.0</td> </tr> </table>	11:	9.9	→	12:	9.9	↑	13:	10.2	↘	14:	9.8	↘	15:	9.4	↘	16:	10.3	↘	17:	9.1	↗	18:	9.9	↑	19:	9.1	↙	20:	9.1	←	Serie	92.0	Total	188.0
11:	9.9	→																																	
12:	9.9	↑																																	
13:	10.2	↘																																	
14:	9.8	↘																																	
15:	9.4	↘																																	
16:	10.3	↘																																	
17:	9.1	↗																																	
18:	9.9	↑																																	
19:	9.1	↙																																	
20:	9.1	←																																	
Serie	92.0																																		
Total	188.0																																		

<p>Prøve</p>	<table style="width:100%; border-collapse: collapse;"> <tr><td style="width:10%;">1:</td><td style="width:40%;">9.8</td><td style="width:50%; text-align: right;">←</td></tr> <tr><td>2:</td><td>10.5</td><td style="text-align: right;">→</td></tr> <tr><td>3:</td><td>*10.6</td><td style="text-align: right;">→</td></tr> <tr><td>4:</td><td>9.9</td><td style="text-align: right;">↗</td></tr> <tr><td>5:</td><td>9.9</td><td style="text-align: right;">→</td></tr> <tr><td>6:</td><td>*10.6</td><td style="text-align: right;">↗</td></tr> </table> <table border="1" style="width:100%; border-collapse: collapse; margin-top: 5px;"> <tr> <td style="width:80%;">Serie</td> <td style="text-align: right;">57.0</td> </tr> <tr> <td>Total</td> <td style="text-align: right;">0.0</td> </tr> </table>	1:	9.8	←	2:	10.5	→	3:	*10.6	→	4:	9.9	↗	5:	9.9	→	6:	*10.6	↗	Serie	57.0	Total	0.0
1:	9.8	←																					
2:	10.5	→																					
3:	*10.6	→																					
4:	9.9	↗																					
5:	9.9	→																					
6:	*10.6	↗																					
Serie	57.0																						
Total	0.0																						

<p>20 Skud</p>	<table style="width:100%; border-collapse: collapse;"> <tr><td style="width:10%;">1:</td><td style="width:40%;">10.0</td><td style="width:50%; text-align: right;">↘</td></tr> <tr><td>2:</td><td>10.0</td><td style="text-align: right;">↗</td></tr> <tr><td>3:</td><td>10.1</td><td style="text-align: right;">↘</td></tr> <tr><td>4:</td><td>10.3</td><td style="text-align: right;">↗</td></tr> <tr><td>5:</td><td>*10.6</td><td style="text-align: right;">↘</td></tr> <tr><td>6:</td><td>9.9</td><td style="text-align: right;">→</td></tr> <tr><td>7:</td><td>9.9</td><td style="text-align: right;">→</td></tr> <tr><td>8:</td><td>10.4</td><td style="text-align: right;">↗</td></tr> <tr><td>9:</td><td>10.0</td><td style="text-align: right;">→</td></tr> <tr><td>10:</td><td>*10.7</td><td style="text-align: right;">↗</td></tr> </table> <table border="1" style="width:100%; border-collapse: collapse; margin-top: 5px;"> <tr> <td style="width:80%;">Serie</td> <td style="text-align: right;">98.0</td> </tr> <tr> <td>Total</td> <td style="text-align: right;">98.0</td> </tr> </table>	1:	10.0	↘	2:	10.0	↗	3:	10.1	↘	4:	10.3	↗	5:	*10.6	↘	6:	9.9	→	7:	9.9	→	8:	10.4	↗	9:	10.0	→	10:	*10.7	↗	Serie	98.0	Total	98.0
1:	10.0	↘																																	
2:	10.0	↗																																	
3:	10.1	↘																																	
4:	10.3	↗																																	
5:	*10.6	↘																																	
6:	9.9	→																																	
7:	9.9	→																																	
8:	10.4	↗																																	
9:	10.0	→																																	
10:	*10.7	↗																																	
Serie	98.0																																		
Total	98.0																																		

<p>20 Skud</p>	<table style="width:100%; border-collapse: collapse;"> <tr><td style="width:10%;">11:</td><td style="width:40%;">*10.8</td><td style="width:50%; text-align: right;">↗</td></tr> <tr><td>12:</td><td>10.3</td><td style="text-align: right;">←</td></tr> <tr><td>13:</td><td>10.4</td><td style="text-align: right;">↗</td></tr> <tr><td>14:</td><td>10.0</td><td style="text-align: right;">↘</td></tr> <tr><td>15:</td><td>9.5</td><td style="text-align: right;">→</td></tr> <tr><td>16:</td><td>10.3</td><td style="text-align: right;">↘</td></tr> <tr><td>17:</td><td>10.3</td><td style="text-align: right;">↗</td></tr> <tr><td>18:</td><td>9.8</td><td style="text-align: right;">↘</td></tr> <tr><td>19:</td><td>10.2</td><td style="text-align: right;">↗</td></tr> <tr><td>20:</td><td>10.3</td><td style="text-align: right;">↗</td></tr> </table> <table border="1" style="width:100%; border-collapse: collapse; margin-top: 5px;"> <tr> <td style="width:80%;">Serie</td> <td style="text-align: right;">98.0</td> </tr> <tr> <td>Total</td> <td style="text-align: right;">196.0</td> </tr> </table>	11:	*10.8	↗	12:	10.3	←	13:	10.4	↗	14:	10.0	↘	15:	9.5	→	16:	10.3	↘	17:	10.3	↗	18:	9.8	↘	19:	10.2	↗	20:	10.3	↗	Serie	98.0	Total	196.0
11:	*10.8	↗																																	
12:	10.3	←																																	
13:	10.4	↗																																	
14:	10.0	↘																																	
15:	9.5	→																																	
16:	10.3	↘																																	
17:	10.3	↗																																	
18:	9.8	↘																																	
19:	10.2	↗																																	
20:	10.3	↗																																	
Serie	98.0																																		
Total	196.0																																		

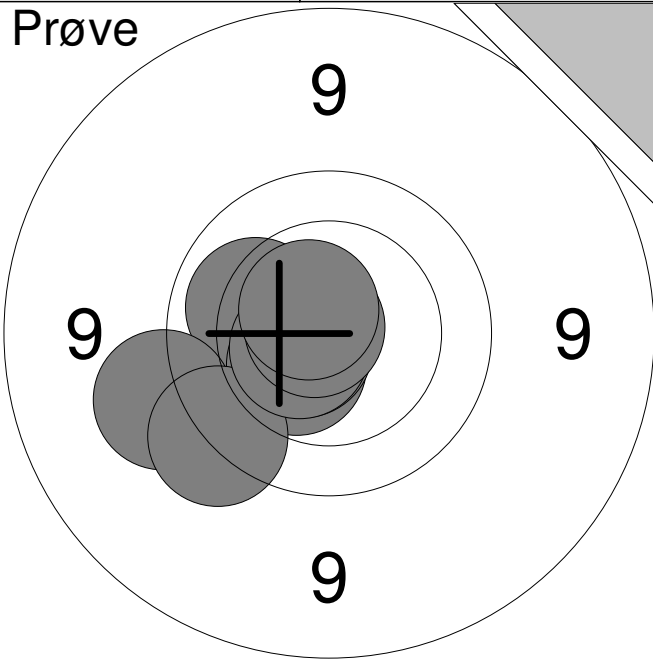
<p>Prøve</p> 	<table style="width:100%; border-collapse: collapse;"> <tr><td style="width:10%;">1:</td><td style="width:15%;">10.1</td><td style="width:10%; text-align: right;">↘</td></tr> <tr><td>2:</td><td>*10.8</td><td style="text-align: right;">↗</td></tr> <tr><td>3:</td><td>10.2</td><td style="text-align: right;">↗</td></tr> <tr><td colspan="3"> </td></tr> <tr><td colspan="2">Serie</td><td style="text-align: right;">30.0</td></tr> <tr><td colspan="2">Total</td><td style="text-align: right;">0.0</td></tr> </table>	1:	10.1	↘	2:	*10.8	↗	3:	10.2	↗				Serie		30.0	Total		0.0																					
1:	10.1	↘																																						
2:	*10.8	↗																																						
3:	10.2	↗																																						
Serie		30.0																																						
Total		0.0																																						
<p>20 Skud</p> 	<table style="width:100%; border-collapse: collapse;"> <tr><td style="width:10%;">1:</td><td style="width:15%;">9.1</td><td style="width:10%; text-align: right;">↘</td></tr> <tr><td>2:</td><td>10.0</td><td style="text-align: right;">↗</td></tr> <tr><td>3:</td><td>9.2</td><td style="text-align: right;">↘</td></tr> <tr><td>4:</td><td>10.1</td><td style="text-align: right;">↗</td></tr> <tr><td>5:</td><td>10.5</td><td style="text-align: right;">↗</td></tr> <tr><td>6:</td><td>9.9</td><td style="text-align: right;">↘</td></tr> <tr><td>7:</td><td>*10.6</td><td style="text-align: right;">↘</td></tr> <tr><td>8:</td><td>*10.9</td><td style="text-align: right;">→</td></tr> <tr><td>9:</td><td>10.6</td><td style="text-align: right;">←</td></tr> <tr><td>10:</td><td>10.1</td><td style="text-align: right;">↖</td></tr> <tr><td colspan="3"> </td></tr> <tr><td colspan="2">Serie</td><td style="text-align: right;">97.0</td></tr> <tr><td colspan="2">Total</td><td style="text-align: right;">97.0</td></tr> </table>	1:	9.1	↘	2:	10.0	↗	3:	9.2	↘	4:	10.1	↗	5:	10.5	↗	6:	9.9	↘	7:	*10.6	↘	8:	*10.9	→	9:	10.6	←	10:	10.1	↖				Serie		97.0	Total		97.0
1:	9.1	↘																																						
2:	10.0	↗																																						
3:	9.2	↘																																						
4:	10.1	↗																																						
5:	10.5	↗																																						
6:	9.9	↘																																						
7:	*10.6	↘																																						
8:	*10.9	→																																						
9:	10.6	←																																						
10:	10.1	↖																																						
Serie		97.0																																						
Total		97.0																																						
<p>20 Skud</p> 	<table style="width:100%; border-collapse: collapse;"> <tr><td style="width:10%;">11:</td><td style="width:15%;">10.3</td><td style="width:10%; text-align: right;">↖</td></tr> <tr><td>12:</td><td>*10.7</td><td style="text-align: right;">→</td></tr> <tr><td>13:</td><td>*10.8</td><td style="text-align: right;">↘</td></tr> <tr><td>14:</td><td>10.1</td><td style="text-align: right;">↘</td></tr> <tr><td>15:</td><td>*10.8</td><td style="text-align: right;">←</td></tr> <tr><td>16:</td><td>*10.9</td><td style="text-align: right;">↗</td></tr> <tr><td>17:</td><td>10.0</td><td style="text-align: right;">←</td></tr> <tr><td>18:</td><td>10.1</td><td style="text-align: right;">↘</td></tr> <tr><td>19:</td><td>10.3</td><td style="text-align: right;">↘</td></tr> <tr><td>20:</td><td>10.5</td><td style="text-align: right;">↘</td></tr> <tr><td colspan="3"> </td></tr> <tr><td colspan="2">Serie</td><td style="text-align: right;">100.0</td></tr> <tr><td colspan="2">Total</td><td style="text-align: right;">197.0</td></tr> </table>	11:	10.3	↖	12:	*10.7	→	13:	*10.8	↘	14:	10.1	↘	15:	*10.8	←	16:	*10.9	↗	17:	10.0	←	18:	10.1	↘	19:	10.3	↘	20:	10.5	↘				Serie		100.0	Total		197.0
11:	10.3	↖																																						
12:	*10.7	→																																						
13:	*10.8	↘																																						
14:	10.1	↘																																						
15:	*10.8	←																																						
16:	*10.9	↗																																						
17:	10.0	←																																						
18:	10.1	↘																																						
19:	10.3	↘																																						
20:	10.5	↘																																						
Serie		100.0																																						
Total		197.0																																						

<p>Prøve</p>	<table style="width:100%; border-collapse: collapse;"> <tr><td style="text-align: right;">1:</td><td style="text-align: right;">*10.6</td><td style="text-align: right;">→</td></tr> <tr><td style="text-align: right;">2:</td><td style="text-align: right;">*10.7</td><td style="text-align: right;">↑</td></tr> <tr><td style="text-align: right;">3:</td><td style="text-align: right;">*10.7</td><td style="text-align: right;">↓</td></tr> <tr><td style="text-align: right;">4:</td><td style="text-align: right;">10.1</td><td style="text-align: right;">←</td></tr> <tr><td style="text-align: right;">5:</td><td style="text-align: right;">*10.7</td><td style="text-align: right;">→</td></tr> </table> <table border="1" style="width:100%; border-collapse: collapse; margin-top: 10px;"> <tr> <td style="width:80%;">Serie</td> <td style="text-align: right;">50.0</td> </tr> <tr> <td>Total</td> <td style="text-align: right;">0.0</td> </tr> </table>	1:	*10.6	→	2:	*10.7	↑	3:	*10.7	↓	4:	10.1	←	5:	*10.7	→	Serie	50.0	Total	0.0
1:	*10.6	→																		
2:	*10.7	↑																		
3:	*10.7	↓																		
4:	10.1	←																		
5:	*10.7	→																		
Serie	50.0																			
Total	0.0																			

<p>20 Skud</p>	<table style="width:100%; border-collapse: collapse;"> <tr><td style="text-align: right;">1:</td><td style="text-align: right;">10.2</td><td style="text-align: right;">←</td></tr> <tr><td style="text-align: right;">2:</td><td style="text-align: right;">10.4</td><td style="text-align: right;">↗</td></tr> <tr><td style="text-align: right;">3:</td><td style="text-align: right;">10.3</td><td style="text-align: right;">↗</td></tr> <tr><td style="text-align: right;">4:</td><td style="text-align: right;">9.8</td><td style="text-align: right;">↙</td></tr> <tr><td style="text-align: right;">5:</td><td style="text-align: right;">*10.6</td><td style="text-align: right;">↓</td></tr> <tr><td style="text-align: right;">6:</td><td style="text-align: right;">10.1</td><td style="text-align: right;">↗</td></tr> <tr><td style="text-align: right;">7:</td><td style="text-align: right;">10.4</td><td style="text-align: right;">↑</td></tr> <tr><td style="text-align: right;">8:</td><td style="text-align: right;">*10.7</td><td style="text-align: right;">↓</td></tr> <tr><td style="text-align: right;">9:</td><td style="text-align: right;">10.0</td><td style="text-align: right;">↓</td></tr> <tr><td style="text-align: right;">10:</td><td style="text-align: right;">10.4</td><td style="text-align: right;">↗</td></tr> </table> <table border="1" style="width:100%; border-collapse: collapse; margin-top: 10px;"> <tr> <td style="width:80%;">Serie</td> <td style="text-align: right;">99.0</td> </tr> <tr> <td>Total</td> <td style="text-align: right;">99.0</td> </tr> </table>	1:	10.2	←	2:	10.4	↗	3:	10.3	↗	4:	9.8	↙	5:	*10.6	↓	6:	10.1	↗	7:	10.4	↑	8:	*10.7	↓	9:	10.0	↓	10:	10.4	↗	Serie	99.0	Total	99.0
1:	10.2	←																																	
2:	10.4	↗																																	
3:	10.3	↗																																	
4:	9.8	↙																																	
5:	*10.6	↓																																	
6:	10.1	↗																																	
7:	10.4	↑																																	
8:	*10.7	↓																																	
9:	10.0	↓																																	
10:	10.4	↗																																	
Serie	99.0																																		
Total	99.0																																		

<p>20 Skud</p>	<table style="width:100%; border-collapse: collapse;"> <tr><td style="text-align: right;">11:</td><td style="text-align: right;">10.4</td><td style="text-align: right;">↗</td></tr> <tr><td style="text-align: right;">12:</td><td style="text-align: right;">9.7</td><td style="text-align: right;">←</td></tr> <tr><td style="text-align: right;">13:</td><td style="text-align: right;">10.4</td><td style="text-align: right;">←</td></tr> <tr><td style="text-align: right;">14:</td><td style="text-align: right;">9.9</td><td style="text-align: right;">←</td></tr> <tr><td style="text-align: right;">15:</td><td style="text-align: right;">10.4</td><td style="text-align: right;">↓</td></tr> <tr><td style="text-align: right;">16:</td><td style="text-align: right;">10.4</td><td style="text-align: right;">↓</td></tr> <tr><td style="text-align: right;">17:</td><td style="text-align: right;">*10.5</td><td style="text-align: right;">↗</td></tr> <tr><td style="text-align: right;">18:</td><td style="text-align: right;">*10.6</td><td style="text-align: right;">↓</td></tr> <tr><td style="text-align: right;">19:</td><td style="text-align: right;">9.9</td><td style="text-align: right;">→</td></tr> <tr><td style="text-align: right;">20:</td><td style="text-align: right;">10.3</td><td style="text-align: right;">↑</td></tr> </table> <table border="1" style="width:100%; border-collapse: collapse; margin-top: 10px;"> <tr> <td style="width:80%;">Serie</td> <td style="text-align: right;">97.0</td> </tr> <tr> <td>Total</td> <td style="text-align: right;">196.0</td> </tr> </table>	11:	10.4	↗	12:	9.7	←	13:	10.4	←	14:	9.9	←	15:	10.4	↓	16:	10.4	↓	17:	*10.5	↗	18:	*10.6	↓	19:	9.9	→	20:	10.3	↑	Serie	97.0	Total	196.0
11:	10.4	↗																																	
12:	9.7	←																																	
13:	10.4	←																																	
14:	9.9	←																																	
15:	10.4	↓																																	
16:	10.4	↓																																	
17:	*10.5	↗																																	
18:	*10.6	↓																																	
19:	9.9	→																																	
20:	10.3	↑																																	
Serie	97.0																																		
Total	196.0																																		

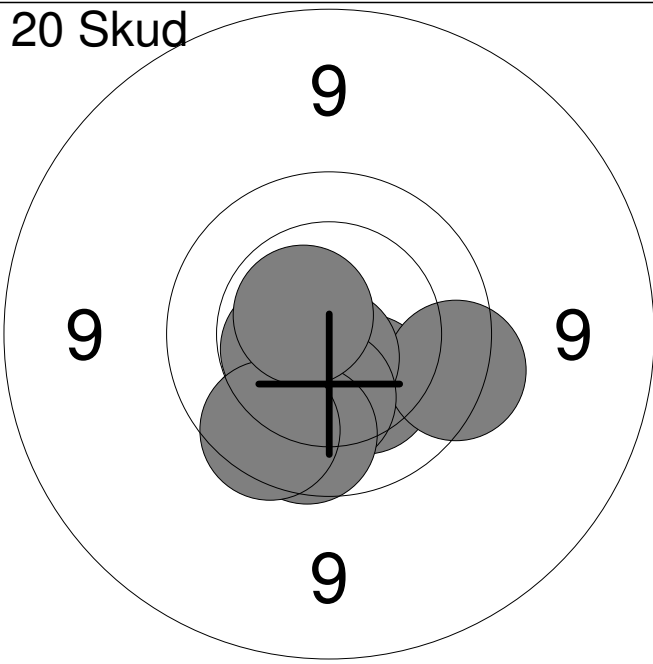
Prøve



1:	10.1	↖
2:	9.4	↖
3:	10.5	↘
4:	*10.6	↖
5:	9.6	↘
6:	*10.6	↖
7:	*10.8	↗
8:	*10.6	↗

Serie	78.0
Total	0.0

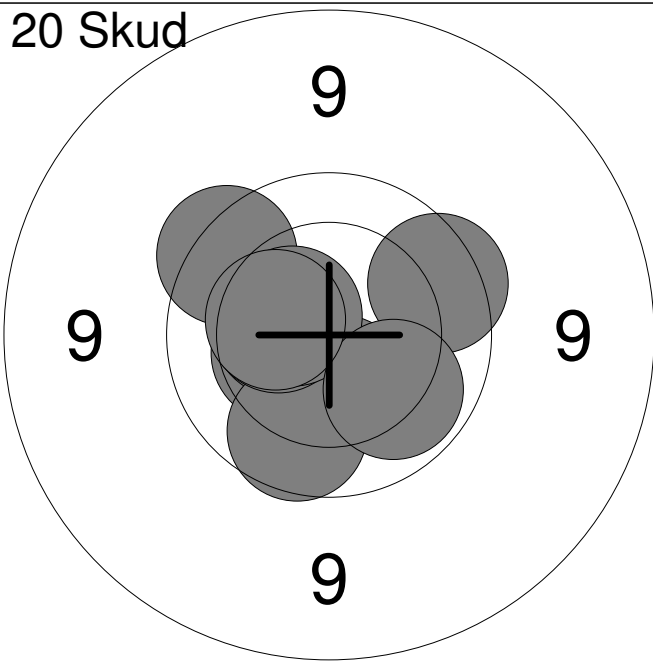
20 Skud



1:	9.9	↘
2:	10.3	↘
3:	9.9	↘
4:	*10.5	↖
5:	9.7	↗
6:	*10.7	↘
7:	10.3	↘
8:	9.9	↘
9:	9.8	↘
10:	*10.6	↗

Serie	95.0
Total	95.0

20 Skud



11:	10.4	↖
12:	10.4	↘
13:	10.4	↖
14:	9.8	↗
15:	9.7	↗
16:	9.9	↘
17:	10.4	↖
18:	*10.5	↗
19:	10.0	↘
20:	10.3	↖

Serie	97.0
Total	192.0

<p style="font-size: 24px; margin: 0;">Prøve</p>	<table style="width:100%; border-collapse: collapse;"> <tr><td style="width:10%;">1:</td><td style="width:15%;">10.5</td><td style="width:10%; text-align: center;">↓</td></tr> <tr><td>2:</td><td>*10.6</td><td style="text-align: center;">↘</td></tr> <tr><td>3:</td><td>10.3</td><td style="text-align: center;">→</td></tr> <tr><td>4:</td><td>10.1</td><td style="text-align: center;">↖</td></tr> <tr><td>5:</td><td>10.3</td><td style="text-align: center;">↗</td></tr> <tr><td>6:</td><td>10.1</td><td style="text-align: center;">↖</td></tr> <tr><td>7:</td><td>10.2</td><td style="text-align: center;">←</td></tr> <tr><td>8:</td><td>*10.7</td><td style="text-align: center;">←</td></tr> </table>	1:	10.5	↓	2:	*10.6	↘	3:	10.3	→	4:	10.1	↖	5:	10.3	↗	6:	10.1	↖	7:	10.2	←	8:	*10.7	←
1:	10.5	↓																							
2:	*10.6	↘																							
3:	10.3	→																							
4:	10.1	↖																							
5:	10.3	↗																							
6:	10.1	↖																							
7:	10.2	←																							
8:	*10.7	←																							

Serie	80.0
Total	0.0

<p style="font-size: 24px; margin: 0;">20 Skud</p>	<table style="width:100%; border-collapse: collapse;"> <tr><td style="width:10%;">1:</td><td style="width:15%;">10.2</td><td style="width:10%; text-align: center;">↘</td></tr> <tr><td>2:</td><td>*10.8</td><td style="text-align: center;">↑</td></tr> <tr><td>3:</td><td>*10.8</td><td style="text-align: center;">→</td></tr> <tr><td>4:</td><td>10.6</td><td style="text-align: center;">↖</td></tr> <tr><td>5:</td><td>10.5</td><td style="text-align: center;">↖</td></tr> <tr><td>6:</td><td>10.1</td><td style="text-align: center;">←</td></tr> <tr><td>7:</td><td>*10.6</td><td style="text-align: center;">↗</td></tr> <tr><td>8:</td><td>10.5</td><td style="text-align: center;">↗</td></tr> <tr><td>9:</td><td>10.0</td><td style="text-align: center;">↖</td></tr> <tr><td>10:</td><td>*10.8</td><td style="text-align: center;">←</td></tr> </table>	1:	10.2	↘	2:	*10.8	↑	3:	*10.8	→	4:	10.6	↖	5:	10.5	↖	6:	10.1	←	7:	*10.6	↗	8:	10.5	↗	9:	10.0	↖	10:	*10.8	←
1:	10.2	↘																													
2:	*10.8	↑																													
3:	*10.8	→																													
4:	10.6	↖																													
5:	10.5	↖																													
6:	10.1	←																													
7:	*10.6	↗																													
8:	10.5	↗																													
9:	10.0	↖																													
10:	*10.8	←																													

Serie	100.0
Total	100.0

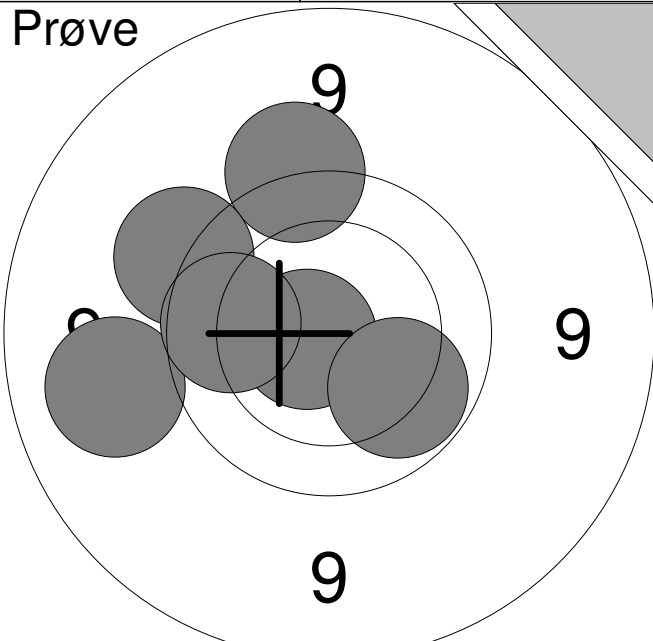
<p style="font-size: 24px; margin: 0;">20 Skud</p>	<table style="width:100%; border-collapse: collapse;"> <tr><td style="width:10%;">11:</td><td style="width:15%;">10.3</td><td style="width:10%; text-align: center;">←</td></tr> <tr><td>12:</td><td>*10.7</td><td style="text-align: center;">←</td></tr> <tr><td>13:</td><td>*10.7</td><td style="text-align: center;">↘</td></tr> <tr><td>14:</td><td>10.4</td><td style="text-align: center;">←</td></tr> <tr><td>15:</td><td>10.4</td><td style="text-align: center;">↗</td></tr> <tr><td>16:</td><td>10.5</td><td style="text-align: center;">↓</td></tr> <tr><td>17:</td><td>10.1</td><td style="text-align: center;">↓</td></tr> <tr><td>18:</td><td>10.1</td><td style="text-align: center;">←</td></tr> <tr><td>19:</td><td>10.4</td><td style="text-align: center;">↗</td></tr> <tr><td>20:</td><td>9.9</td><td style="text-align: center;">↘</td></tr> </table>	11:	10.3	←	12:	*10.7	←	13:	*10.7	↘	14:	10.4	←	15:	10.4	↗	16:	10.5	↓	17:	10.1	↓	18:	10.1	←	19:	10.4	↗	20:	9.9	↘
11:	10.3	←																													
12:	*10.7	←																													
13:	*10.7	↘																													
14:	10.4	←																													
15:	10.4	↗																													
16:	10.5	↓																													
17:	10.1	↓																													
18:	10.1	←																													
19:	10.4	↗																													
20:	9.9	↘																													

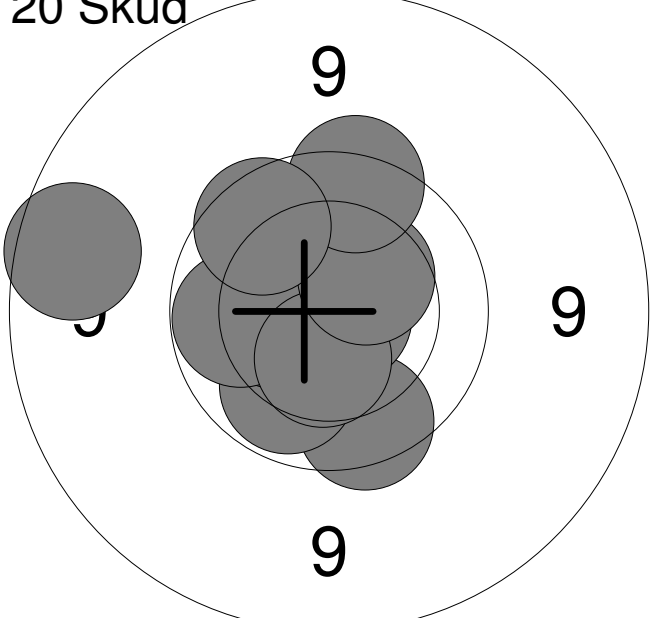
Serie	99.0
Total	199.0

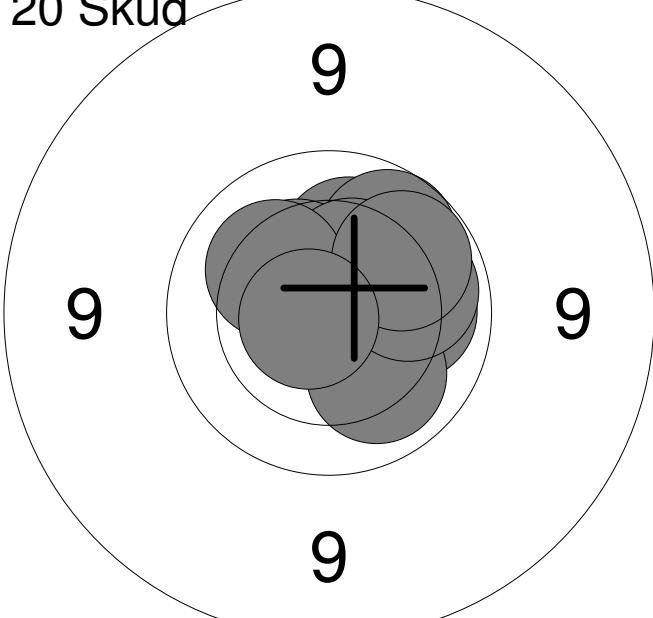
<p>Prøve</p>	<table style="width:100%; border-collapse: collapse;"> <tr><td style="text-align: right;">1:</td><td style="text-align: right;">*10.6</td><td style="text-align: right;">↗</td></tr> <tr><td style="text-align: right;">2:</td><td style="text-align: right;">9.6</td><td style="text-align: right;">↗</td></tr> <tr><td style="text-align: right;">3:</td><td style="text-align: right;">9.9</td><td style="text-align: right;">↗</td></tr> <tr><td style="text-align: right;">4:</td><td style="text-align: right;">10.4</td><td style="text-align: right;">↖</td></tr> <tr><td style="text-align: right;">5:</td><td style="text-align: right;">10.3</td><td style="text-align: right;">→</td></tr> <tr><td style="text-align: right;">6:</td><td style="text-align: right;">10.3</td><td style="text-align: right;">↑</td></tr> <tr><td style="text-align: right;">7:</td><td style="text-align: right;">10.3</td><td style="text-align: right;">→</td></tr> <tr><td style="text-align: right;">8:</td><td style="text-align: right;">*10.6</td><td style="text-align: right;">↑</td></tr> </table> <table border="1" style="width:100%; border-collapse: collapse; margin-top: 5px;"> <tr> <td style="width:80%;">Serie</td> <td style="text-align: right;">78.0</td> </tr> <tr> <td>Total</td> <td style="text-align: right;">0.0</td> </tr> </table>	1:	*10.6	↗	2:	9.6	↗	3:	9.9	↗	4:	10.4	↖	5:	10.3	→	6:	10.3	↑	7:	10.3	→	8:	*10.6	↑	Serie	78.0	Total	0.0
1:	*10.6	↗																											
2:	9.6	↗																											
3:	9.9	↗																											
4:	10.4	↖																											
5:	10.3	→																											
6:	10.3	↑																											
7:	10.3	→																											
8:	*10.6	↑																											
Serie	78.0																												
Total	0.0																												

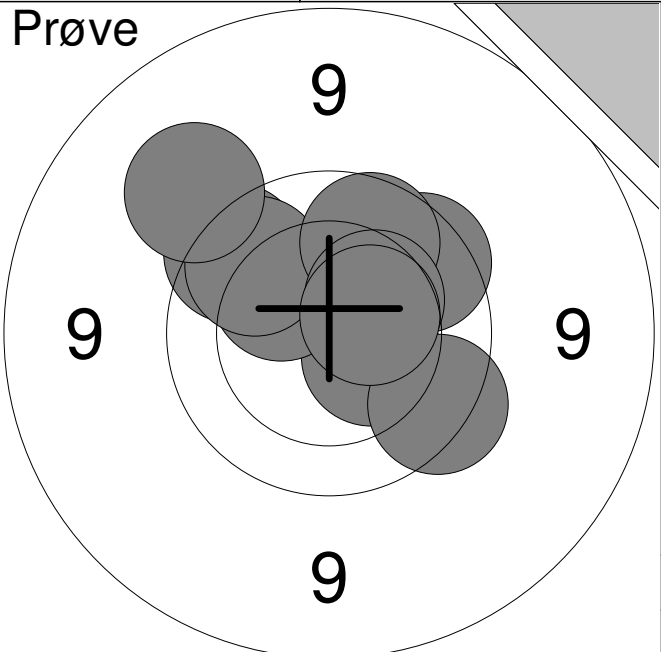
<p>20 Skud</p>	<table style="width:100%; border-collapse: collapse;"> <tr><td style="text-align: right;">1:</td><td style="text-align: right;">*10.5</td><td style="text-align: right;">↘</td></tr> <tr><td style="text-align: right;">2:</td><td style="text-align: right;">10.4</td><td style="text-align: right;">→</td></tr> <tr><td style="text-align: right;">3:</td><td style="text-align: right;">9.8</td><td style="text-align: right;">↗</td></tr> <tr><td style="text-align: right;">4:</td><td style="text-align: right;">10.4</td><td style="text-align: right;">↑</td></tr> <tr><td style="text-align: right;">5:</td><td style="text-align: right;">10.2</td><td style="text-align: right;">↗</td></tr> <tr><td style="text-align: right;">6:</td><td style="text-align: right;">*10.7</td><td style="text-align: right;">↗</td></tr> <tr><td style="text-align: right;">7:</td><td style="text-align: right;">10.3</td><td style="text-align: right;">→</td></tr> <tr><td style="text-align: right;">8:</td><td style="text-align: right;">10.3</td><td style="text-align: right;">↑</td></tr> <tr><td style="text-align: right;">9:</td><td style="text-align: right;">10.5</td><td style="text-align: right;">→</td></tr> <tr><td style="text-align: right;">10:</td><td style="text-align: right;">*10.5</td><td style="text-align: right;">↖</td></tr> </table> <table border="1" style="width:100%; border-collapse: collapse; margin-top: 5px;"> <tr> <td style="width:80%;">Serie</td> <td style="text-align: right;">99.0</td> </tr> <tr> <td>Total</td> <td style="text-align: right;">99.0</td> </tr> </table>	1:	*10.5	↘	2:	10.4	→	3:	9.8	↗	4:	10.4	↑	5:	10.2	↗	6:	*10.7	↗	7:	10.3	→	8:	10.3	↑	9:	10.5	→	10:	*10.5	↖	Serie	99.0	Total	99.0
1:	*10.5	↘																																	
2:	10.4	→																																	
3:	9.8	↗																																	
4:	10.4	↑																																	
5:	10.2	↗																																	
6:	*10.7	↗																																	
7:	10.3	→																																	
8:	10.3	↑																																	
9:	10.5	→																																	
10:	*10.5	↖																																	
Serie	99.0																																		
Total	99.0																																		

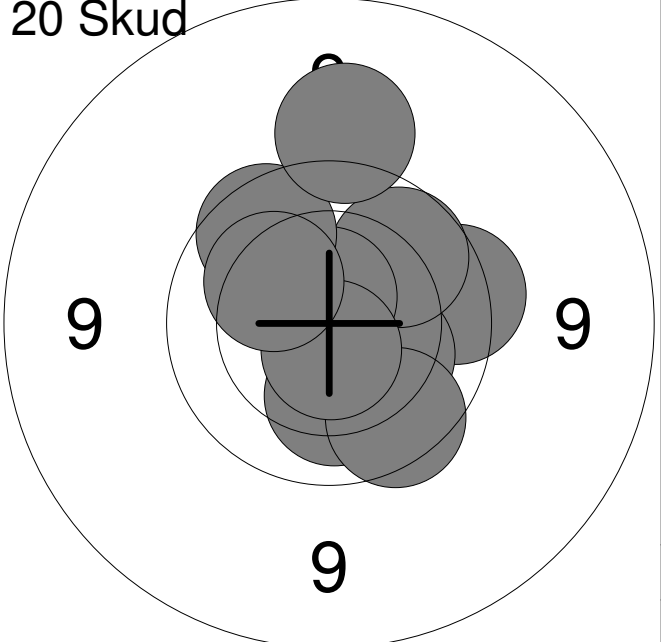
<p>20 Skud</p>	<table style="width:100%; border-collapse: collapse;"> <tr><td style="text-align: right;">11:</td><td style="text-align: right;">10.1</td><td style="text-align: right;">↗</td></tr> <tr><td style="text-align: right;">12:</td><td style="text-align: right;">10.4</td><td style="text-align: right;">↑</td></tr> <tr><td style="text-align: right;">13:</td><td style="text-align: right;">10.0</td><td style="text-align: right;">↖</td></tr> <tr><td style="text-align: right;">14:</td><td style="text-align: right;">10.2</td><td style="text-align: right;">↘</td></tr> <tr><td style="text-align: right;">15:</td><td style="text-align: right;">*10.7</td><td style="text-align: right;">↘</td></tr> <tr><td style="text-align: right;">16:</td><td style="text-align: right;">*10.8</td><td style="text-align: right;">↗</td></tr> <tr><td style="text-align: right;">17:</td><td style="text-align: right;">*10.6</td><td style="text-align: right;">↖</td></tr> <tr><td style="text-align: right;">18:</td><td style="text-align: right;">10.2</td><td style="text-align: right;">↖</td></tr> <tr><td style="text-align: right;">19:</td><td style="text-align: right;">10.3</td><td style="text-align: right;">↗</td></tr> <tr><td style="text-align: right;">20:</td><td style="text-align: right;">10.0</td><td style="text-align: right;">↖</td></tr> </table> <table border="1" style="width:100%; border-collapse: collapse; margin-top: 5px;"> <tr> <td style="width:80%;">Serie</td> <td style="text-align: right;">100.0</td> </tr> <tr> <td>Total</td> <td style="text-align: right;">199.0</td> </tr> </table>	11:	10.1	↗	12:	10.4	↑	13:	10.0	↖	14:	10.2	↘	15:	*10.7	↘	16:	*10.8	↗	17:	*10.6	↖	18:	10.2	↖	19:	10.3	↗	20:	10.0	↖	Serie	100.0	Total	199.0
11:	10.1	↗																																	
12:	10.4	↑																																	
13:	10.0	↖																																	
14:	10.2	↘																																	
15:	*10.7	↘																																	
16:	*10.8	↗																																	
17:	*10.6	↖																																	
18:	10.2	↖																																	
19:	10.3	↗																																	
20:	10.0	↖																																	
Serie	100.0																																		
Total	199.0																																		

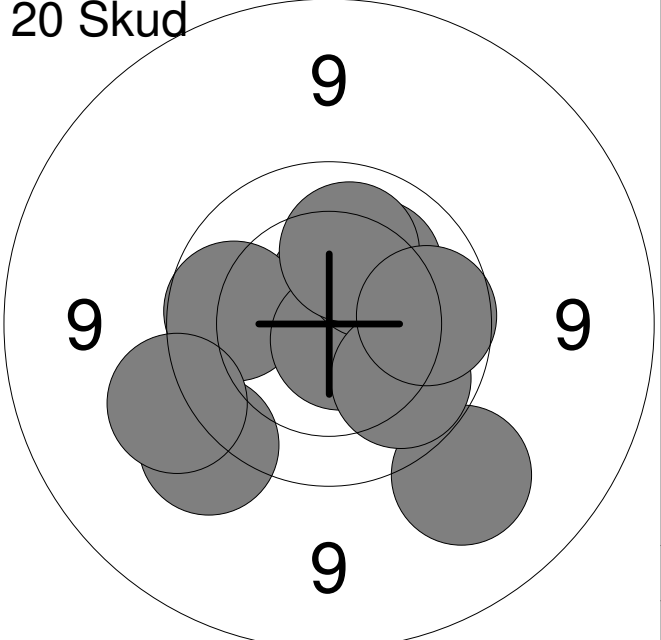
<p>Prøve</p> 	<table style="width:100%;"> <tr><td>1:</td><td>9.5</td><td>↑</td></tr> <tr><td>2:</td><td>9.2</td><td>←</td></tr> <tr><td>3:</td><td>9.5</td><td>↗</td></tr> <tr><td>4:</td><td>*10.7</td><td>←</td></tr> <tr><td>5:</td><td>9.9</td><td>←</td></tr> <tr><td>6:</td><td>10.0</td><td>↘</td></tr> </table>	1:	9.5	↑	2:	9.2	←	3:	9.5	↗	4:	*10.7	←	5:	9.9	←	6:	10.0	↘
1:	9.5	↑																	
2:	9.2	←																	
3:	9.5	↗																	
4:	*10.7	←																	
5:	9.9	←																	
6:	10.0	↘																	
	Serie 56.0																		
	Total 0.0																		

<p>20 Skud</p> 	<table style="width:100%;"> <tr><td>1:</td><td>9.8</td><td>↘</td></tr> <tr><td>2:</td><td>10.0</td><td>↘</td></tr> <tr><td>3:</td><td>*10.8</td><td>→</td></tr> <tr><td>4:</td><td>10.4</td><td>←</td></tr> <tr><td>5:</td><td>8.9</td><td>←</td></tr> <tr><td>6:</td><td>10.0</td><td>←</td></tr> <tr><td>7:</td><td>10.4</td><td>↘</td></tr> <tr><td>8:</td><td>10.4</td><td>↗</td></tr> <tr><td>9:</td><td>9.7</td><td>↑</td></tr> <tr><td>10:</td><td>9.8</td><td>↗</td></tr> </table>	1:	9.8	↘	2:	10.0	↘	3:	*10.8	→	4:	10.4	←	5:	8.9	←	6:	10.0	←	7:	10.4	↘	8:	10.4	↗	9:	9.7	↑	10:	9.8	↗
1:	9.8	↘																													
2:	10.0	↘																													
3:	*10.8	→																													
4:	10.4	←																													
5:	8.9	←																													
6:	10.0	←																													
7:	10.4	↘																													
8:	10.4	↗																													
9:	9.7	↑																													
10:	9.8	↗																													
	Serie 95.0																														
	Total 95.0																														

<p>20 Skud</p> 	<table style="width:100%;"> <tr><td>11:</td><td>10.2</td><td>↑</td></tr> <tr><td>12:</td><td>9.9</td><td>↗</td></tr> <tr><td>13:</td><td>10.4</td><td>↗</td></tr> <tr><td>14:</td><td>10.4</td><td>↗</td></tr> <tr><td>15:</td><td>10.1</td><td>→</td></tr> <tr><td>16:</td><td>10.1</td><td>↘</td></tr> <tr><td>17:</td><td>10.1</td><td>→</td></tr> <tr><td>18:</td><td>10.2</td><td>↗</td></tr> <tr><td>19:</td><td>10.0</td><td>↗</td></tr> <tr><td>20:</td><td>*10.7</td><td>←</td></tr> </table>	11:	10.2	↑	12:	9.9	↗	13:	10.4	↗	14:	10.4	↗	15:	10.1	→	16:	10.1	↘	17:	10.1	→	18:	10.2	↗	19:	10.0	↗	20:	*10.7	←
11:	10.2	↑																													
12:	9.9	↗																													
13:	10.4	↗																													
14:	10.4	↗																													
15:	10.1	→																													
16:	10.1	↘																													
17:	10.1	→																													
18:	10.2	↗																													
19:	10.0	↗																													
20:	*10.7	←																													
	Serie 99.0																														
	Total 194.0																														

<p>Prøve</p> 	<table style="width:100%; border-collapse: collapse;"> <tr><td>1:</td><td>10.4</td><td>↘</td></tr> <tr><td>2:</td><td>10.3</td><td>↗</td></tr> <tr><td>3:</td><td>9.8</td><td>↗</td></tr> <tr><td>4:</td><td>9.7</td><td>↘</td></tr> <tr><td>5:</td><td>9.8</td><td>↗</td></tr> <tr><td>6:</td><td>9.9</td><td>↗</td></tr> <tr><td>7:</td><td>9.9</td><td>↗</td></tr> <tr><td>8:</td><td>10.3</td><td>↗</td></tr> <tr><td>9:</td><td>9.3</td><td>↗</td></tr> <tr><td>10:</td><td>10.5</td><td>↗</td></tr> <tr style="border-top: 1px solid black;"><td colspan="2">Serie</td><td>94.0</td></tr> <tr><td colspan="2">Total</td><td>0.0</td></tr> </table>	1:	10.4	↘	2:	10.3	↗	3:	9.8	↗	4:	9.7	↘	5:	9.8	↗	6:	9.9	↗	7:	9.9	↗	8:	10.3	↗	9:	9.3	↗	10:	10.5	↗	Serie		94.0	Total		0.0
1:	10.4	↘																																			
2:	10.3	↗																																			
3:	9.8	↗																																			
4:	9.7	↘																																			
5:	9.8	↗																																			
6:	9.9	↗																																			
7:	9.9	↗																																			
8:	10.3	↗																																			
9:	9.3	↗																																			
10:	10.5	↗																																			
Serie		94.0																																			
Total		0.0																																			

<p>20 Skud</p> 	<table style="width:100%; border-collapse: collapse;"> <tr><td>1:</td><td>9.7</td><td>→</td></tr> <tr><td>2:</td><td>10.3</td><td>↘</td></tr> <tr><td>3:</td><td>10.2</td><td>↓</td></tr> <tr><td>4:</td><td>9.9</td><td>↗</td></tr> <tr><td>5:</td><td>9.8</td><td>↘</td></tr> <tr><td>6:</td><td>*10.7</td><td>↑</td></tr> <tr><td>7:</td><td>*10.7</td><td>↓</td></tr> <tr><td>8:</td><td>9.8</td><td>↗</td></tr> <tr><td>9:</td><td>10.2</td><td>↗</td></tr> <tr><td>10:</td><td>9.3</td><td>↑</td></tr> <tr style="border-top: 1px solid black;"><td colspan="2">Serie</td><td>95.0</td></tr> <tr><td colspan="2">Total</td><td>95.0</td></tr> </table>	1:	9.7	→	2:	10.3	↘	3:	10.2	↓	4:	9.9	↗	5:	9.8	↘	6:	*10.7	↑	7:	*10.7	↓	8:	9.8	↗	9:	10.2	↗	10:	9.3	↑	Serie		95.0	Total		95.0
1:	9.7	→																																			
2:	10.3	↘																																			
3:	10.2	↓																																			
4:	9.9	↗																																			
5:	9.8	↘																																			
6:	*10.7	↑																																			
7:	*10.7	↓																																			
8:	9.8	↗																																			
9:	10.2	↗																																			
10:	9.3	↑																																			
Serie		95.0																																			
Total		95.0																																			

<p>20 Skud</p> 	<table style="width:100%; border-collapse: collapse;"> <tr><td>11:</td><td>9.3</td><td>↘</td></tr> <tr><td>12:</td><td>*10.6</td><td>↑</td></tr> <tr><td>13:</td><td>9.9</td><td>←</td></tr> <tr><td>14:</td><td>*10.7</td><td>↘</td></tr> <tr><td>15:</td><td>10.2</td><td>↗</td></tr> <tr><td>16:</td><td>9.5</td><td>↙</td></tr> <tr><td>17:</td><td>9.5</td><td>↙</td></tr> <tr><td>18:</td><td>10.0</td><td>↘</td></tr> <tr><td>19:</td><td>10.1</td><td>↑</td></tr> <tr><td>20:</td><td>9.9</td><td>→</td></tr> <tr style="border-top: 1px solid black;"><td colspan="2">Serie</td><td>95.0</td></tr> <tr><td colspan="2">Total</td><td>190.0</td></tr> </table>	11:	9.3	↘	12:	*10.6	↑	13:	9.9	←	14:	*10.7	↘	15:	10.2	↗	16:	9.5	↙	17:	9.5	↙	18:	10.0	↘	19:	10.1	↑	20:	9.9	→	Serie		95.0	Total		190.0
11:	9.3	↘																																			
12:	*10.6	↑																																			
13:	9.9	←																																			
14:	*10.7	↘																																			
15:	10.2	↗																																			
16:	9.5	↙																																			
17:	9.5	↙																																			
18:	10.0	↘																																			
19:	10.1	↑																																			
20:	9.9	→																																			
Serie		95.0																																			
Total		190.0																																			

<p>Prøve</p>	<table style="width:100%; border-collapse: collapse;"> <tr><td style="text-align: right;">1:</td><td style="text-align: right;">9.5</td><td style="text-align: right;">→</td></tr> <tr><td style="text-align: right;">2:</td><td style="text-align: right;">9.9</td><td style="text-align: right;">↓</td></tr> <tr><td style="text-align: right;">3:</td><td style="text-align: right;">*10.5</td><td style="text-align: right;">↑</td></tr> <tr><td style="text-align: right;">4:</td><td style="text-align: right;">10.5</td><td style="text-align: right;">↙</td></tr> <tr><td style="text-align: right;">5:</td><td style="text-align: right;">9.4</td><td style="text-align: right;">↗</td></tr> <tr><td style="text-align: right;">6:</td><td style="text-align: right;">*10.6</td><td style="text-align: right;">↑</td></tr> <tr><td style="text-align: right;">7:</td><td style="text-align: right;">10.5</td><td style="text-align: right;">↑</td></tr> <tr><td style="text-align: right;">8:</td><td style="text-align: right;">10.3</td><td style="text-align: right;">↑</td></tr> </table> <table border="1" style="width:100%; border-collapse: collapse; margin-top: 5px;"> <tr> <td style="width:80%;">Serie</td> <td style="text-align: right;">77.0</td> </tr> <tr> <td>Total</td> <td style="text-align: right;">0.0</td> </tr> </table>	1:	9.5	→	2:	9.9	↓	3:	*10.5	↑	4:	10.5	↙	5:	9.4	↗	6:	*10.6	↑	7:	10.5	↑	8:	10.3	↑	Serie	77.0	Total	0.0
1:	9.5	→																											
2:	9.9	↓																											
3:	*10.5	↑																											
4:	10.5	↙																											
5:	9.4	↗																											
6:	*10.6	↑																											
7:	10.5	↑																											
8:	10.3	↑																											
Serie	77.0																												
Total	0.0																												

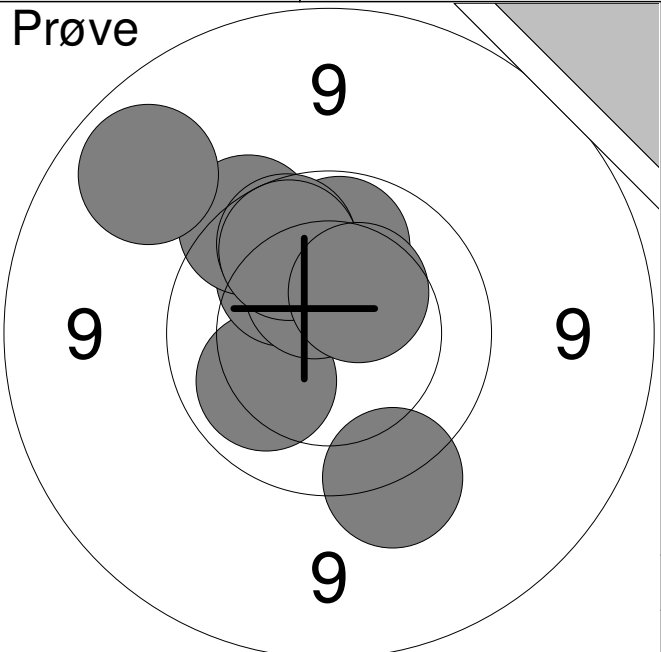
<p>20 Skud</p>	<table style="width:100%; border-collapse: collapse;"> <tr><td style="text-align: right;">1:</td><td style="text-align: right;">9.7</td><td style="text-align: right;">↗</td></tr> <tr><td style="text-align: right;">2:</td><td style="text-align: right;">*10.9</td><td style="text-align: right;">↗</td></tr> <tr><td style="text-align: right;">3:</td><td style="text-align: right;">10.2</td><td style="text-align: right;">↗</td></tr> <tr><td style="text-align: right;">4:</td><td style="text-align: right;">10.1</td><td style="text-align: right;">↖</td></tr> <tr><td style="text-align: right;">5:</td><td style="text-align: right;">9.9</td><td style="text-align: right;">↖</td></tr> <tr><td style="text-align: right;">6:</td><td style="text-align: right;">10.2</td><td style="text-align: right;">↖</td></tr> <tr><td style="text-align: right;">7:</td><td style="text-align: right;">*10.5</td><td style="text-align: right;">↙</td></tr> <tr><td style="text-align: right;">8:</td><td style="text-align: right;">9.9</td><td style="text-align: right;">↖</td></tr> <tr><td style="text-align: right;">9:</td><td style="text-align: right;">10.2</td><td style="text-align: right;">↓</td></tr> <tr><td style="text-align: right;">10:</td><td style="text-align: right;">10.4</td><td style="text-align: right;">↓</td></tr> </table> <table border="1" style="width:100%; border-collapse: collapse; margin-top: 5px;"> <tr> <td style="width:80%;">Serie</td> <td style="text-align: right;">97.0</td> </tr> <tr> <td>Total</td> <td style="text-align: right;">97.0</td> </tr> </table>	1:	9.7	↗	2:	*10.9	↗	3:	10.2	↗	4:	10.1	↖	5:	9.9	↖	6:	10.2	↖	7:	*10.5	↙	8:	9.9	↖	9:	10.2	↓	10:	10.4	↓	Serie	97.0	Total	97.0
1:	9.7	↗																																	
2:	*10.9	↗																																	
3:	10.2	↗																																	
4:	10.1	↖																																	
5:	9.9	↖																																	
6:	10.2	↖																																	
7:	*10.5	↙																																	
8:	9.9	↖																																	
9:	10.2	↓																																	
10:	10.4	↓																																	
Serie	97.0																																		
Total	97.0																																		

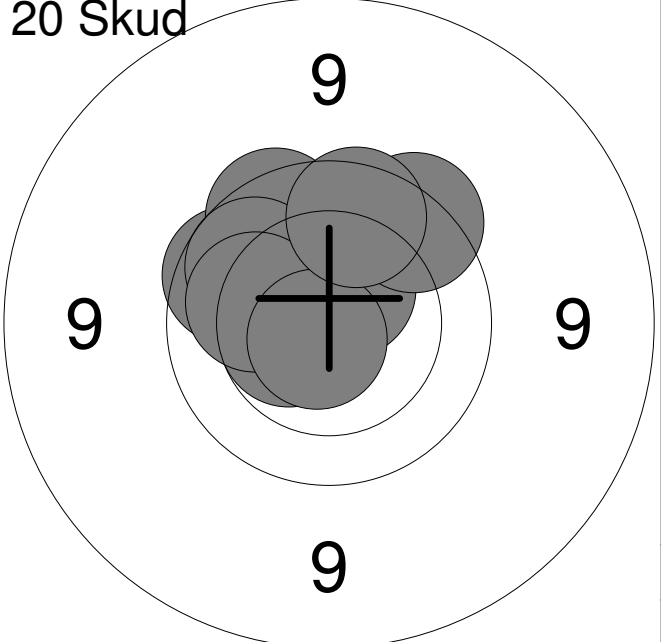
<p>20 Skud</p>	<table style="width:100%; border-collapse: collapse;"> <tr><td style="text-align: right;">11:</td><td style="text-align: right;">10.3</td><td style="text-align: right;">↗</td></tr> <tr><td style="text-align: right;">12:</td><td style="text-align: right;">*10.8</td><td style="text-align: right;">↖</td></tr> <tr><td style="text-align: right;">13:</td><td style="text-align: right;">10.3</td><td style="text-align: right;">↗</td></tr> <tr><td style="text-align: right;">14:</td><td style="text-align: right;">10.0</td><td style="text-align: right;">↖</td></tr> <tr><td style="text-align: right;">15:</td><td style="text-align: right;">9.6</td><td style="text-align: right;">↗</td></tr> <tr><td style="text-align: right;">16:</td><td style="text-align: right;">9.9</td><td style="text-align: right;">↖</td></tr> <tr><td style="text-align: right;">17:</td><td style="text-align: right;">10.0</td><td style="text-align: right;">↗</td></tr> <tr><td style="text-align: right;">18:</td><td style="text-align: right;">10.4</td><td style="text-align: right;">↗</td></tr> <tr><td style="text-align: right;">19:</td><td style="text-align: right;">10.4</td><td style="text-align: right;">↙</td></tr> <tr><td style="text-align: right;">20:</td><td style="text-align: right;">*10.6</td><td style="text-align: right;">↑</td></tr> </table> <table border="1" style="width:100%; border-collapse: collapse; margin-top: 5px;"> <tr> <td style="width:80%;">Serie</td> <td style="text-align: right;">98.0</td> </tr> <tr> <td>Total</td> <td style="text-align: right;">195.0</td> </tr> </table>	11:	10.3	↗	12:	*10.8	↖	13:	10.3	↗	14:	10.0	↖	15:	9.6	↗	16:	9.9	↖	17:	10.0	↗	18:	10.4	↗	19:	10.4	↙	20:	*10.6	↑	Serie	98.0	Total	195.0
11:	10.3	↗																																	
12:	*10.8	↖																																	
13:	10.3	↗																																	
14:	10.0	↖																																	
15:	9.6	↗																																	
16:	9.9	↖																																	
17:	10.0	↗																																	
18:	10.4	↗																																	
19:	10.4	↙																																	
20:	*10.6	↑																																	
Serie	98.0																																		
Total	195.0																																		

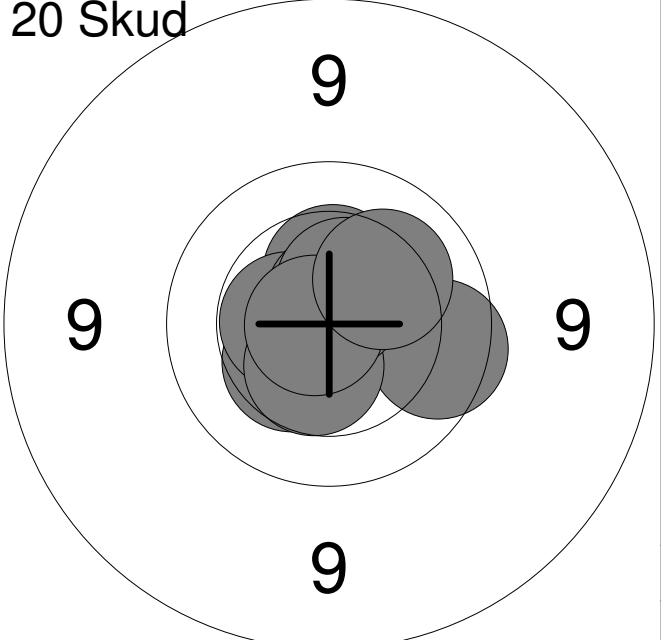
<p>Prøve</p>	<table style="width:100%; border-collapse: collapse;"> <tr><td style="width:10%;">1:</td><td style="width:10%;">9.1</td><td style="width:10%; text-align: right;">↙</td></tr> <tr><td>2:</td><td>*10.7</td><td style="text-align: right;">→</td></tr> <tr><td>3:</td><td>*10.5</td><td style="text-align: right;">↙</td></tr> <tr><td>4:</td><td>*10.7</td><td style="text-align: right;">↙</td></tr> <tr><td>5:</td><td>*10.5</td><td style="text-align: right;">↙</td></tr> </table> <table border="1" style="width:100%; border-collapse: collapse; margin-top: 10px;"> <tr> <td style="width:80%;">Serie</td> <td style="text-align: right;">49.0</td> </tr> <tr> <td>Total</td> <td style="text-align: right;">0.0</td> </tr> </table>	1:	9.1	↙	2:	*10.7	→	3:	*10.5	↙	4:	*10.7	↙	5:	*10.5	↙	Serie	49.0	Total	0.0
1:	9.1	↙																		
2:	*10.7	→																		
3:	*10.5	↙																		
4:	*10.7	↙																		
5:	*10.5	↙																		
Serie	49.0																			
Total	0.0																			

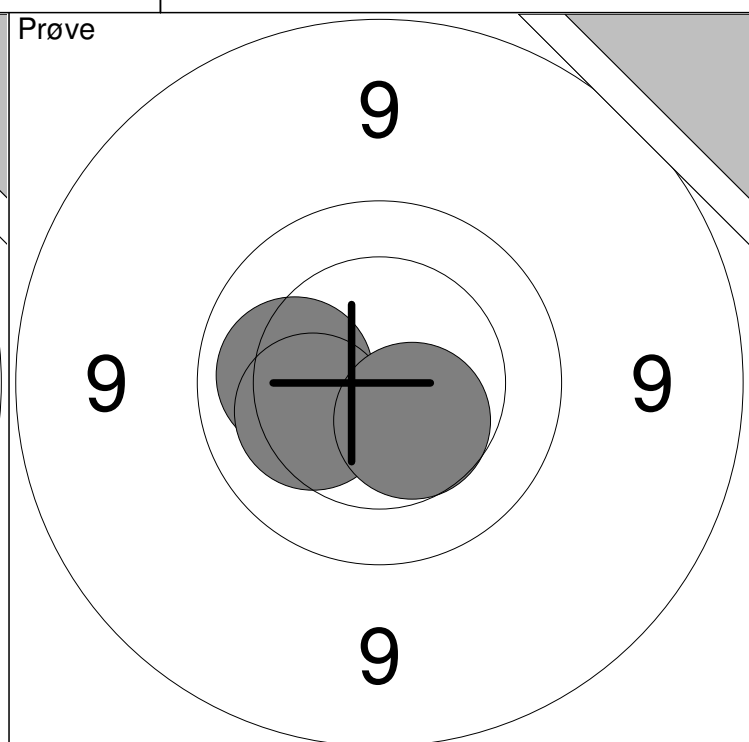
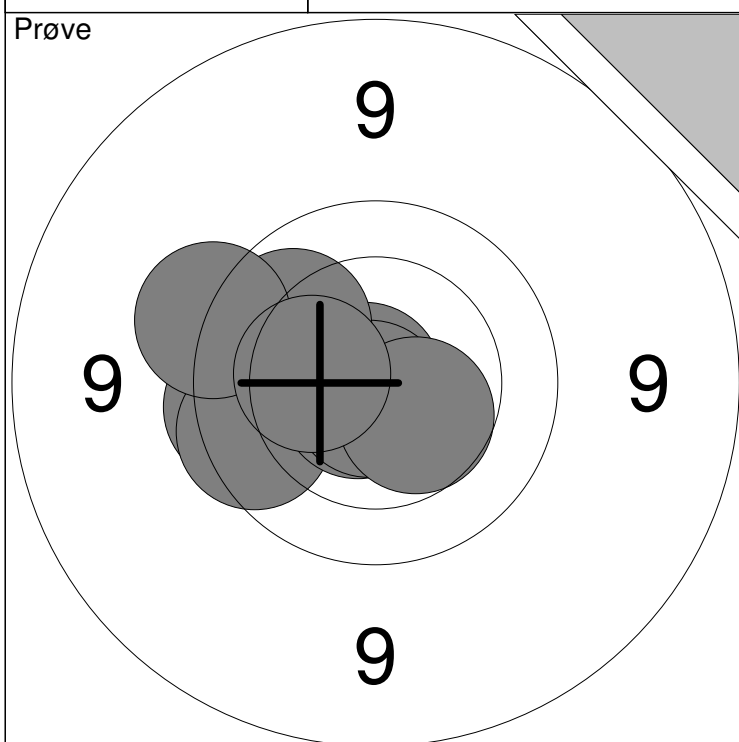
<p>20 Skud</p>	<table style="width:100%; border-collapse: collapse;"> <tr><td style="width:10%;">1:</td><td style="width:10%;">10.3</td><td style="width:10%; text-align: right;">↙</td></tr> <tr><td>2:</td><td>*10.6</td><td style="text-align: right;">↗</td></tr> <tr><td>3:</td><td>10.3</td><td style="text-align: right;">↗</td></tr> <tr><td>4:</td><td>10.2</td><td style="text-align: right;">↙</td></tr> <tr><td>5:</td><td>*10.6</td><td style="text-align: right;">↖</td></tr> <tr><td>6:</td><td>10.2</td><td style="text-align: right;">↙</td></tr> <tr><td>7:</td><td>9.9</td><td style="text-align: right;">↙</td></tr> <tr><td>8:</td><td>10.1</td><td style="text-align: right;">↙</td></tr> <tr><td>9:</td><td>10.3</td><td style="text-align: right;">↙</td></tr> <tr><td>10:</td><td>9.8</td><td style="text-align: right;">↙</td></tr> </table> <table border="1" style="width:100%; border-collapse: collapse; margin-top: 10px;"> <tr> <td style="width:80%;">Serie</td> <td style="text-align: right;">98.0</td> </tr> <tr> <td>Total</td> <td style="text-align: right;">98.0</td> </tr> </table>	1:	10.3	↙	2:	*10.6	↗	3:	10.3	↗	4:	10.2	↙	5:	*10.6	↖	6:	10.2	↙	7:	9.9	↙	8:	10.1	↙	9:	10.3	↙	10:	9.8	↙	Serie	98.0	Total	98.0
1:	10.3	↙																																	
2:	*10.6	↗																																	
3:	10.3	↗																																	
4:	10.2	↙																																	
5:	*10.6	↖																																	
6:	10.2	↙																																	
7:	9.9	↙																																	
8:	10.1	↙																																	
9:	10.3	↙																																	
10:	9.8	↙																																	
Serie	98.0																																		
Total	98.0																																		

<p>20 Skud</p>	<table style="width:100%; border-collapse: collapse;"> <tr><td style="width:10%;">11:</td><td style="width:10%;">10.4</td><td style="width:10%; text-align: right;">↙</td></tr> <tr><td>12:</td><td>10.0</td><td style="text-align: right;">↗</td></tr> <tr><td>13:</td><td>9.5</td><td style="text-align: right;">↙</td></tr> <tr><td>14:</td><td>10.2</td><td style="text-align: right;">↙</td></tr> <tr><td>15:</td><td>10.1</td><td style="text-align: right;">↙</td></tr> <tr><td>16:</td><td>10.2</td><td style="text-align: right;">↖</td></tr> <tr><td>17:</td><td>10.2</td><td style="text-align: right;">↙</td></tr> <tr><td>18:</td><td>9.9</td><td style="text-align: right;">↖</td></tr> <tr><td>19:</td><td>9.6</td><td style="text-align: right;">↗</td></tr> <tr><td>20:</td><td>9.8</td><td style="text-align: right;">↙</td></tr> </table> <table border="1" style="width:100%; border-collapse: collapse; margin-top: 10px;"> <tr> <td style="width:80%;">Serie</td> <td style="text-align: right;">96.0</td> </tr> <tr> <td>Total</td> <td style="text-align: right;">194.0</td> </tr> </table>	11:	10.4	↙	12:	10.0	↗	13:	9.5	↙	14:	10.2	↙	15:	10.1	↙	16:	10.2	↖	17:	10.2	↙	18:	9.9	↖	19:	9.6	↗	20:	9.8	↙	Serie	96.0	Total	194.0
11:	10.4	↙																																	
12:	10.0	↗																																	
13:	9.5	↙																																	
14:	10.2	↙																																	
15:	10.1	↙																																	
16:	10.2	↖																																	
17:	10.2	↙																																	
18:	9.9	↖																																	
19:	9.6	↗																																	
20:	9.8	↙																																	
Serie	96.0																																		
Total	194.0																																		

<p>Prøve</p> 	<table style="width:100%; border-collapse: collapse;"> <tr><td style="width:10%;">1:</td><td style="width:15%;">9.6</td><td style="width:10%; text-align:center;">↓</td></tr> <tr><td>2:</td><td>10.1</td><td style="text-align:center;">↙</td></tr> <tr><td>3:</td><td>10.2</td><td style="text-align:center;">↗</td></tr> <tr><td>4:</td><td>10.4</td><td style="text-align:center;">↗</td></tr> <tr><td>5:</td><td>9.7</td><td style="text-align:center;">↗</td></tr> <tr><td>6:</td><td>10.0</td><td style="text-align:center;">↗</td></tr> <tr><td>7:</td><td>9.0</td><td style="text-align:center;">↗</td></tr> <tr><td>8:</td><td>9.9</td><td style="text-align:center;">↗</td></tr> <tr><td>9:</td><td>10.0</td><td style="text-align:center;">↗</td></tr> <tr><td>10:</td><td>10.4</td><td style="text-align:center;">↗</td></tr> <tr><td colspan="2">Serie</td><td style="text-align:right;">96.0</td></tr> <tr><td colspan="2">Total</td><td style="text-align:right;">0.0</td></tr> </table>	1:	9.6	↓	2:	10.1	↙	3:	10.2	↗	4:	10.4	↗	5:	9.7	↗	6:	10.0	↗	7:	9.0	↗	8:	9.9	↗	9:	10.0	↗	10:	10.4	↗	Serie		96.0	Total		0.0
1:	9.6	↓																																			
2:	10.1	↙																																			
3:	10.2	↗																																			
4:	10.4	↗																																			
5:	9.7	↗																																			
6:	10.0	↗																																			
7:	9.0	↗																																			
8:	9.9	↗																																			
9:	10.0	↗																																			
10:	10.4	↗																																			
Serie		96.0																																			
Total		0.0																																			

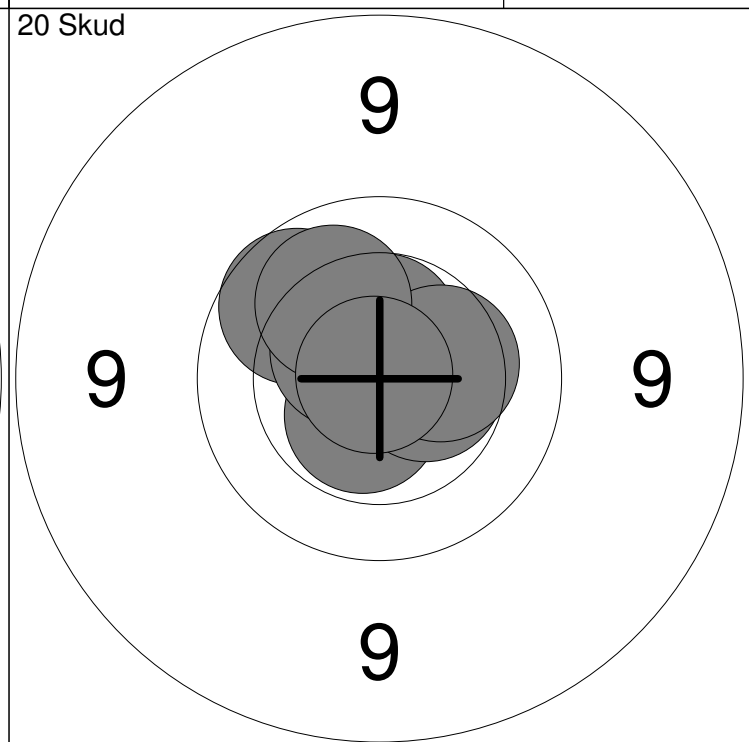
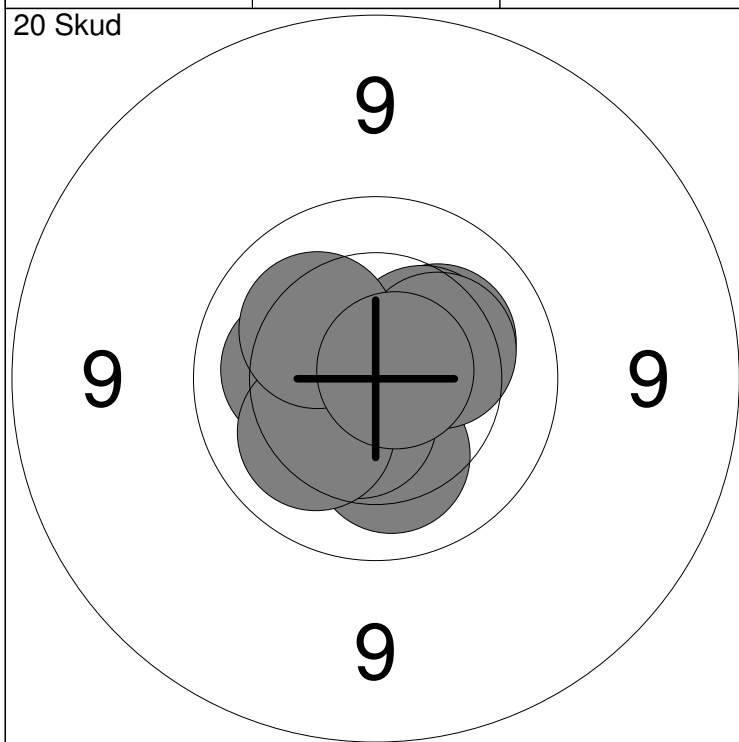
<p>20 Skud</p> 	<table style="width:100%; border-collapse: collapse;"> <tr><td style="width:10%;">1:</td><td style="width:15%;">10.4</td><td style="width:10%; text-align:center;">↗</td></tr> <tr><td>2:</td><td>*10.5</td><td style="text-align:center;">↗</td></tr> <tr><td>3:</td><td>9.9</td><td style="text-align:center;">↗</td></tr> <tr><td>4:</td><td>9.8</td><td style="text-align:center;">↗</td></tr> <tr><td>5:</td><td>10.0</td><td style="text-align:center;">↗</td></tr> <tr><td>6:</td><td>*10.5</td><td style="text-align:center;">↙</td></tr> <tr><td>7:</td><td>10.1</td><td style="text-align:center;">↙</td></tr> <tr><td>8:</td><td>9.7</td><td style="text-align:center;">↗</td></tr> <tr><td>9:</td><td>*10.7</td><td style="text-align:center;">↙</td></tr> <tr><td>10:</td><td>9.8</td><td style="text-align:center;">↗</td></tr> <tr><td colspan="2">Serie</td><td style="text-align:right;">96.0</td></tr> <tr><td colspan="2">Total</td><td style="text-align:right;">96.0</td></tr> </table>	1:	10.4	↗	2:	*10.5	↗	3:	9.9	↗	4:	9.8	↗	5:	10.0	↗	6:	*10.5	↙	7:	10.1	↙	8:	9.7	↗	9:	*10.7	↙	10:	9.8	↗	Serie		96.0	Total		96.0
1:	10.4	↗																																			
2:	*10.5	↗																																			
3:	9.9	↗																																			
4:	9.8	↗																																			
5:	10.0	↗																																			
6:	*10.5	↙																																			
7:	10.1	↙																																			
8:	9.7	↗																																			
9:	*10.7	↙																																			
10:	9.8	↗																																			
Serie		96.0																																			
Total		96.0																																			

<p>20 Skud</p> 	<table style="width:100%; border-collapse: collapse;"> <tr><td style="width:10%;">11:</td><td style="width:15%;">10.4</td><td style="width:10%; text-align:center;">↗</td></tr> <tr><td>12:</td><td>*10.5</td><td style="text-align:center;">↗</td></tr> <tr><td>13:</td><td>10.4</td><td style="text-align:center;">↙</td></tr> <tr><td>14:</td><td>9.8</td><td style="text-align:center;">→</td></tr> <tr><td>15:</td><td>*10.5</td><td style="text-align:center;">↙</td></tr> <tr><td>16:</td><td>10.5</td><td style="text-align:center;">↙</td></tr> <tr><td>17:</td><td>*10.7</td><td style="text-align:center;">↗</td></tr> <tr><td>18:</td><td>*10.5</td><td style="text-align:center;">↗</td></tr> <tr><td>19:</td><td>*10.8</td><td style="text-align:center;">↙</td></tr> <tr><td>20:</td><td>10.2</td><td style="text-align:center;">↗</td></tr> <tr><td colspan="2">Serie</td><td style="text-align:right;">99.0</td></tr> <tr><td colspan="2">Total</td><td style="text-align:right;">195.0</td></tr> </table>	11:	10.4	↗	12:	*10.5	↗	13:	10.4	↙	14:	9.8	→	15:	*10.5	↙	16:	10.5	↙	17:	*10.7	↗	18:	*10.5	↗	19:	*10.8	↙	20:	10.2	↗	Serie		99.0	Total		195.0
11:	10.4	↗																																			
12:	*10.5	↗																																			
13:	10.4	↙																																			
14:	9.8	→																																			
15:	*10.5	↙																																			
16:	10.5	↙																																			
17:	*10.7	↗																																			
18:	*10.5	↗																																			
19:	*10.8	↙																																			
20:	10.2	↗																																			
Serie		99.0																																			
Total		195.0																																			



1: 9.8 ←	6: *10.8 ↘	Serie	97.0
2: *10.5 ←	7: 10.0 ↗		
3: 9.8 ←	8: 9.6 ←	Total	0.0
4: *10.8 ←	9: 10.5 ↘		
5: *10.7 ↘	10: 10.3 ←		

11: 10.1 ←	Serie	30.0
12: 10.2 ←		
13: 10.5 ↘	Total	0.0



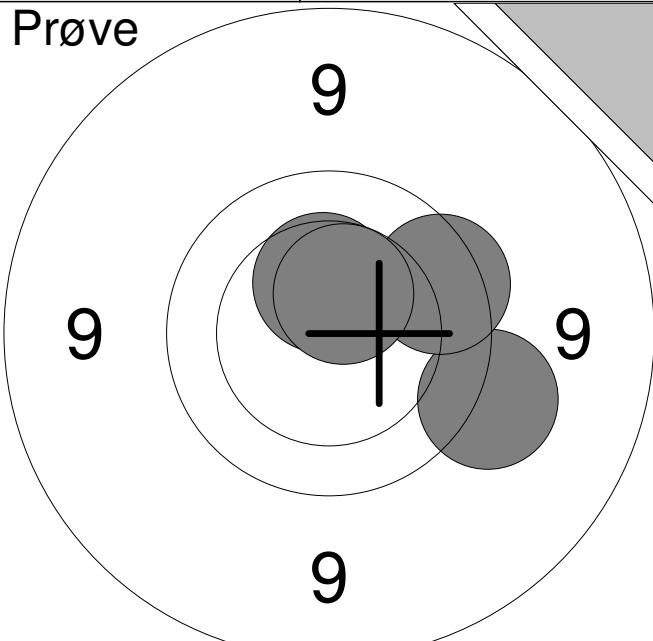
1: 10.3 ↗	6: 10.2 ↘	Serie	100.0
2: 10.4 ←	7: 10.4 ↗		
3: 10.2 ↘	8: 10.3 ↗	Total	100.0
4: *10.5 ↘	9: 10.2 ↘		
5: 10.2 ←	10: *10.7 ↗		

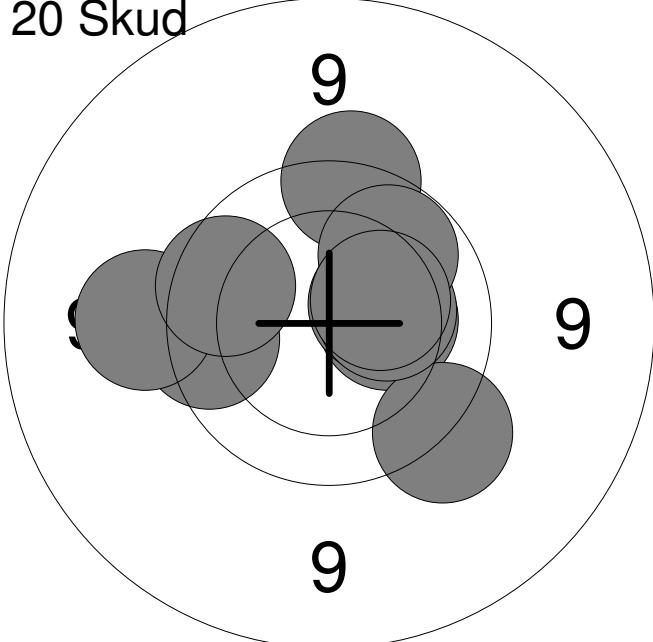
11: 10.5 ↗	16: *10.5 ↑	Serie	99.0
12: *10.6 ↘	17: *10.9 ↑		
13: 9.9 ↗	18: 10.3 →	Total	199.0
14: *10.5 →	19: 10.1 ↗		
15: *10.5 ↗	20: *10.9 ↘		

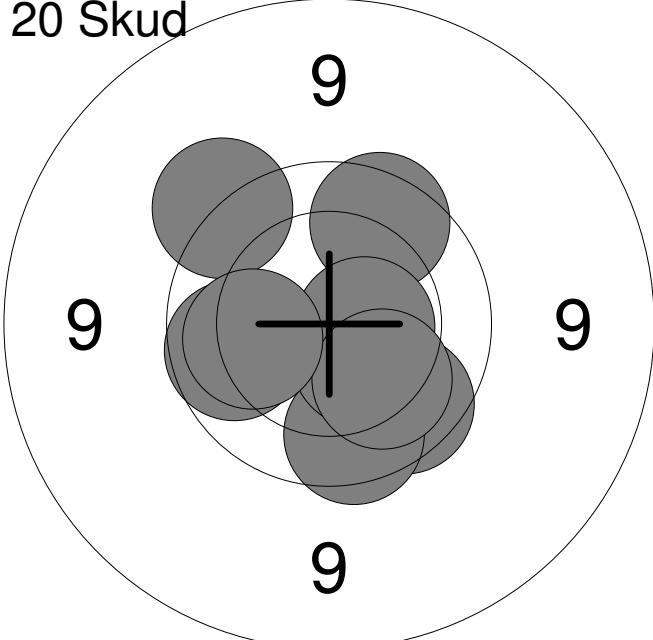
<p>Prøve</p>	<table style="width:100%; border-collapse: collapse;"> <tr><td style="width:10%;">1:</td><td style="width:15%;">*10.7</td><td style="width:10%; text-align: right;">←</td></tr> <tr><td>2:</td><td>10.3</td><td style="text-align: right;">↓</td></tr> <tr><td>3:</td><td>10.2</td><td style="text-align: right;">↓</td></tr> <tr><td>4:</td><td>10.3</td><td style="text-align: right;">→</td></tr> <tr><td>5:</td><td>*10.6</td><td style="text-align: right;">↙</td></tr> </table>	1:	*10.7	←	2:	10.3	↓	3:	10.2	↓	4:	10.3	→	5:	*10.6	↙
1:	*10.7	←														
2:	10.3	↓														
3:	10.2	↓														
4:	10.3	→														
5:	*10.6	↙														
<table style="width:100%; border-collapse: collapse;"> <tr> <td style="width:80%;">Serie</td> <td style="text-align: right;">50.0</td> </tr> <tr> <td>Total</td> <td style="text-align: right;">0.0</td> </tr> </table>		Serie	50.0	Total	0.0											
Serie	50.0															
Total	0.0															

<p>20 Skud</p>	<table style="width:100%; border-collapse: collapse;"> <tr><td style="width:10%;">1:</td><td style="width:15%;">*10.7</td><td style="width:10%; text-align: right;">↑</td></tr> <tr><td>2:</td><td>*10.6</td><td style="text-align: right;">↗</td></tr> <tr><td>3:</td><td>10.1</td><td style="text-align: right;">↓</td></tr> <tr><td>4:</td><td>10.4</td><td style="text-align: right;">↙</td></tr> <tr><td>5:</td><td>10.4</td><td style="text-align: right;">↗</td></tr> <tr><td>6:</td><td>10.5</td><td style="text-align: right;">↓</td></tr> <tr><td>7:</td><td>10.4</td><td style="text-align: right;">↓</td></tr> <tr><td>8:</td><td>10.3</td><td style="text-align: right;">→</td></tr> <tr><td>9:</td><td>9.9</td><td style="text-align: right;">↙</td></tr> <tr><td>10:</td><td>10.4</td><td style="text-align: right;">↗</td></tr> </table>	1:	*10.7	↑	2:	*10.6	↗	3:	10.1	↓	4:	10.4	↙	5:	10.4	↗	6:	10.5	↓	7:	10.4	↓	8:	10.3	→	9:	9.9	↙	10:	10.4	↗
1:	*10.7	↑																													
2:	*10.6	↗																													
3:	10.1	↓																													
4:	10.4	↙																													
5:	10.4	↗																													
6:	10.5	↓																													
7:	10.4	↓																													
8:	10.3	→																													
9:	9.9	↙																													
10:	10.4	↗																													
<table style="width:100%; border-collapse: collapse;"> <tr> <td style="width:80%;">Serie</td> <td style="text-align: right;">99.0</td> </tr> <tr> <td>Total</td> <td style="text-align: right;">99.0</td> </tr> </table>		Serie	99.0	Total	99.0																										
Serie	99.0																														
Total	99.0																														

<p>20 Skud</p>	<table style="width:100%; border-collapse: collapse;"> <tr><td style="width:10%;">11:</td><td style="width:15%;">9.6</td><td style="width:10%; text-align: right;">→</td></tr> <tr><td>12:</td><td>*10.5</td><td style="text-align: right;">↗</td></tr> <tr><td>13:</td><td>10.4</td><td style="text-align: right;">↙</td></tr> <tr><td>14:</td><td>*10.8</td><td style="text-align: right;">↙</td></tr> <tr><td>15:</td><td>*10.9</td><td style="text-align: right;">→</td></tr> <tr><td>16:</td><td>*10.6</td><td style="text-align: right;">←</td></tr> <tr><td>17:</td><td>*10.7</td><td style="text-align: right;">↗</td></tr> <tr><td>18:</td><td>*10.5</td><td style="text-align: right;">→</td></tr> <tr><td>19:</td><td>10.3</td><td style="text-align: right;">↗</td></tr> <tr><td>20:</td><td>10.5</td><td style="text-align: right;">↗</td></tr> </table>	11:	9.6	→	12:	*10.5	↗	13:	10.4	↙	14:	*10.8	↙	15:	*10.9	→	16:	*10.6	←	17:	*10.7	↗	18:	*10.5	→	19:	10.3	↗	20:	10.5	↗
11:	9.6	→																													
12:	*10.5	↗																													
13:	10.4	↙																													
14:	*10.8	↙																													
15:	*10.9	→																													
16:	*10.6	←																													
17:	*10.7	↗																													
18:	*10.5	→																													
19:	10.3	↗																													
20:	10.5	↗																													
<table style="width:100%; border-collapse: collapse;"> <tr> <td style="width:80%;">Serie</td> <td style="text-align: right;">99.0</td> </tr> <tr> <td>Total</td> <td style="text-align: right;">198.0</td> </tr> </table>		Serie	99.0	Total	198.0																										
Serie	99.0																														
Total	198.0																														

<p>Prøve</p> 	<table style="width:100%; border-collapse: collapse;"> <tr><td style="width:10%;">1:</td><td style="width:15%;">10.4</td><td style="width:10%; text-align: center;">↑</td></tr> <tr><td>2:</td><td>9.5</td><td style="text-align: center;">→</td></tr> <tr><td>3:</td><td>9.8</td><td style="text-align: center;">→</td></tr> <tr><td>4:</td><td>*10.5</td><td style="text-align: center;">↑</td></tr> </table>	1:	10.4	↑	2:	9.5	→	3:	9.8	→	4:	*10.5	↑
1:	10.4	↑											
2:	9.5	→											
3:	9.8	→											
4:	*10.5	↑											
<table style="width:100%; border-collapse: collapse;"> <tr> <td style="width:80%;">Serie</td> <td style="text-align: right;">38.0</td> </tr> <tr> <td>Total</td> <td style="text-align: right;">0.0</td> </tr> </table>		Serie	38.0	Total	0.0								
Serie	38.0												
Total	0.0												

<p>20 Skud</p> 	<table style="width:100%; border-collapse: collapse;"> <tr><td style="width:10%;">1:</td><td style="width:15%;">9.8</td><td style="width:10%; text-align: center;">←</td></tr> <tr><td>2:</td><td>10.3</td><td style="text-align: center;">→</td></tr> <tr><td>3:</td><td>9.4</td><td style="text-align: center;">←</td></tr> <tr><td>4:</td><td>9.5</td><td style="text-align: center;">↘</td></tr> <tr><td>5:</td><td>9.6</td><td style="text-align: center;">↑</td></tr> <tr><td>6:</td><td>10.4</td><td style="text-align: center;">→</td></tr> <tr><td>7:</td><td>9.8</td><td style="text-align: center;">←</td></tr> <tr><td>8:</td><td>10.3</td><td style="text-align: center;">→</td></tr> <tr><td>9:</td><td>10.0</td><td style="text-align: center;">↗</td></tr> <tr><td>10:</td><td>10.3</td><td style="text-align: center;">→</td></tr> </table>	1:	9.8	←	2:	10.3	→	3:	9.4	←	4:	9.5	↘	5:	9.6	↑	6:	10.4	→	7:	9.8	←	8:	10.3	→	9:	10.0	↗	10:	10.3	→
1:	9.8	←																													
2:	10.3	→																													
3:	9.4	←																													
4:	9.5	↘																													
5:	9.6	↑																													
6:	10.4	→																													
7:	9.8	←																													
8:	10.3	→																													
9:	10.0	↗																													
10:	10.3	→																													
<table style="width:100%; border-collapse: collapse;"> <tr> <td style="width:80%;">Serie</td> <td style="text-align: right;">95.0</td> </tr> <tr> <td>Total</td> <td style="text-align: right;">95.0</td> </tr> </table>		Serie	95.0	Total	95.0																										
Serie	95.0																														
Total	95.0																														

<p>20 Skud</p> 	<table style="width:100%; border-collapse: collapse;"> <tr><td style="width:10%;">11:</td><td style="width:15%;">9.9</td><td style="width:10%; text-align: center;">←</td></tr> <tr><td>12:</td><td>9.8</td><td style="text-align: center;">↘</td></tr> <tr><td>13:</td><td>9.8</td><td style="text-align: center;">↗</td></tr> <tr><td>14:</td><td>9.8</td><td style="text-align: center;">↘</td></tr> <tr><td>15:</td><td>*10.6</td><td style="text-align: center;">↘</td></tr> <tr><td>16:</td><td>10.4</td><td style="text-align: center;">↘</td></tr> <tr><td>17:</td><td>9.6</td><td style="text-align: center;">↗</td></tr> <tr><td>18:</td><td>*10.6</td><td style="text-align: center;">→</td></tr> <tr><td>19:</td><td>10.1</td><td style="text-align: center;">↘</td></tr> <tr><td>20:</td><td>10.1</td><td style="text-align: center;">←</td></tr> </table>	11:	9.9	←	12:	9.8	↘	13:	9.8	↗	14:	9.8	↘	15:	*10.6	↘	16:	10.4	↘	17:	9.6	↗	18:	*10.6	→	19:	10.1	↘	20:	10.1	←
11:	9.9	←																													
12:	9.8	↘																													
13:	9.8	↗																													
14:	9.8	↘																													
15:	*10.6	↘																													
16:	10.4	↘																													
17:	9.6	↗																													
18:	*10.6	→																													
19:	10.1	↘																													
20:	10.1	←																													
<table style="width:100%; border-collapse: collapse;"> <tr> <td style="width:80%;">Serie</td> <td style="text-align: right;">95.0</td> </tr> <tr> <td>Total</td> <td style="text-align: right;">190.0</td> </tr> </table>		Serie	95.0	Total	190.0																										
Serie	95.0																														
Total	190.0																														

<p>Prøve</p>	<table style="width:100%; border-collapse: collapse;"> <tr><td style="width:10%;">1:</td><td style="width:10%;">7.0</td><td style="width:10%; text-align:right;">→</td></tr> <tr><td>2:</td><td>9.1</td><td style="text-align:right;">→</td></tr> <tr><td>3:</td><td>9.8</td><td style="text-align:right;">↓</td></tr> <tr><td>4:</td><td>9.8</td><td style="text-align:right;">→</td></tr> <tr><td>5:</td><td>9.4</td><td style="text-align:right;">↗</td></tr> <tr><td>6:</td><td>9.5</td><td style="text-align:right;">↘</td></tr> </table>	1:	7.0	→	2:	9.1	→	3:	9.8	↓	4:	9.8	→	5:	9.4	↗	6:	9.5	↘
1:	7.0	→																	
2:	9.1	→																	
3:	9.8	↓																	
4:	9.8	→																	
5:	9.4	↗																	
6:	9.5	↘																	
<table style="width:100%; border-collapse: collapse;"> <tr> <td style="width:45%;">Serie</td> <td style="width:55%; text-align:right;">52.0</td> </tr> <tr> <td>Total</td> <td style="text-align:right;">0.0</td> </tr> </table>		Serie	52.0	Total	0.0														
Serie	52.0																		
Total	0.0																		

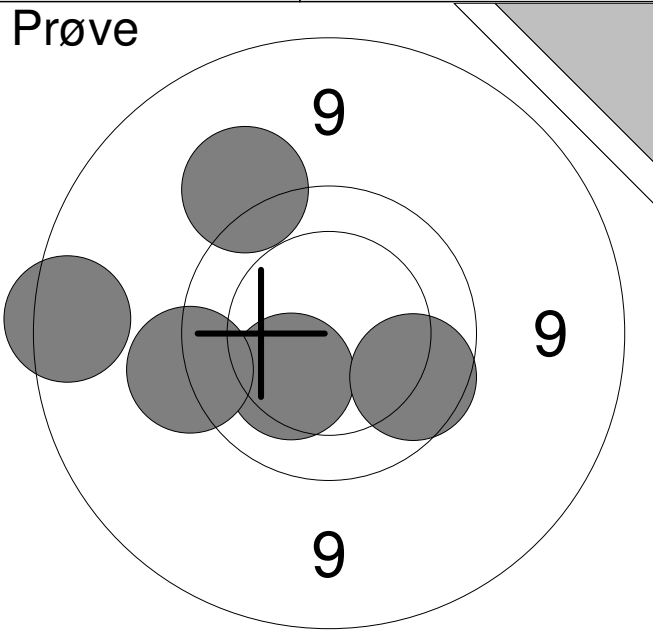
<p>20 Skud</p>	<table style="width:100%; border-collapse: collapse;"> <tr><td style="width:10%;">1:</td><td style="width:10%;">9.3</td><td style="width:10%; text-align:right;">↗</td></tr> <tr><td>2:</td><td>8.8</td><td style="text-align:right;">↓</td></tr> <tr><td>3:</td><td>10.2</td><td style="text-align:right;">↙</td></tr> <tr><td>4:</td><td>8.8</td><td style="text-align:right;">↖</td></tr> <tr><td>5:</td><td>10.0</td><td style="text-align:right;">↓</td></tr> <tr><td>6:</td><td>10.4</td><td style="text-align:right;">→</td></tr> <tr><td>7:</td><td>9.4</td><td style="text-align:right;">↗</td></tr> <tr><td>8:</td><td>10.1</td><td style="text-align:right;">↗</td></tr> <tr><td>9:</td><td>10.4</td><td style="text-align:right;">↗</td></tr> <tr><td>10:</td><td>9.3</td><td style="text-align:right;">↙</td></tr> </table>	1:	9.3	↗	2:	8.8	↓	3:	10.2	↙	4:	8.8	↖	5:	10.0	↓	6:	10.4	→	7:	9.4	↗	8:	10.1	↗	9:	10.4	↗	10:	9.3	↙
1:	9.3	↗																													
2:	8.8	↓																													
3:	10.2	↙																													
4:	8.8	↖																													
5:	10.0	↓																													
6:	10.4	→																													
7:	9.4	↗																													
8:	10.1	↗																													
9:	10.4	↗																													
10:	9.3	↙																													
<table style="width:100%; border-collapse: collapse;"> <tr> <td style="width:45%;">Serie</td> <td style="width:55%; text-align:right;">93.0</td> </tr> <tr> <td>Total</td> <td style="text-align:right;">93.0</td> </tr> </table>		Serie	93.0	Total	93.0																										
Serie	93.0																														
Total	93.0																														

<p>20 Skud</p>	<table style="width:100%; border-collapse: collapse;"> <tr><td style="width:10%;">11:</td><td style="width:10%;">8.2</td><td style="width:10%; text-align:right;">←</td></tr> <tr><td>12:</td><td>8.5</td><td style="text-align:right;">→</td></tr> <tr><td>13:</td><td>8.8</td><td style="text-align:right;">←</td></tr> <tr><td>14:</td><td>8.9</td><td style="text-align:right;">↗</td></tr> <tr><td>15:</td><td>8.6</td><td style="text-align:right;">↗</td></tr> <tr><td>16:</td><td>10.4</td><td style="text-align:right;">↓</td></tr> <tr><td>17:</td><td>9.7</td><td style="text-align:right;">→</td></tr> <tr><td>18:</td><td>8.1</td><td style="text-align:right;">←</td></tr> <tr><td>19:</td><td>8.9</td><td style="text-align:right;">↗</td></tr> <tr><td>20:</td><td>9.8</td><td style="text-align:right;">↗</td></tr> </table>	11:	8.2	←	12:	8.5	→	13:	8.8	←	14:	8.9	↗	15:	8.6	↗	16:	10.4	↓	17:	9.7	→	18:	8.1	←	19:	8.9	↗	20:	9.8	↗
11:	8.2	←																													
12:	8.5	→																													
13:	8.8	←																													
14:	8.9	↗																													
15:	8.6	↗																													
16:	10.4	↓																													
17:	9.7	→																													
18:	8.1	←																													
19:	8.9	↗																													
20:	9.8	↗																													
<table style="width:100%; border-collapse: collapse;"> <tr> <td style="width:45%;">Serie</td> <td style="width:55%; text-align:right;">84.0</td> </tr> <tr> <td>Total</td> <td style="text-align:right;">177.0</td> </tr> </table>		Serie	84.0	Total	177.0																										
Serie	84.0																														
Total	177.0																														

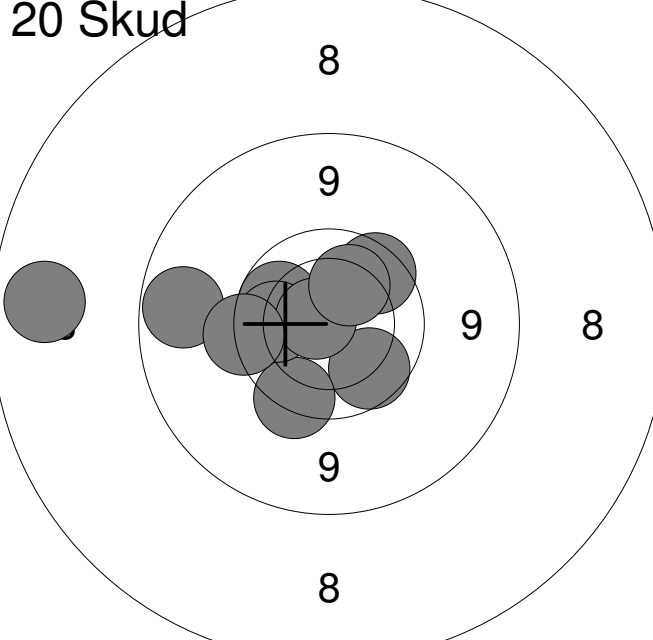
<p>Prøve</p>	<table style="width:100%; border-collapse: collapse;"> <tr><td style="text-align: right;">1:</td><td style="text-align: right;">10.2</td><td style="text-align: center;">↓</td></tr> <tr><td style="text-align: right;">2:</td><td style="text-align: right;">*10.5</td><td style="text-align: center;">↑</td></tr> <tr><td style="text-align: right;">3:</td><td style="text-align: right;">10.3</td><td style="text-align: center;">↙</td></tr> <tr><td style="text-align: right;">4:</td><td style="text-align: right;">9.9</td><td style="text-align: center;">←</td></tr> <tr><td style="text-align: right;">5:</td><td style="text-align: right;">10.2</td><td style="text-align: center;">↗</td></tr> <tr><td style="text-align: right;">6:</td><td style="text-align: right;">10.2</td><td style="text-align: center;">↗</td></tr> <tr><td style="text-align: right;">7:</td><td style="text-align: right;">9.9</td><td style="text-align: center;">←</td></tr> <tr><td style="text-align: right;">8:</td><td style="text-align: right;">10.0</td><td style="text-align: center;">→</td></tr> <tr><td style="text-align: right;">9:</td><td style="text-align: right;">10.3</td><td style="text-align: center;">↙</td></tr> </table> <table border="1" style="width:100%; border-collapse: collapse; margin-top: 5px;"> <tr> <td style="width:80%;">Serie</td> <td style="text-align: right;">88.0</td> </tr> <tr> <td>Total</td> <td style="text-align: right;">0.0</td> </tr> </table>	1:	10.2	↓	2:	*10.5	↑	3:	10.3	↙	4:	9.9	←	5:	10.2	↗	6:	10.2	↗	7:	9.9	←	8:	10.0	→	9:	10.3	↙	Serie	88.0	Total	0.0
1:	10.2	↓																														
2:	*10.5	↑																														
3:	10.3	↙																														
4:	9.9	←																														
5:	10.2	↗																														
6:	10.2	↗																														
7:	9.9	←																														
8:	10.0	→																														
9:	10.3	↙																														
Serie	88.0																															
Total	0.0																															

<p>20 Skud</p>	<table style="width:100%; border-collapse: collapse;"> <tr><td style="text-align: right;">1:</td><td style="text-align: right;">*10.5</td><td style="text-align: center;">↖</td></tr> <tr><td style="text-align: right;">2:</td><td style="text-align: right;">*10.6</td><td style="text-align: center;">↖</td></tr> <tr><td style="text-align: right;">3:</td><td style="text-align: right;">*10.8</td><td style="text-align: center;">→</td></tr> <tr><td style="text-align: right;">4:</td><td style="text-align: right;">10.2</td><td style="text-align: center;">↗</td></tr> <tr><td style="text-align: right;">5:</td><td style="text-align: right;">*10.6</td><td style="text-align: center;">←</td></tr> <tr><td style="text-align: right;">6:</td><td style="text-align: right;">9.9</td><td style="text-align: center;">↗</td></tr> <tr><td style="text-align: right;">7:</td><td style="text-align: right;">*10.6</td><td style="text-align: center;">↓</td></tr> <tr><td style="text-align: right;">8:</td><td style="text-align: right;">9.9</td><td style="text-align: center;">←</td></tr> <tr><td style="text-align: right;">9:</td><td style="text-align: right;">*10.5</td><td style="text-align: center;">→</td></tr> <tr><td style="text-align: right;">10:</td><td style="text-align: right;">10.0</td><td style="text-align: center;">↖</td></tr> </table> <table border="1" style="width:100%; border-collapse: collapse; margin-top: 5px;"> <tr> <td style="width:80%;">Serie</td> <td style="text-align: right;">98.0</td> </tr> <tr> <td>Total</td> <td style="text-align: right;">98.0</td> </tr> </table>	1:	*10.5	↖	2:	*10.6	↖	3:	*10.8	→	4:	10.2	↗	5:	*10.6	←	6:	9.9	↗	7:	*10.6	↓	8:	9.9	←	9:	*10.5	→	10:	10.0	↖	Serie	98.0	Total	98.0
1:	*10.5	↖																																	
2:	*10.6	↖																																	
3:	*10.8	→																																	
4:	10.2	↗																																	
5:	*10.6	←																																	
6:	9.9	↗																																	
7:	*10.6	↓																																	
8:	9.9	←																																	
9:	*10.5	→																																	
10:	10.0	↖																																	
Serie	98.0																																		
Total	98.0																																		

<p>20 Skud</p>	<table style="width:100%; border-collapse: collapse;"> <tr><td style="text-align: right;">11:</td><td style="text-align: right;">9.2</td><td style="text-align: center;">↓</td></tr> <tr><td style="text-align: right;">12:</td><td style="text-align: right;">*10.5</td><td style="text-align: center;">↑</td></tr> <tr><td style="text-align: right;">13:</td><td style="text-align: right;">10.4</td><td style="text-align: center;">↙</td></tr> <tr><td style="text-align: right;">14:</td><td style="text-align: right;">*10.6</td><td style="text-align: center;">↗</td></tr> <tr><td style="text-align: right;">15:</td><td style="text-align: right;">10.3</td><td style="text-align: center;">↙</td></tr> <tr><td style="text-align: right;">16:</td><td style="text-align: right;">9.9</td><td style="text-align: center;">←</td></tr> <tr><td style="text-align: right;">17:</td><td style="text-align: right;">10.0</td><td style="text-align: center;">↑</td></tr> <tr><td style="text-align: right;">18:</td><td style="text-align: right;">10.2</td><td style="text-align: center;">↙</td></tr> <tr><td style="text-align: right;">19:</td><td style="text-align: right;">10.5</td><td style="text-align: center;">↙</td></tr> <tr><td style="text-align: right;">20:</td><td style="text-align: right;">10.5</td><td style="text-align: center;">↖</td></tr> </table> <table border="1" style="width:100%; border-collapse: collapse; margin-top: 5px;"> <tr> <td style="width:80%;">Serie</td> <td style="text-align: right;">98.0</td> </tr> <tr> <td>Total</td> <td style="text-align: right;">196.0</td> </tr> </table>	11:	9.2	↓	12:	*10.5	↑	13:	10.4	↙	14:	*10.6	↗	15:	10.3	↙	16:	9.9	←	17:	10.0	↑	18:	10.2	↙	19:	10.5	↙	20:	10.5	↖	Serie	98.0	Total	196.0
11:	9.2	↓																																	
12:	*10.5	↑																																	
13:	10.4	↙																																	
14:	*10.6	↗																																	
15:	10.3	↙																																	
16:	9.9	←																																	
17:	10.0	↑																																	
18:	10.2	↙																																	
19:	10.5	↙																																	
20:	10.5	↖																																	
Serie	98.0																																		
Total	196.0																																		

<p>Prøve</p> 	<table style="width:100%; border-collapse: collapse;"> <tr><td style="width:10%;">1:</td><td style="width:15%;">9.4</td><td style="width:10%; text-align: center;">↗</td></tr> <tr><td>2:</td><td>10.3</td><td style="text-align: center;">↘</td></tr> <tr><td>3:</td><td>8.8</td><td style="text-align: center;">←</td></tr> <tr><td>4:</td><td>9.5</td><td style="text-align: center;">↙</td></tr> <tr><td>5:</td><td>9.9</td><td style="text-align: center;">↘</td></tr> </table>	1:	9.4	↗	2:	10.3	↘	3:	8.8	←	4:	9.5	↙	5:	9.9	↘
1:	9.4	↗														
2:	10.3	↘														
3:	8.8	←														
4:	9.5	↙														
5:	9.9	↘														
<table style="width:100%; border-collapse: collapse;"> <tr> <td style="width:45%;">Serie</td> <td style="width:55%; text-align: right;">45.0</td> </tr> <tr> <td>Total</td> <td style="text-align: right;">0.0</td> </tr> </table>		Serie	45.0	Total	0.0											
Serie	45.0															
Total	0.0															

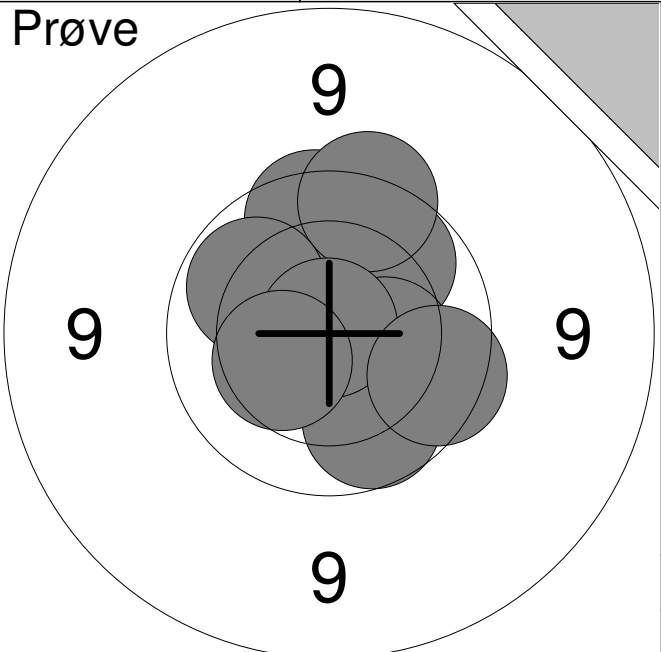
<p>20 Skud</p> 	<table style="width:100%; border-collapse: collapse;"> <tr><td style="width:10%;">1:</td><td style="width:15%;">9.9</td><td style="width:10%; text-align: center;">→</td></tr> <tr><td>2:</td><td>9.6</td><td style="text-align: center;">↗</td></tr> <tr><td>3:</td><td>10.2</td><td style="text-align: center;">↓</td></tr> <tr><td>4:</td><td>10.1</td><td style="text-align: center;">↙</td></tr> <tr><td>5:</td><td>10.0</td><td style="text-align: center;">↑</td></tr> <tr><td>6:</td><td>*10.9</td><td style="text-align: center;">↗</td></tr> <tr><td>7:</td><td>*10.8</td><td style="text-align: center;">→</td></tr> <tr><td>8:</td><td>9.3</td><td style="text-align: center;">→</td></tr> <tr><td>9:</td><td>9.1</td><td style="text-align: center;">↗</td></tr> <tr><td>10:</td><td>10.4</td><td style="text-align: center;">↖</td></tr> </table>	1:	9.9	→	2:	9.6	↗	3:	10.2	↓	4:	10.1	↙	5:	10.0	↑	6:	*10.9	↗	7:	*10.8	→	8:	9.3	→	9:	9.1	↗	10:	10.4	↖
1:	9.9	→																													
2:	9.6	↗																													
3:	10.2	↓																													
4:	10.1	↙																													
5:	10.0	↑																													
6:	*10.9	↗																													
7:	*10.8	→																													
8:	9.3	→																													
9:	9.1	↗																													
10:	10.4	↖																													
<table style="width:100%; border-collapse: collapse;"> <tr> <td style="width:45%;">Serie</td> <td style="width:55%; text-align: right;">96.0</td> </tr> <tr> <td>Total</td> <td style="text-align: right;">96.0</td> </tr> </table>		Serie	96.0	Total	96.0																										
Serie	96.0																														
Total	96.0																														

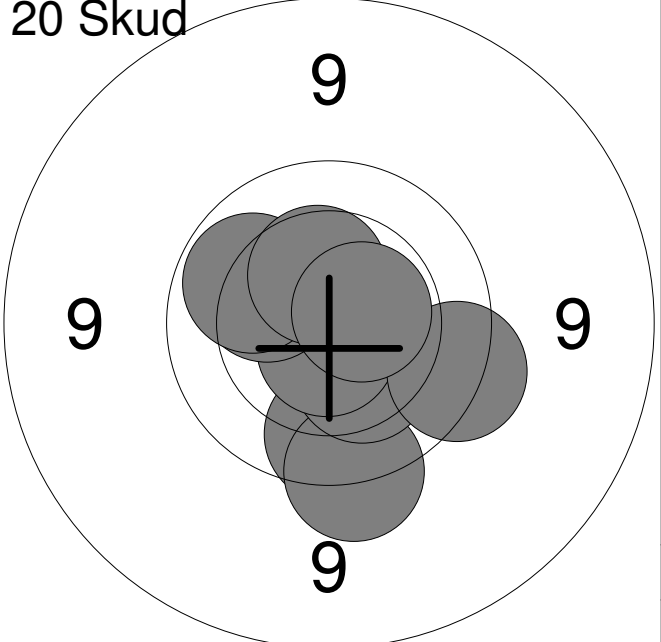
<p>20 Skud</p> 	<table style="width:100%; border-collapse: collapse;"> <tr><td style="width:10%;">11:</td><td style="width:15%;">9.9</td><td style="width:10%; text-align: center;">↘</td></tr> <tr><td>12:</td><td>9.9</td><td style="text-align: center;">↗</td></tr> <tr><td>13:</td><td>9.7</td><td style="text-align: center;">↘</td></tr> <tr><td>14:</td><td>9.8</td><td style="text-align: center;">↗</td></tr> <tr><td>15:</td><td>10.0</td><td style="text-align: center;">←</td></tr> <tr><td>16:</td><td>9.0</td><td style="text-align: center;">←</td></tr> <tr><td>17:</td><td>*10.7</td><td style="text-align: center;">↗</td></tr> <tr><td>18:</td><td>9.6</td><td style="text-align: center;">←</td></tr> <tr><td>19:</td><td>8.0</td><td style="text-align: center;">←</td></tr> <tr><td>20:</td><td>10.1</td><td style="text-align: center;">↗</td></tr> </table>	11:	9.9	↘	12:	9.9	↗	13:	9.7	↘	14:	9.8	↗	15:	10.0	←	16:	9.0	←	17:	*10.7	↗	18:	9.6	←	19:	8.0	←	20:	10.1	↗
11:	9.9	↘																													
12:	9.9	↗																													
13:	9.7	↘																													
14:	9.8	↗																													
15:	10.0	←																													
16:	9.0	←																													
17:	*10.7	↗																													
18:	9.6	←																													
19:	8.0	←																													
20:	10.1	↗																													
<table style="width:100%; border-collapse: collapse;"> <tr> <td style="width:45%;">Serie</td> <td style="width:55%; text-align: right;">92.0</td> </tr> <tr> <td>Total</td> <td style="text-align: right;">188.0</td> </tr> </table>		Serie	92.0	Total	188.0																										
Serie	92.0																														
Total	188.0																														

<p>Prøve</p>	<table style="width:100%; border-collapse: collapse;"> <tr><td style="width:10%;">1:</td><td style="width:15%;">10.3</td><td style="width:10%; text-align: right;">←</td></tr> <tr><td>2:</td><td>10.2</td><td style="text-align: right;">↑</td></tr> <tr><td>3:</td><td>10.1</td><td style="text-align: right;">↗</td></tr> <tr><td>4:</td><td>*10.6</td><td style="text-align: right;">→</td></tr> <tr><td>5:</td><td>10.5</td><td style="text-align: right;">↑</td></tr> <tr><td>6:</td><td>10.3</td><td style="text-align: right;">↑</td></tr> <tr><td>7:</td><td>*10.8</td><td style="text-align: right;">↑</td></tr> </table> <table border="1" style="width:100%; border-collapse: collapse; margin-top: 5px;"> <tr> <td style="width:80%;">Serie</td> <td style="width:20%; text-align: right;">70.0</td> </tr> <tr> <td>Total</td> <td style="text-align: right;">0.0</td> </tr> </table>	1:	10.3	←	2:	10.2	↑	3:	10.1	↗	4:	*10.6	→	5:	10.5	↑	6:	10.3	↑	7:	*10.8	↑	Serie	70.0	Total	0.0
1:	10.3	←																								
2:	10.2	↑																								
3:	10.1	↗																								
4:	*10.6	→																								
5:	10.5	↑																								
6:	10.3	↑																								
7:	*10.8	↑																								
Serie	70.0																									
Total	0.0																									

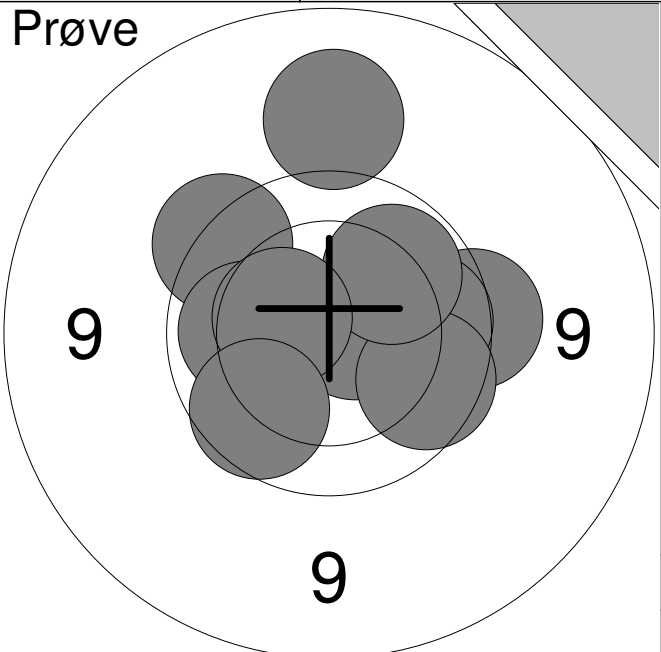
<p>20 Skud</p>	<table style="width:100%; border-collapse: collapse;"> <tr><td style="width:10%;">1:</td><td style="width:15%;">10.0</td><td style="width:10%; text-align: right;">←</td></tr> <tr><td>2:</td><td>10.3</td><td style="text-align: right;">→</td></tr> <tr><td>3:</td><td>*10.6</td><td style="text-align: right;">↑</td></tr> <tr><td>4:</td><td>*10.8</td><td style="text-align: right;">↗</td></tr> <tr><td>5:</td><td>10.1</td><td style="text-align: right;">↗</td></tr> <tr><td>6:</td><td>*10.8</td><td style="text-align: right;">↗</td></tr> <tr><td>7:</td><td>10.4</td><td style="text-align: right;">←</td></tr> <tr><td>8:</td><td>9.9</td><td style="text-align: right;">→</td></tr> <tr><td>9:</td><td>10.0</td><td style="text-align: right;">↗</td></tr> <tr><td>10:</td><td>9.7</td><td style="text-align: right;">→</td></tr> </table> <table border="1" style="width:100%; border-collapse: collapse; margin-top: 5px;"> <tr> <td style="width:80%;">Serie</td> <td style="width:20%; text-align: right;">98.0</td> </tr> <tr> <td>Total</td> <td style="text-align: right;">98.0</td> </tr> </table>	1:	10.0	←	2:	10.3	→	3:	*10.6	↑	4:	*10.8	↗	5:	10.1	↗	6:	*10.8	↗	7:	10.4	←	8:	9.9	→	9:	10.0	↗	10:	9.7	→	Serie	98.0	Total	98.0
1:	10.0	←																																	
2:	10.3	→																																	
3:	*10.6	↑																																	
4:	*10.8	↗																																	
5:	10.1	↗																																	
6:	*10.8	↗																																	
7:	10.4	←																																	
8:	9.9	→																																	
9:	10.0	↗																																	
10:	9.7	→																																	
Serie	98.0																																		
Total	98.0																																		

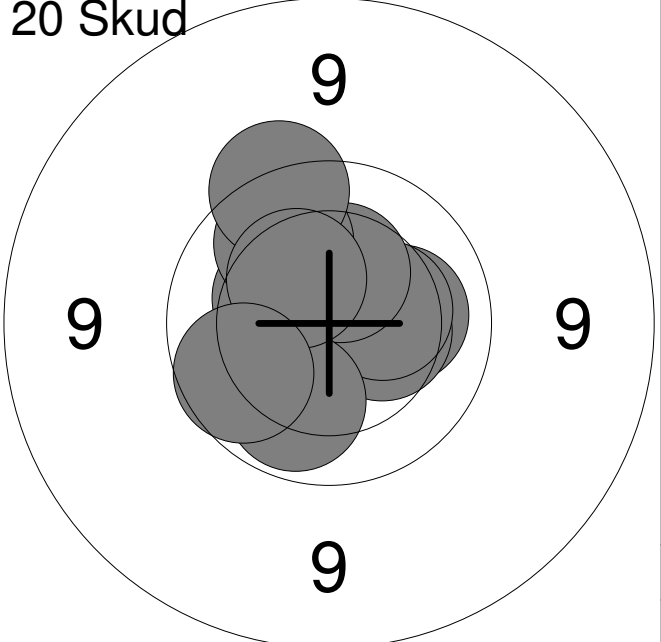
<p>20 Skud</p>	<table style="width:100%; border-collapse: collapse;"> <tr><td style="width:10%;">11:</td><td style="width:15%;">10.0</td><td style="width:10%; text-align: right;">↗</td></tr> <tr><td>12:</td><td>*10.7</td><td style="text-align: right;">→</td></tr> <tr><td>13:</td><td>10.1</td><td style="text-align: right;">→</td></tr> <tr><td>14:</td><td>*10.6</td><td style="text-align: right;">↑</td></tr> <tr><td>15:</td><td>9.6</td><td style="text-align: right;">→</td></tr> <tr><td>16:</td><td>9.8</td><td style="text-align: right;">↘</td></tr> <tr><td>17:</td><td>*10.9</td><td style="text-align: right;">↑</td></tr> <tr><td>18:</td><td>10.0</td><td style="text-align: right;">↗</td></tr> <tr><td>19:</td><td>10.3</td><td style="text-align: right;">→</td></tr> <tr><td>20:</td><td>10.3</td><td style="text-align: right;">↘</td></tr> </table> <table border="1" style="width:100%; border-collapse: collapse; margin-top: 5px;"> <tr> <td style="width:80%;">Serie</td> <td style="width:20%; text-align: right;">98.0</td> </tr> <tr> <td>Total</td> <td style="text-align: right;">196.0</td> </tr> </table>	11:	10.0	↗	12:	*10.7	→	13:	10.1	→	14:	*10.6	↑	15:	9.6	→	16:	9.8	↘	17:	*10.9	↑	18:	10.0	↗	19:	10.3	→	20:	10.3	↘	Serie	98.0	Total	196.0
11:	10.0	↗																																	
12:	*10.7	→																																	
13:	10.1	→																																	
14:	*10.6	↑																																	
15:	9.6	→																																	
16:	9.8	↘																																	
17:	*10.9	↑																																	
18:	10.0	↗																																	
19:	10.3	→																																	
20:	10.3	↘																																	
Serie	98.0																																		
Total	196.0																																		

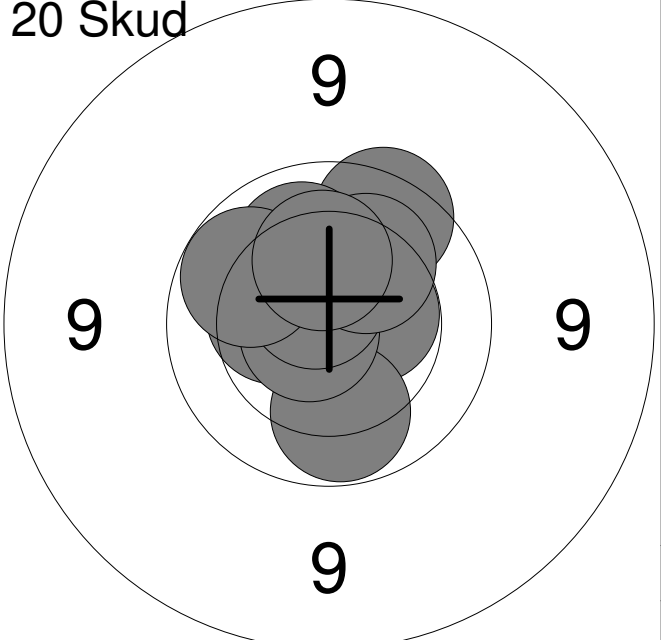
<p>Prøve</p> 	<table style="width:100%; border-collapse: collapse;"> <tr><td style="width:5%;">1:</td><td style="width:15%;">10.0</td><td style="width:10%; text-align: right;">↗</td></tr> <tr><td>2:</td><td>9.8</td><td style="text-align: right;">↑</td></tr> <tr><td>3:</td><td>9.7</td><td style="text-align: right;">↑</td></tr> <tr><td>4:</td><td>10.0</td><td style="text-align: right;">↗</td></tr> <tr><td>5:</td><td>10.3</td><td style="text-align: right;">→</td></tr> <tr><td>6:</td><td>9.9</td><td style="text-align: right;">↘</td></tr> <tr><td>7:</td><td>*10.9</td><td style="text-align: right;">↗</td></tr> <tr><td>8:</td><td>9.8</td><td style="text-align: right;">→</td></tr> <tr><td>9:</td><td>10.4</td><td style="text-align: right;">↙</td></tr> <tr><td colspan="3"><hr/></td></tr> <tr><td colspan="2">Serie</td><td style="text-align: right;">86.0</td></tr> <tr><td colspan="2">Total</td><td style="text-align: right;">0.0</td></tr> </table>	1:	10.0	↗	2:	9.8	↑	3:	9.7	↑	4:	10.0	↗	5:	10.3	→	6:	9.9	↘	7:	*10.9	↗	8:	9.8	→	9:	10.4	↙	<hr/>			Serie		86.0	Total		0.0
1:	10.0	↗																																			
2:	9.8	↑																																			
3:	9.7	↑																																			
4:	10.0	↗																																			
5:	10.3	→																																			
6:	9.9	↘																																			
7:	*10.9	↗																																			
8:	9.8	→																																			
9:	10.4	↙																																			
<hr/>																																					
Serie		86.0																																			
Total		0.0																																			

<p>20 Skud</p> 	<table style="width:100%; border-collapse: collapse;"> <tr><td style="width:5%;">1:</td><td style="width:15%;">9.8</td><td style="width:10%; text-align: right;">↓</td></tr> <tr><td>2:</td><td>*10.7</td><td style="text-align: right;">↘</td></tr> <tr><td>3:</td><td>9.6</td><td style="text-align: right;">↘</td></tr> <tr><td>4:</td><td>10.3</td><td style="text-align: right;">↘</td></tr> <tr><td>5:</td><td>*10.7</td><td style="text-align: right;">↘</td></tr> <tr><td>6:</td><td>10.2</td><td style="text-align: right;">↗</td></tr> <tr><td>7:</td><td>9.7</td><td style="text-align: right;">→</td></tr> <tr><td>8:</td><td>10.0</td><td style="text-align: right;">↗</td></tr> <tr><td>9:</td><td>10.4</td><td style="text-align: right;">↑</td></tr> <tr><td>10:</td><td>*10.6</td><td style="text-align: right;">→</td></tr> <tr><td colspan="3"><hr/></td></tr> <tr><td colspan="2">Serie</td><td style="text-align: right;">97.0</td></tr> <tr><td colspan="2">Total</td><td style="text-align: right;">97.0</td></tr> </table>	1:	9.8	↓	2:	*10.7	↘	3:	9.6	↘	4:	10.3	↘	5:	*10.7	↘	6:	10.2	↗	7:	9.7	→	8:	10.0	↗	9:	10.4	↑	10:	*10.6	→	<hr/>			Serie		97.0	Total		97.0
1:	9.8	↓																																						
2:	*10.7	↘																																						
3:	9.6	↘																																						
4:	10.3	↘																																						
5:	*10.7	↘																																						
6:	10.2	↗																																						
7:	9.7	→																																						
8:	10.0	↗																																						
9:	10.4	↑																																						
10:	*10.6	→																																						
<hr/>																																								
Serie		97.0																																						
Total		97.0																																						

<p>20 Skud</p> 	<table style="width:100%; border-collapse: collapse;"> <tr><td style="width:5%;">11:</td><td style="width:15%;">10.5</td><td style="width:10%; text-align: right;">→</td></tr> <tr><td>12:</td><td>10.0</td><td style="text-align: right;">→</td></tr> <tr><td>13:</td><td>9.8</td><td style="text-align: right;">←</td></tr> <tr><td>14:</td><td>10.3</td><td style="text-align: right;">↘</td></tr> <tr><td>15:</td><td>9.8</td><td style="text-align: right;">↗</td></tr> <tr><td>16:</td><td>9.5</td><td style="text-align: right;">→</td></tr> <tr><td>17:</td><td>10.3</td><td style="text-align: right;">↘</td></tr> <tr><td>18:</td><td>*10.8</td><td style="text-align: right;">↗</td></tr> <tr><td>19:</td><td>10.3</td><td style="text-align: right;">↑</td></tr> <tr><td>20:</td><td>*10.8</td><td style="text-align: right;">↓</td></tr> <tr><td colspan="3"><hr/></td></tr> <tr><td colspan="2">Serie</td><td style="text-align: right;">97.0</td></tr> <tr><td colspan="2">Total</td><td style="text-align: right;">194.0</td></tr> </table>	11:	10.5	→	12:	10.0	→	13:	9.8	←	14:	10.3	↘	15:	9.8	↗	16:	9.5	→	17:	10.3	↘	18:	*10.8	↗	19:	10.3	↑	20:	*10.8	↓	<hr/>			Serie		97.0	Total		194.0
11:	10.5	→																																						
12:	10.0	→																																						
13:	9.8	←																																						
14:	10.3	↘																																						
15:	9.8	↗																																						
16:	9.5	→																																						
17:	10.3	↘																																						
18:	*10.8	↗																																						
19:	10.3	↑																																						
20:	*10.8	↓																																						
<hr/>																																								
Serie		97.0																																						
Total		194.0																																						

<p>Prøve</p> 	<table style="width:100%; border-collapse: collapse;"> <tr><td>1:</td><td>9.2</td><td>↑</td></tr> <tr><td>2:</td><td>9.7</td><td>↗</td></tr> <tr><td>3:</td><td>9.6</td><td>→</td></tr> <tr><td>4:</td><td>9.9</td><td>→</td></tr> <tr><td>5:</td><td>*10.7</td><td>→</td></tr> <tr><td>6:</td><td>9.9</td><td>↘</td></tr> <tr><td>7:</td><td>10.1</td><td>←</td></tr> <tr><td>8:</td><td>10.0</td><td>↗</td></tr> <tr><td>9:</td><td>10.4</td><td>←</td></tr> <tr><td>10:</td><td>9.9</td><td>↙</td></tr> <tr style="border-top: 1px solid black;"><td colspan="2">Serie</td><td>94.0</td></tr> <tr><td colspan="2">Total</td><td>0.0</td></tr> </table>	1:	9.2	↑	2:	9.7	↗	3:	9.6	→	4:	9.9	→	5:	*10.7	→	6:	9.9	↘	7:	10.1	←	8:	10.0	↗	9:	10.4	←	10:	9.9	↙	Serie		94.0	Total		0.0
1:	9.2	↑																																			
2:	9.7	↗																																			
3:	9.6	→																																			
4:	9.9	→																																			
5:	*10.7	→																																			
6:	9.9	↘																																			
7:	10.1	←																																			
8:	10.0	↗																																			
9:	10.4	←																																			
10:	9.9	↙																																			
Serie		94.0																																			
Total		0.0																																			

<p>20 Skud</p> 	<table style="width:100%; border-collapse: collapse;"> <tr><td>1:</td><td>10.2</td><td>→</td></tr> <tr><td>2:</td><td>10.4</td><td>→</td></tr> <tr><td>3:</td><td>10.4</td><td>→</td></tr> <tr><td>4:</td><td>10.4</td><td>↗</td></tr> <tr><td>5:</td><td>10.4</td><td>↑</td></tr> <tr><td>6:</td><td>10.0</td><td>↘</td></tr> <tr><td>7:</td><td>10.0</td><td>↗</td></tr> <tr><td>8:</td><td>9.6</td><td>↗</td></tr> <tr><td>9:</td><td>10.4</td><td>↗</td></tr> <tr><td>10:</td><td>9.9</td><td>↙</td></tr> <tr style="border-top: 1px solid black;"><td colspan="2">Serie</td><td>98.0</td></tr> <tr><td colspan="2">Total</td><td>98.0</td></tr> </table>	1:	10.2	→	2:	10.4	→	3:	10.4	→	4:	10.4	↗	5:	10.4	↑	6:	10.0	↘	7:	10.0	↗	8:	9.6	↗	9:	10.4	↗	10:	9.9	↙	Serie		98.0	Total		98.0
1:	10.2	→																																			
2:	10.4	→																																			
3:	10.4	→																																			
4:	10.4	↗																																			
5:	10.4	↑																																			
6:	10.0	↘																																			
7:	10.0	↗																																			
8:	9.6	↗																																			
9:	10.4	↗																																			
10:	9.9	↙																																			
Serie		98.0																																			
Total		98.0																																			

<p>20 Skud</p> 	<table style="width:100%; border-collapse: collapse;"> <tr><td>11:</td><td>9.8</td><td>↗</td></tr> <tr><td>12:</td><td>10.4</td><td>←</td></tr> <tr><td>13:</td><td>10.1</td><td>↗</td></tr> <tr><td>14:</td><td>*10.5</td><td>→</td></tr> <tr><td>15:</td><td>10.0</td><td>↘</td></tr> <tr><td>16:</td><td>*10.7</td><td>←</td></tr> <tr><td>17:</td><td>*10.6</td><td>↗</td></tr> <tr><td>18:</td><td>10.0</td><td>↗</td></tr> <tr><td>19:</td><td>10.2</td><td>↗</td></tr> <tr><td>20:</td><td>10.3</td><td>↑</td></tr> <tr style="border-top: 1px solid black;"><td colspan="2">Serie</td><td>99.0</td></tr> <tr><td colspan="2">Total</td><td>197.0</td></tr> </table>	11:	9.8	↗	12:	10.4	←	13:	10.1	↗	14:	*10.5	→	15:	10.0	↘	16:	*10.7	←	17:	*10.6	↗	18:	10.0	↗	19:	10.2	↗	20:	10.3	↑	Serie		99.0	Total		197.0
11:	9.8	↗																																			
12:	10.4	←																																			
13:	10.1	↗																																			
14:	*10.5	→																																			
15:	10.0	↘																																			
16:	*10.7	←																																			
17:	*10.6	↗																																			
18:	10.0	↗																																			
19:	10.2	↗																																			
20:	10.3	↑																																			
Serie		99.0																																			
Total		197.0																																			